

# Education Statistics

## for the Republic of Liberia

**Government  
of the Republic  
of Liberia**  
Ministry of Education



**National Statistical Booklet**

# 2013



Republic of Liberia  
Deputy Ministry of Planning, Research & Development,  
Research, EMIS, Statistics, and Demographics Unit,  
Education Management Information Systems,  
Monrovia, Liberia

[www.moe.gov.lr](http://www.moe.gov.lr)  
© Ministry of Education 2013

This publication may be used as a part or as a whole, provided that the MoE is acknowledged as the source of information.

This publication has been produced with financial and technical support from USAID, and the Liberian Teacher Training Program.

For inquiries or requests, please use the following contact information:

Dr. Khalipha Bility / Deputy Minister of Planning, Research & Development / [kbility@moe.gov.lr](mailto:kbility@moe.gov.lr)  
Dr. Walter Phillips / Advisor Policy Planning & EMIS / [wphillips@fhi360.org](mailto:wphillips@fhi360.org)  
Mr. Darragh Minogue / EMIS Program Officer / [dminogue@fhi360.org](mailto:dminogue@fhi360.org)



*This booklet is made possible by the generous support of the American people through the United States Agency for International Development (USAID). The contents are the responsibility of the Liberia Teacher Training Program and do not necessarily reflect the views of USAID or the United States Government.*



## Foreword

*Message from Minister Etmonia D. Tarpeh*



It is with great pleasure that I present the 2013 Education Management Information System (EMIS) National Statistical Booklet. The information contained continues a process that began with last year's inaugural EMIS booklet and acts as a guide for the development of Liberia's educational system. It provides stakeholders with a detailed overview of the current state of Liberia's educational system in a manner that is both accessible and easy to understand.

In a context of limited resources, a solid base of evidence is critical for planning budgets and monitoring outcomes in the country's schools. A safe, rich and intellectually stimulating environment for the children and youth of Liberia is only possible with knowledge of how many qualified teachers there are, the type of infrastructure

that classrooms are equipped with, and the success with which students complete each stage of their schooling. This statistical booklet serves as the most comprehensive tool at the national and county levels with which stakeholders can act to address inequalities of opportunity in working toward the goal of education for all.

The production of this booklet would not have been possible without the dedicated and tireless work of Ministry of Education (MoE) staff and Education Officers at the district and county levels. Also commendable is the exceptional work of principals and registrars to complete the questionnaires used to capture the data. All of these representatives ensure that the entire process, from planning to implementation, is country-driven. I would also like to thank our donor partners for their assistance, particularly USAID and the Liberia Teacher Training Program (LTTP), which has provided technical and material support where needed.

Looking forward, it is clear that the National Education Statistical Booklet will contribute greatly to the national objective of decentralization set forth in the 2011 Education Reform Law. MoE county offices will soon be linked by solar-powered internet servers, enhancing coordination and delivery throughout the country. The booklet will aid a number of educational processes, in particular, it will make county level education data available to everyone and placing significant responsibility and ownership of decision making in the hands of those who are closest to communities. In this way the National Education Statistical Booklet represents a very positive step forward for the Liberian education system.

Sincerely,

A handwritten signature in blue ink, which appears to read 'Etmonia D. Tarpeh'. The signature is fluid and cursive, written on a white background.

Hon. Etmonia D. Tarpeh  
Minister of Education

## Table of Contents

<b>1.0. Acronyms .....</b>	<b>5</b>
<b>2.0. Introduction .....</b>	<b>6</b>
2.1. Background and Context.....	6
2.2. About the EMIS Unit.....	6
2.3. Utilization of EMIS Data .....	7
2.4. EMIS Process.....	7
2.5. Approach to EMIS .....	7
2.6. About the Booklet .....	8
2.7. How to read the data in this booklet .....	9
<b>3.0. Methodology .....</b>	<b>10</b>
3.1. Data Cleaning.....	10
3.2. Population Projections .....	10
<b>4.0. Definitions.....</b>	<b>11</b>
4.1. Indicators used to measure access .....	11
4.2. Indicators used to measure resources .....	12
4.3. Indicators used to measure student flow.....	12
<b>5.0. Overview of EMIS data.....</b>	<b>14</b>
5.1. Schools .....	14
5.2. Staff .....	15
<b>6.0. Early Childhood Education, 2013 .....</b>	<b>20</b>
6.1. Access .....	20
6.1.1. Enrollment.....	20
6.1.2. Overage Students .....	23
6.2. Resources .....	24
6.2.1. Early childhood education .....	24
6.2.2. Teachers .....	25
6.2.3. Classrooms .....	31
<b>7.0. Primary schools, 2013.....</b>	<b>33</b>
7.1. Access .....	33
7.1.1. Enrollment.....	33
7.1.2. Overage students .....	36
7.1.3. New entrants .....	38
7.1.4. Students with disability .....	40
7.2. Resources .....	41
7.2.1. Primary schools.....	41
7.2.2. Teachers .....	42
7.2.3. Classrooms .....	47
7.2.4. Curriculum and instruction .....	49
7.2.5. Facilities .....	51
7.2.6. Management.....	57
7.3. Public primary school EMIS data, 2012-2013 .....	59
7.3.1. Students.....	59
7.3.2. Teachers .....	60
7.3.3. Classrooms .....	61
7.3.4. Promotion Rates .....	62
7.3.5. Repetition Rates.....	64
7.3.6. Dropout Rates.....	65
<b>8.0. Secondary schools, 2013.....</b>	<b>67</b>
8.1. Access .....	67
8.1.1. Enrollment.....	67
8.1.2. Overage students .....	70
8.1.3. Intakes.....	72
8.1.4. Students with disability .....	73
8.2. Resources .....	74
8.2.1. Secondary schools.....	74
8.2.2. Teachers .....	75
8.2.3. Classrooms .....	80
8.2.4. Curriculum and instruction .....	81
8.2.5. WAEC Exams .....	84
8.2.6. Facilities .....	87
8.2.7. Management.....	93



8.3.	Public secondary school EMIS data, 2012-2013 .....	95
8.3.1.	Students.....	95
8.3.2.	Teachers .....	96
8.3.3.	Classrooms .....	97
8.3.4.	Promotion Rates .....	98
8.3.5.	Repetition Rates.....	100
8.3.6.	Dropout Rates.....	101
<b>9.0.</b>	<b>List of schools in census.....</b>	<b>103</b>
<b>10.0.</b>	<b>Schools missing from census .....</b>	<b>142</b>

## 1.0. Acronyms

---

<b>ALP</b>	Accelerated Learning Program
<b>ASC</b>	Annual School Census
<b>CEO</b>	County Education Officer
<b>DEO</b>	District Education Officer
<b>ECE</b>	Early Childhood Education
<b>EMIS</b>	Education Management Information System
<b>GER</b>	Gross enrollment rate
<b>GIR</b>	Gross intake rate
<b>GIS</b>	Geographic information system
<b>Global ED*ASSIST</b>	Global Education Automated Statistical Information System Toolkit
<b>GOL</b>	Government of Liberia
<b>HIPE</b>	<b>(Global ED*ASSIST)</b> High-Level Interactive Projections for Education
<b>LISGIS</b>	Liberian Institute of Statistics and Geo-Information Services
<b>LTTP</b>	Liberia Teacher Training Project
<b>MCSS</b>	Monrovia Consolidated School System
<b>MDG</b>	Millennium Development Goals
<b>MoE</b>	Ministry of Education
<b>NER</b>	Net enrollment rate
<b>NIR</b>	Net intake rate
<b>SCR</b>	Student-classroom ratio (also known as the pupil-classroom ratio (PCR))
<b>PTA</b>	Parent Teacher Association
<b>STR</b>	Student-teacher ratio (also known as the pupil-teacher ratio (PTR))
<b>STextR</b>	Student-textbook ratio (also known as the pupil-textbook ratio (PTextR))
<b>TTI</b>	Teacher Training Institute
<b>USAID</b>	United States Agency for International Development

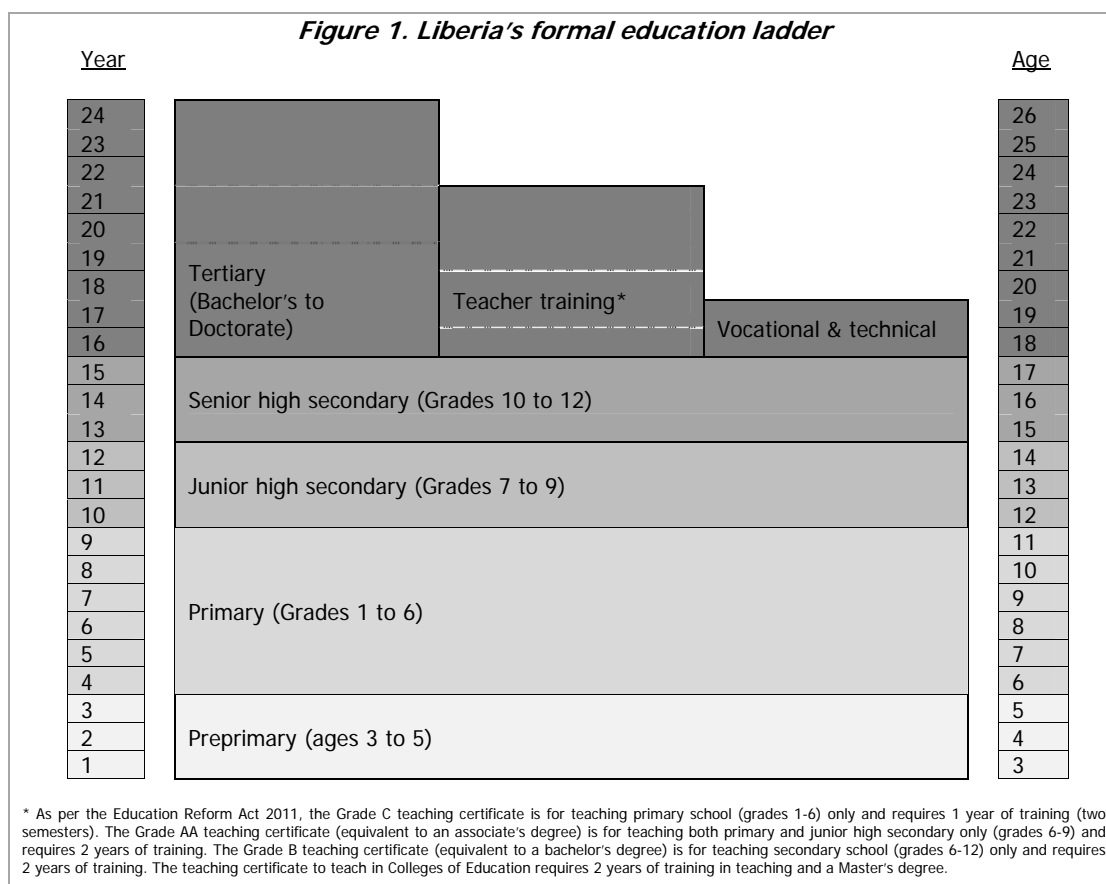
## 2.0. Introduction

*"To provide all Liberians with the opportunity to access and complete affordable education of a quality, relevance and appropriateness that meets their needs and that of the nation."*

Liberian MoE Mission

## 2.1. Background and Context

Two civil wars (1989-1996 and 1998-2003) rendered educational opportunities in Liberia scarce. During this time, the development of basic service delivery systems was non-existent and accessing the little infrastructure that did exist was difficult. The Government of the Republic of Liberia's (GOL) Ministry of Education (MOE) has established as its goal the provision of equal access to educational opportunities and facilities for all citizens to the extent of available resources, regardless of age, disability, and gender.<sup>1</sup>



To meet this goal, the MOE has constructed parallel formal and non-formal educational systems. The formal education ladder comprises a 6-6-4 system—that is, 6 years of primary education, 6 years of secondary education (3 years of junior secondary and 3 years of senior secondary), and 4 of tertiary education (see Figure 1 above). Teacher training and vocational and technical education are included in the formal system. In the non-formal system, the Accelerated Learning Program (ALP) compresses 6 years of formal primary education into 3 years. In addition, Alternative Basic Education (ABE) offers a three year non formal educational program in which learners participate in literacy, numeracy, and livelihood skills training. ALP and ABE accommodates children, youth, and adult learners.<sup>2</sup>

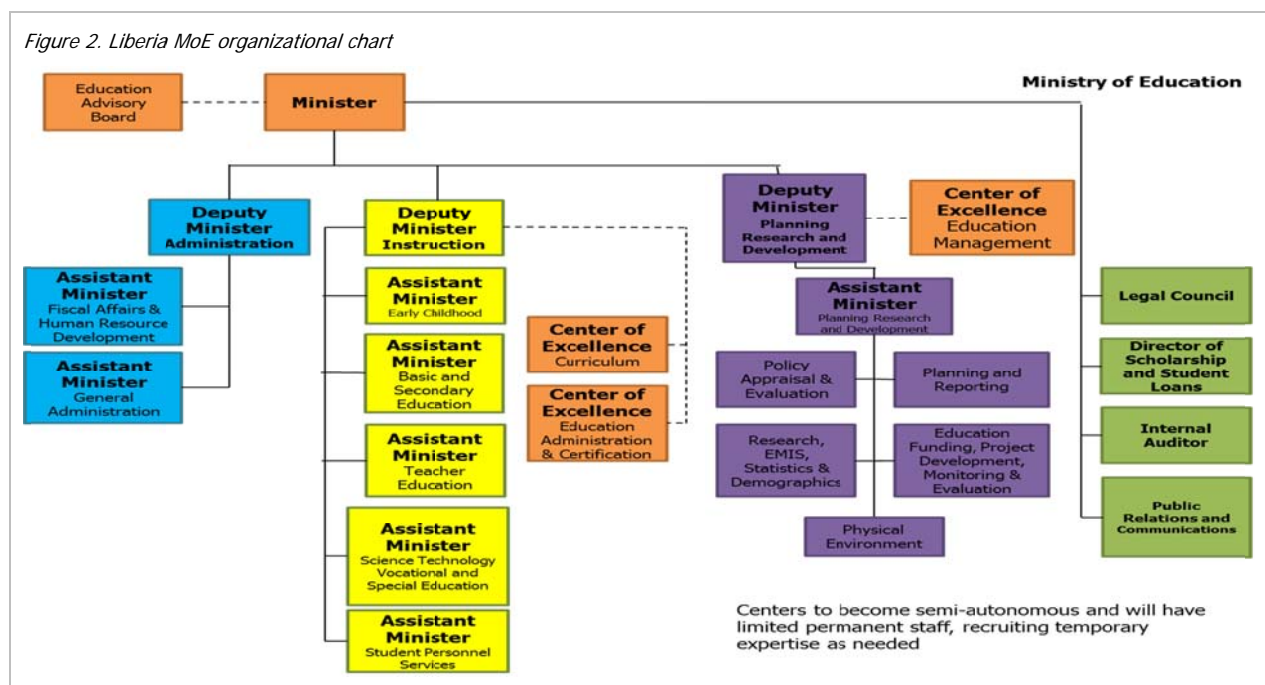
## 2.2. About the EMIS Unit

The MOE's EMIS Unit operates under the Ministry of Education's Department of Planning, Research, and Development (See Figure 2, below) and is part of the Research, EMIS, Statistics, and Demographics Unit.

<sup>1</sup> Government of the Republic of Liberia. (1984). *Constitution of the Republic of Liberia*. [http://www.ilo.org/wcmsp5/groups/public/---ed\\_protect/---protrav/---ilo\\_aids/documents/legaldocument/wcms\\_126725.pdf](http://www.ilo.org/wcmsp5/groups/public/---ed_protect/---protrav/---ilo_aids/documents/legaldocument/wcms_126725.pdf)

<sup>2</sup> The Ministry of Education and Partners. (2008). *The development and state of the art of Adult Learning and Education (ALE)*. [http://www.unesco.org/fileadmin/MULTIMEDIA/INSTITUTES/UII/confintea/pdf/National\\_Reports/Africa/Africa/Liberia.pdf](http://www.unesco.org/fileadmin/MULTIMEDIA/INSTITUTES/UII/confintea/pdf/National_Reports/Africa/Africa/Liberia.pdf)

Figure 2. Liberia MoE organizational chart



### 2.3. Utilization of EMIS Data

EMIS gives an overview of the education system and its performance in a country. It facilitates decision and policy-making by providing information on the current condition of the system. Data gathered from the EMIS plays a crucial role in determining educational needs so authorities may decide how to best allocate limited resources in the face of competing priorities. EMIS can be used also for:

- i. Monitoring and evaluating progress;
- ii. Identifying challenges; and
- iii. Strategizing possible solutions at the national, county, district and school levels.

It is equally important to recognize that EMIS is merely a tool; it does not give definitive answers to challenges. Consistent updates are necessary to ensure its continued accuracy and appropriate use.

### 2.4. EMIS Process



The EMIS process consists of four (4) steps:

- 1) **Data Collection:** Designing and reviewing the ASC questionnaires, training of administratively identified schools<sup>3</sup> on questionnaire completion, questionnaire distribution, retrieval of completed questionnaires, verifying the data through the District Education Offices and County Education Offices, and receiving verified questionnaires at central MoE.
- 2) **Data Processing:** Entering of data into a common database, merging of all data, and final data cleaning prior to analysis.
- 3) **Data Dissemination:** Analysis and production of tools for use in planning and budgeting. Key tools include the Annual Education Statistical Booklet, the High-level Interactive Projection for Education (HIPE) (Simulation) Model, education dashboards, thematic mapping and more analysis upon demand.
- 4) **Data Utilization:** Ongoing training and practice that guides the national, county and district education agencies and their partner organizations in the application of EMIS data in building short, mid, and long-term strategic plans and budgets.

Each step requires extensive planning and coordination with stakeholders at the county, district and school levels.

### 2.5. Approach to EMIS

This year represents the second year of a highly monitored EMIS effort. Pending the outcome of a GIS based school verification exercise, this booklet **cites only administratively identified schools** versus those simply completing questionnaires. The District Education Officers (DEOs) provided an up-to-date list of all the schools in their respective counties, of which 3,051 school leaders were trained on the completion of the Annual School Census Questionnaire in 2012 and 2013. From the questionnaires that were distributed in 2013: 2849 (93.4%) of the schools returned

<sup>3</sup> These are schools identified by the District Education Officers and County Education Officers. Only schools that have been trained receive a questionnaire and can participate in the Annual School Census.

questionnaires to their DEOs to ensure participation in the census, while 242 (6.6%) did not. See Section 8.0 Missing Schools from Census for a breakdown of the response rate by county.

## **2.6. About the Booklet**

---

EMIS data for 2013 was collected for early childhood education, primary and secondary schools that are classified as public, private, religious/mission or community owned. This contrasts with 2012 during which data for ONLY public schools were collected. For 2013, in the interest of accuracy, early childhood education statistics are recorded only for those programs that operate within a primary or secondary school.

2013 represents the first time the decentralized ASC data has been collected for two consecutive years in public schools. As such, education indicators and student flow rates are compared across 2012-2013 for ONLY public schools.

Two (2) types of data were used in the compilation of this booklet: **1)** 2013 ASC outputs and **2)** population projections based on the 2008 population data from the Liberia Institute of Statistics and Geo-Information Services (LISGIS); 2010 World Bank estimates for Liberia by age and gender<sup>4</sup>, and estimates of the total population by year from the IMF<sup>5</sup>.

This ASC Booklet is a reference document for government and other relevant organizations, agencies, and individuals. Its purpose is to display what was reported by individual school principals and registrars and verified by their respective District Education Officer (DEO) and County Education Officer (CEO).

The electronic copy of this booklet is accessible on-line at [www.moe.gov.lr](http://www.moe.gov.lr). Education dashboards, thematic maps and other web based interactive statistics can be accessed via this same ministry website allowing for users to compare and contrast key statistics by county.

---

<sup>4</sup> <http://data.worldbank.org/country/liberia>

<sup>5</sup> <http://www.imf.org/external/datamapper/index.php?excelExport&goals=79940>



## 2.7. How to read the data in this booklet

The booklet displays information in three ways: **1) tables**, **2) graphs with numbers**, and **3) graphs with percentages**. There are only two types of graphs: **1) bar graphs** and **2) pie graphs/charts**. The various aspects of data presentation are illustrated below for improved understanding and interpretation of the numbers.

**TITLE OF TABLE** describes the indicator, unit of disaggregation, and the year the data represents.

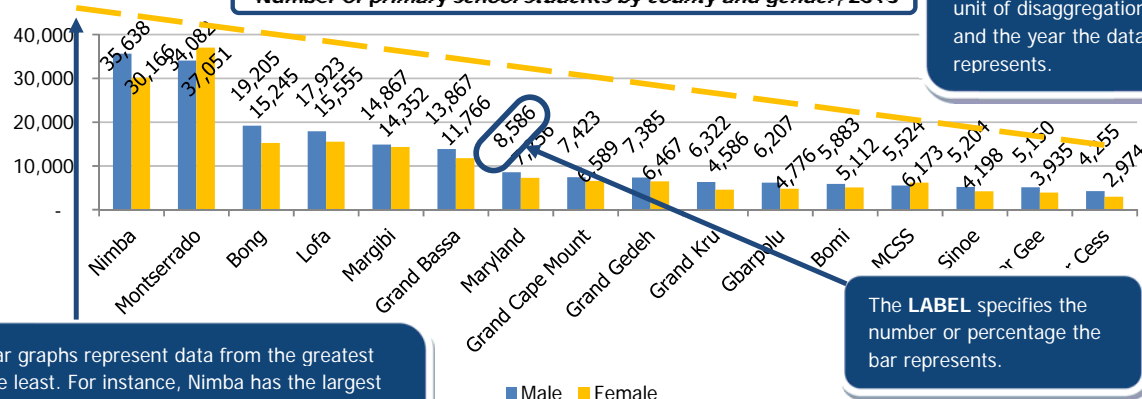
**FIELD HEADING** always begins with the **TOTAL**, followed by the unit of disaggregation.

**Number of primary school students by county and grade, 2013**

County	Total	Grade 1	Grade 2	Grade 3	Grade 4	Grade 5	Grade 6
Bomi	10,995	2,769	2,075	1,946	1,593	1,488	1,124
Bong	34,450	8,872	6,881	6,340	5,031	3,994	3,332
Gbarpolu	10,983	3,019	2,205	1,961	1,653	1,198	947
Grand Bassa	25,633	6,858	5,097	4,387	3,938	3,086	2,267
Grand Cape Mount	14,012	3,888	2,746	2,448	2,039	1,681	1,210
Grand Gedeh	8,952	1,833	1,597				
Grand Kru	1,581	1,291	966				
Lofa	3,979	4,195	3,656				
Margibi	4,851	4,296	3,617				
Maryland	15,842	3,960	3,182	2,767	2,570	1,928	1,435
MCSS	11,697	1,670	1,875	2,088	2,212	2,031	1,821
Monterrado	71,133	14,054	12,424	11,760	11,712	10,852	10,331
Nimba	65,804	15,212	12,597	11,454	10,136	8,896	7,509
River Cess	7,229	2,150	1,534	1,305	1,041	736	463
River Gee	9,085	2,344	1,936	1,588	1,415	1,025	777
Sinoe	9,402	2,546	1,792	1,609	1,427	1,138	890
<b>Total</b>	<b>373,722</b>	<b>88,525</b>	<b>70,689</b>	<b>64,768</b>	<b>58,130</b>	<b>49,668</b>	<b>41,942</b>

**ALL UNITS OF DISAGGREGATION** are always listed alphabetically, with the **TOTAL** represented at the bottom.

**Number of primary school students by county and gender, 2013**

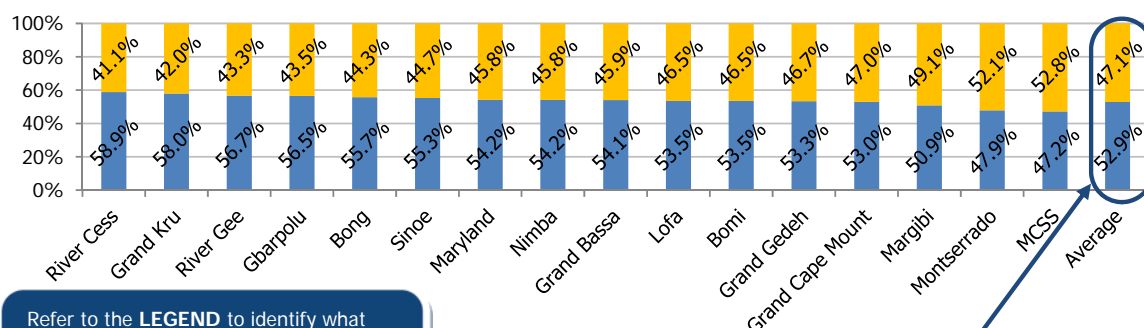


**TITLE OF GRAPH** describes the indicator, unit of disaggregation, and the year the data represents.

All bar graphs represent data from the greatest to the least. For instance, Nimba has the largest male enrolment. Hence, it stands all the way on the left. On the far right is River Cess which has the least male enrolment.

The **LABEL** specifies the number or percentage the bar represents.

**% of primary school students by county and gender, 2013**



Refer to the **LEGEND** to identify what the color represents. In these two graphs, blue bars represent males and yellow bars represent females.

Male Female

Bar graphs presenting percentage always include national average on the far right.

### 3.0. Methodology

---

#### 3.1. Data Cleaning

---

In order to ensure that the data collected can be analyzed and displayed in a clear and presentable format for the booklet, a number of data cleaning steps were taken. These involved detecting, adjusting (or removing) corrupt or inaccurate records from the database, therein ensuring that the data set is consistent with other similar data sets in the system.



- 1) **Questionnaire Screening:** All questionnaires were screened upon entry to the central ministry by the CEOs. If errors were found within the questionnaire, they were returned to the CEO. The CEO was then responsible for returning the questionnaire back to the DEO and eventually the school for rectification. The questionnaires were then corrected and resubmitted.
- 2) **Use Error Checking Module:** A program was developed to identify invalid or missing information entered into the database from the 2013 ASC questionnaire. These are errors which may have been overlooked during the questionnaire screening process. Reports were then generated to identify the errors for both micro and macro data cleaning.
- 3) **Micro Data Cleaning:** Using the error checking module to identify the errors, data summation errors were rectified. This applied to general enrollment figures, new entrants, repeaters and students with disability. Referring to the original questionnaires, it was possible to determine if there was a data entry error or a summation error on the questionnaire. The error was then adjusted to ensure that the totals were equalled the sum of its parts. Teachers who did not indicate their level of teaching were designated to either ECE, primary or secondary based on their type of certificate and enrollment figures. Invalid years of birth, years of establishment or the school starting/ ending times were rectified.
- 4) **Macro Data Cleaning:** In some areas micro data scrubbing was not sufficient and macro data cleaning was required. For new entrants/intakes<sup>6</sup> and repeaters<sup>7</sup>, figures were adjusted proportionately to ensure they did not exceed total enrollment.

#### 3.2. Population Projections

---

Population figures are a requirement in calculating enrollment rates and intake rates.

The latest population statistics for Liberia come from the 2008 Housing and Census data from LISGIS. This reports the population from 1984 to 2008, and the annual rate of growth by county. Two further sources were therefore located: 1) World Bank estimates by age and gender which are given in 5-year intervals (from 2010-2050)<sup>8</sup>; and 2) IMF estimates of the total population by year (2000-2017)<sup>9</sup>.

In order to get the projected population by year, the census figures were extrapolated out to 2015 by applying the observed growth rate. Growth rates were then uniformly increased until the resulting estimates approximated the World Bank and IMF numbers.

It was then necessary to delineate the figures out to specific age groups. The World Bank estimates for 2010 were used. The 5-year group intervals were adjusted for 2013 by distributing the 2013 total by the same ratio as 2010. County estimates were then completed in the same manner.

Finally, figures were uniformly distributed within the 5-year age groups, and reaggregated into the corresponding early childhood education, primary and secondary school age population.

---

<sup>6</sup> The new entrants data scrubbing procedure is as follows: a) Adjust the no. of new entrants to ensure that they are not greater than the total students in grade 1. b) Allocate the total students in grade one to repeaters and new entrants according to the ratio of the two. c) Take the total entrants and allocate them to each age group according to the ratio of age to total grade one students; and d) adjust the new entrant values for individual ages such that they are not greater than the total grade one students for that age.

<sup>7</sup> The repeaters data scrubbing procedure is as follows: a) Adjust the repeaters to ensure that they are not greater than the total students in a given grade. b) Allocate the total students for each grade level to either repeaters or non-repeaters. c) Take the total repeaters and allocate them to each age group according to the ratio of age to the total grade level students; and d) adjust the repeater values for individual ages such that they are not greater than the total grade level students for that age.

<sup>8</sup> <http://data.worldbank.org/country/liberia>

<sup>9</sup> <http://www.imf.org/external/datamapper/index.php?excelExport&goals=79940>

## 4.0. Definitions

### 4.1. Indicators used to measure access

**4.1.1. At-age students** refer to students whose age is the official age for a grade level. In Liberia, the official age is 3 to 5 for early childhood education, 6 to 11 for grades 1 to 6 in primary school; and 12 to 17 for grades 7 to 12 in secondary school. A grade 1 student at the age of 6 is considered “at-age”; a student at the age of 5 is considered “underage”. Schools may enroll underage students when there is a shortage of schools that accommodate to appropriate (i.e. higher) grade levels.

**4.1.2. Overage students** refer to students whose age is above the official age for a grade level. In Liberia, the official age is 3 to 5 for early childhood education, 6 to 11 for grades 1 to 6 in primary school; and 12 to 17 for grades 7 to 12 in secondary school. A student who is in grade 1 at the age of 6 is “at-age”; a student who is in grade 1 at the age of 7 is considered “overage”. Schools may enroll overage students when students have previously missed schooling or there is a shortage of schools that accommodate to appropriate (i.e. lower) grade levels.

**4.1.3. New entrants/intakes** refer to new students of any age entering grade 1/7 for the first time in a school year. New entrants include first time grade 1/7 students who have transferred from one school to another *during the school year*. Students who have left school but returned to school in grade 1/7 in the same year are also considered new entrants/intakes. Students *who attended* grade 1/7 the previous year are NOT new entrants/intakes; they are considered “repeaters” (further defined below). This count is used to calculate the gross intake rate (GIR) and net intake rate (NIR) (also further defined below).

“Am I a NEW ENTRANT/INTAKE?”	<b>YES</b>	I’m attending grade 1/7 for the very first time.
	<b>NO</b>	I was in grade 1/7 last year.

**4.1.4. Gross intake rate (GIR)** indicates the general level of access to primary education. It also indicates the capacity of the education system to provide access to grade 1 for the official school entrance age population. This rate can be over 100%, when the number of over-aged and under-aged children in grade 1 is excessive, relative to the children of the right age of admission. The “official primary school entrance age” in Liberia is age 6. The formula for GIR is:

$$\text{GIR} = \frac{\text{Total number of new entrants of all ages in grade 1}}{\text{Population of all age 6 children}} \times 100\%$$

**4.1.5. Net intake rate (NIR)** shows the level of access to primary education of the eligible population of primary school-entrance age. A high NIR indicates a high degree of access to primary education for children of the official primary school entrance age. For countries wanting to achieve the goal of universal primary education, an NIR of 100% will be a necessity. The “official primary school entrance age” in Liberia is age 6. The formula for NIR is:

$$\text{NIR} = \frac{\text{Total number of new entrants of age 6 in grade 1}}{\text{Population of all age 6 children}} \times 100\%$$

GIR and NIR are useful when used in combination, as the difference between these two (2) ratios indicates the rate of deviation from the official age intake.

**4.1.6. Gross enrollment rate (GER)** is used to show the general level of participation in a given level of education. A GER value of 100% indicates that a country is, in principle, able to accommodate all of its school-aged population. The “official school-age” for primary education in Liberia is 6-11, and secondary education 12-17. The formulas for primary GER and secondary GER are:

$$\text{Primary GER} = \frac{\text{Total number of students of all ages in primary school}}{\text{Population of ages 6-11 children}} \times 100\%$$

$$\text{Secondary GER} = \frac{\text{Total number of students of all ages in secondary school}}{\text{Population of ages 12-17 children}} \times 100\%$$

**4.1.7. Net enrollment rate (NER)** shows the proportion of children of school age who are enrolled in school. NER applies only to children of official school age. NER below 100% provides a measure of school age children who are not enrolled in school. NER only accounts for students of “official school-age”, it is always less than or equal to GER. The “official school-age” for primary education in Liberia is 6-11, and secondary education 12-17. The formulas for primary NER and secondary NER are:

$$\text{Primary NER} = \frac{\text{Total number of students in school of ages 6-11}}{\text{Population of ages 6-11 children}} \times 100\%$$

$$\text{Secondary NER} = \frac{\text{Total number of students in school of ages 12-17}}{\text{Population of ages 12-17 children}} \times 100\%$$

## 4.2. Indicators used to measure resources

- 4.2.1. Student-teacher ratio (STR)**, also known as the pupil-teacher ratio (PTR), measures the level of human resources input in terms of number of teachers in relation to the number of students. A high STR suggests that each teacher is responsible for a large number of students. In other words, the higher the STR, the lower the relative access students have to teachers. It is generally assumed that a low STR signifies smaller classes, which enables the teacher to pay more attention to individual students, which will likely result in a better performance of the students in the long run. The formula for STR is:

$$\text{STR} = \frac{\text{Total number of students}}{\text{Total number of teachers}}$$

- 4.2.2. Student-classroom ratio (SCR)**, also known as the pupil-classroom ratio (PCR), measures the level of basic facilities available in terms of number of classrooms in relation to the size of the student population. The higher the SCR, the lower the relative access of students to classrooms. It is generally assumed that a low SCR signifies an environment more conducive to learning, likely in the long run to result in a better performance of the students. *To support the education reform towards providing all students with stable learning spaces, this report counts only solid and semi-solid classrooms in the calculation.*<sup>10</sup> The formula for SCR is:

$$\text{SCR} = \frac{\text{Total number of students}}{\text{Total number of solid and semi-solid classrooms}}$$

- 4.2.3. Student-Textbook Ratio (STextR)**, also known as the pupil-textbook ratio (PTextR), measures the level of learning materials available in terms of number of textbooks in relation to the number of students. The higher the STextR, the lower the relative access to textbooks by students. It is generally assumed that a low STextR signifies a condition more conducive to learning, likely in the long run to result in a better performance of the students. The formula for STextR for each subject's textbooks is:

$$\text{STextR} = \frac{\text{Total number of students}}{\text{Total number of textbooks}}$$

## 4.3. Indicators used to measure student flow<sup>11</sup>

- 4.3.1. Promotion** refers to students who have moved on to the next grade level from one year to the next, ending up in one grade level higher from the previous year. By convention, a student in grade 3 in year 1 should be in grade 4 in year 2. If a student has moved on to grade 4 for this year, the student is considered promoted. The diagram below illustrates this scenario (see Figure 3 below).

- 4.3.2. Promotion rate** measures the number of students from a cohort moving up a grade, and its effect on the internal efficiency of education systems. It is one of the key indicators for analyzing and projecting student flows from grade to grade within the education cycle. The promotion rate ideally should approach 100%; a low promotion rate signals problems in the internal efficiency of the education system. Decreasing promotion rates serve as an early warning that the system is experiencing teaching or learning challenges. When compared across grades, the patterns can indicate specific grades for which there is lower promotion, hence requiring more in depth study of causes and possible remedies.

$$\text{Promotion Rate} = \frac{\text{Grade } (i+1) \text{ enrollment in year } + 1 - \text{Grade } (i+1) \text{ repeaters in year } + 1}{\text{Grade } i \text{ enrollment in year}} \times 100$$

- 4.3.3. Repeaters** refer to students who have not been promoted to the next grade level from one year to the next, ending up in the same grade in the current year as the previous year. A student in grade 3 in year 1 should be in grade 4 in year 2.. If the student has stayed in grade 3 for year 1, the student is considered a repeater. The diagram below illustrates this scenario (see Figures 3 and 4 below).

<sup>10</sup> Solid classrooms refer to those constructed of bricks or cement. Semi-solid classrooms refer to those constructed of mud block.

<sup>11</sup> All indicators used to measure student flow are UNESCO formulas.

Figure 3. Student promoted to next grade, 2012-2013





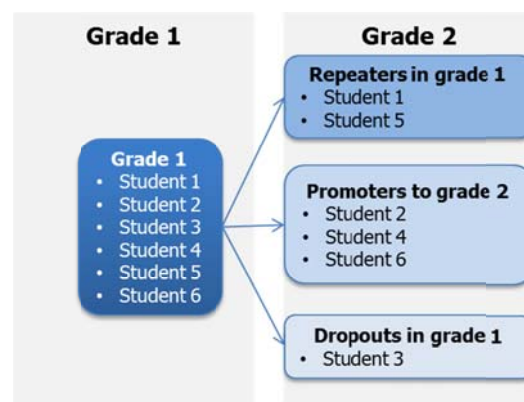
Figure 4. Student repeating a grade 2012-2013



- 4.3.4. Repetition rate** measures the number of students from a cohort repeating a grade, and the effect on the internal efficiency of education systems. It is one of the key indicators for analyzing and projecting student flows from grade to grade within the education cycle. Repetition rate should ideally be 0%; a high repetition rate signals problems in the quality of the education system. An increasing repetition rate serves as an early warning that the system is experiencing teaching and or learning challenges. When compared across grades, the patterns can indicate specific grades for which there is higher repetition, hence requiring more in depth study of causes and possible remedies.

$$\text{Repetition Rate} = \frac{\text{Grade } i \text{ repeaters in year } + 1}{\text{Grade } i \text{ enrollment in year}} \times 100$$

- 4.3.5. Dropouts** refer to students who have withdrawn (for any reason) from the school system. The distinction between dropouts and repeaters is that repeaters remain in system while dropouts do not.



- 4.3.6. Dropout rate** monitors education system coverage and student progression by measuring the proportion of students in a given cohort dropping out of—or leaving—the system altogether. The formula for dropout rate is:

$$\text{Dropout Rate} = 100 - (\text{Promotion rate} + \text{repetition rate})$$

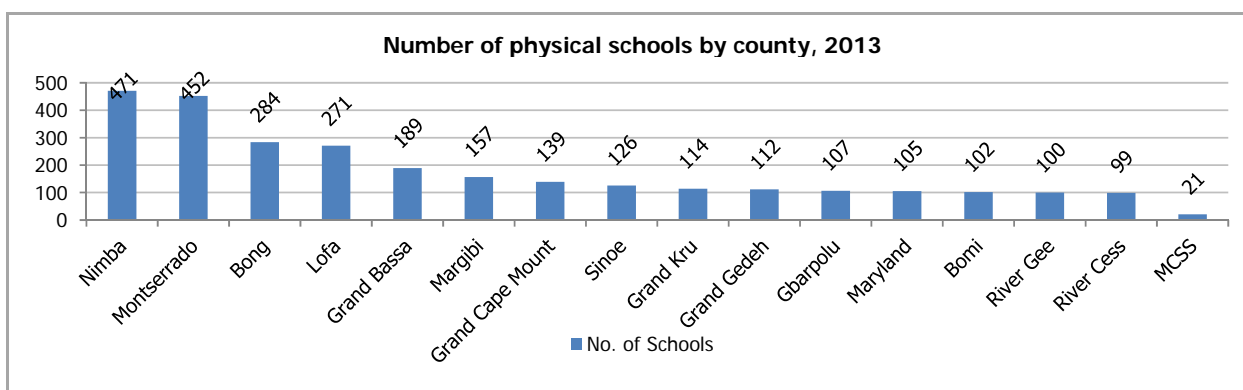


## 5.0. Overview of EMIS data

### 5.1. Schools

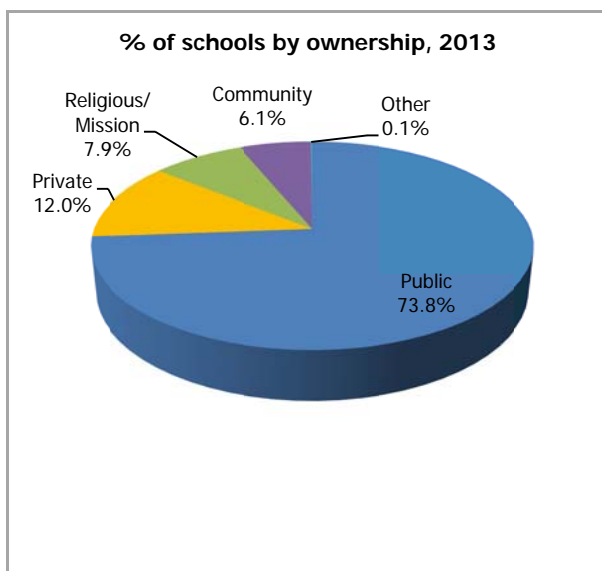
**Number of physical schools by county and number of school levels, 2013** \*See textbox

County	Physical Total	Early Childhood Education level	Primary level	Secondary level
Bomi	102	98	99	17
Bong	284	256	283	70
Gbarpolu	107	100	106	19
Grand Bassa	189	150	187	25
Grand Cape Mount	139	128	136	20
Grand Gedeh	112	86	105	27
Grand Kru	114	95	111	35
Lofa	271	235	264	59
Margibi	157	143	153	48
Maryland	105	81	98	26
MCSS	21	1	15	9
Monteserrado	452	412	445	226
Nimba	471	447	462	150
River Cess	99	97	98	8
River Gee	100	93	98	11
Sinoe	126	122	125	26
<b>Total</b>	<b>2,849</b>	<b>2,544</b>	<b>2,785</b>	<b>776</b>



**Number of physical schools by ownership and number of school levels, 2013**

Ownership	Physical total	Early Childhood Education level	Primary level	Secondary level
Public	2,103	1,866	2,056	429
Private	343	312	337	157
Religious/Mission	226	204	220	147
Community	174	160	170	41
Other	3	2	2	2
<b>Total</b>	<b>2,849</b>	<b>2,544</b>	<b>2,785</b>	<b>776</b>



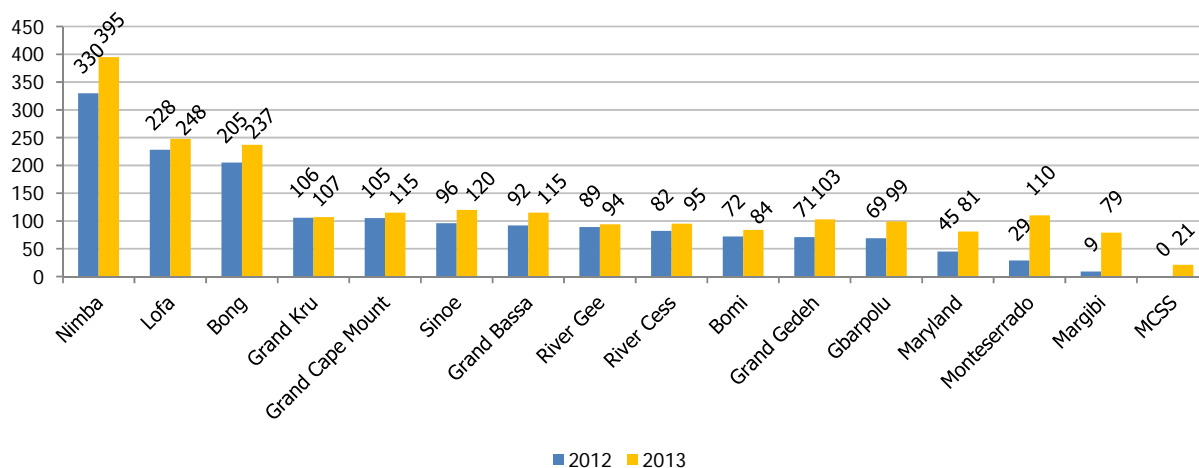
- ✓ For planning purposes, a school represents a building or an entity as opposed to the level of schooling under operation. Taking this into account, many levels of schooling co-exist within the same building/compound. Hence, the total number of schools does not equal the sum of early childhood education, primary, and secondary schools.
- ✓ 2,849 school units participated in the annual school census 2013. The majority of schools are based in Nimba, Monteserrado, Bong, and Lofa, proportionate the country's population.
- ✓ The majority of schools in Liberia operate as early childhood education institutions and primary level institutions with only 63 schools not delivering either of these levels of instruction. In comparison only 776 schools deliver secondary instruction.
- ✓ It is worth noting, that for the purpose of this year's annual school census effort, ECE was recorded only in schools which also offer primary or secondary.
- ✓ The majority of schools in Liberia are public, with non-government schools accounting for just over 25% of all schools in Liberia.

### Number of physical public schools by county and public schools by level, 2012-2013

County	Total physical public schools		Primary level		Secondary level	
	2012	2013	2012	2013	2012	2013
Bomi	72	84	69	81	10	11
Bong	205	237	204	236	48	51
Gbarpolu	69	99	68	98	11	16
Grand Bassa	92	115	91	114	9	10
Grand Cape Mount	105	115	104	114	15	15
Grand Gedeh	71	103	66	98	14	23
Grand Kru	106	107	103	104	29	31
Lofa	228	248	223	243	48	46
Margibi	9	79	9	78	5	20
Maryland	45	81	40	75	14	19
MCSS <sup>12</sup>	-	21	-	15	-	9
Monteserrado	29	110	27	106	16	38
Nimba	330	395	324	389	77	101
River Cess	82	95	81	94	5	7
River Gee	89	94	88	92	8	10
Sinoe	96	120	96	119	20	22
<b>Total</b>	<b>1,628</b>	<b>2,103</b>	<b>1,593</b>	<b>2,056</b>	<b>329</b>	<b>429</b>

- ✓ There was an increase in coverage of over 400 public schools between 2012 and 2013. The surge in coverage is likely a result of county and district education officers becoming more familiar with the Annual School Census process. This is important to note while comparing 2012 and 2013 public school data.
- ✓ It is important to note that 2012 marked the beginning of the decentralization of the Annual School Census.
- ✓ The largest increase in coverage of public schools took place in Monteserrado and Margibi.

Number of physical public schools by county, 2012-2013

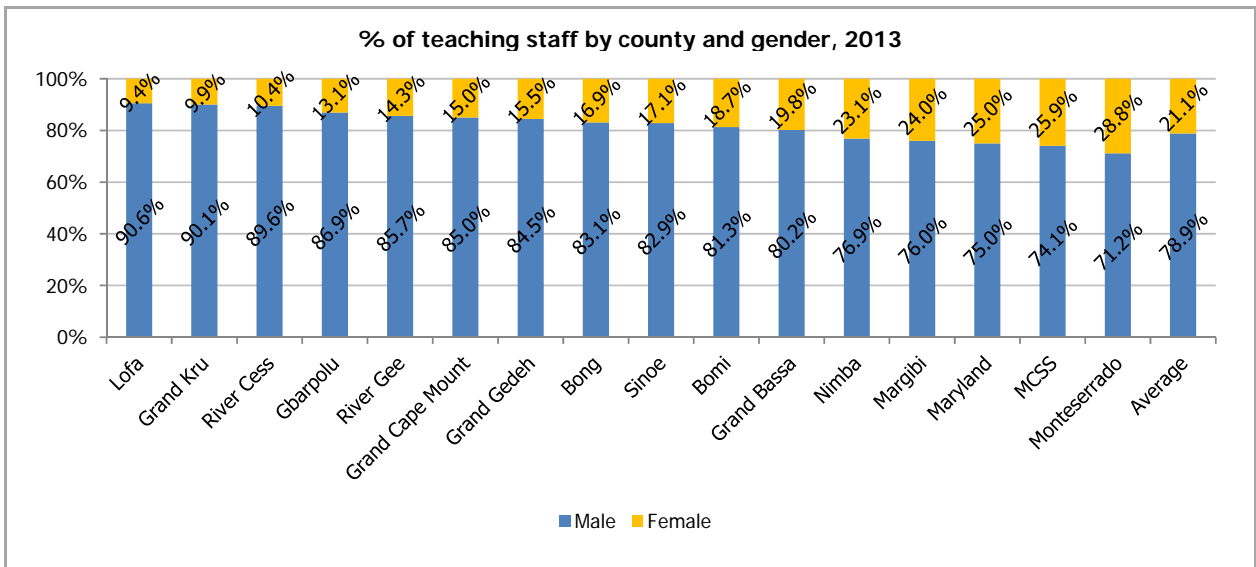
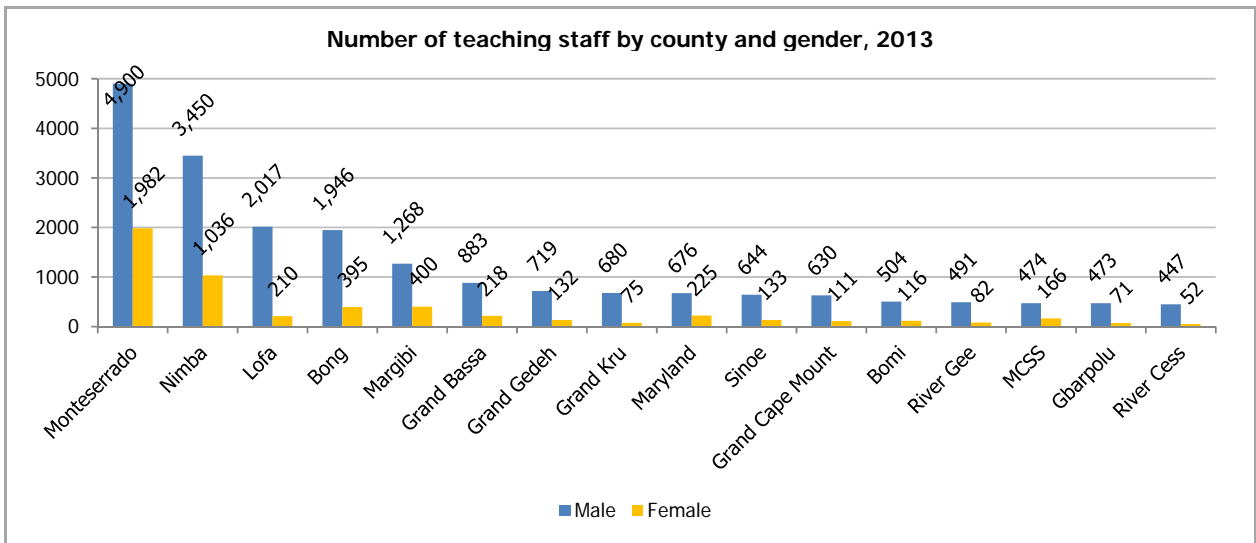


## 5.2. Staff

### Number and % of teaching staff by county and gender, 2013

County	Total	Teaching staff			
		Male		Female	
		Count	% total	Count	% total
Bomi	620	504	81.3%	116	18.7%
Bong	2,341	1,946	83.1%	395	16.9%
Gbarpolu	544	473	86.9%	71	13.1%
Grand Bassa	1,101	883	80.2%	218	19.8%
Grand Cape Mount	741	630	85.0%	111	15.0%
Grand Gedeh	851	719	84.5%	132	15.5%
Grand Kru	755	680	90.1%	75	9.9%
Lofa	2,227	2,017	90.6%	210	9.4%
Margibi	1,668	1,268	76.0%	400	24.0%
Maryland	901	676	75.0%	225	25.0%
MCSS	640	474	74.1%	166	25.9%
Monteserrado	6,882	4,900	71.2%	1,982	28.8%
Nimba	4,486	3,450	76.9%	1,036	23.1%
River Cess	499	447	89.6%	52	10.4%
River Gee	573	491	85.7%	82	14.3%
Sinoe	777	644	82.9%	133	17.1%
<b>Total</b>	<b>25,606</b>	<b>20,202</b>	<b>78.9%</b>	<b>5,404</b>	<b>21.1%</b>

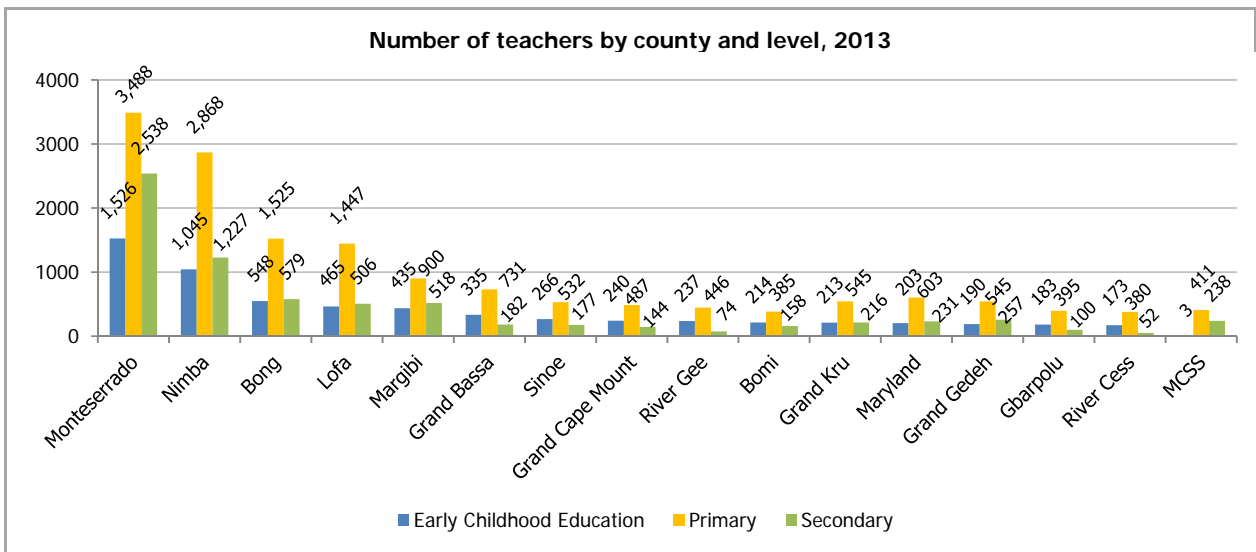
<sup>12</sup> MCSS information was only recorded in the 2013 Annual School Census.



- ✓ In total, there are 25,606 teachers in Liberia. 78.9% are male compared to 21.1% who are female.
- ✓ The counties with the greatest number of teachers are Monteserrado (6,882), Nimba (4,486), and Bong (2,341).
- ✓ In no county are fewer than 70% of teachers male. The counties with the greatest percentage of male teachers are Lofa (90.6%), Grand Kru (90.1%) and River Cess (89.6%).
- ✓ Monteserrado, MCSS and Maryland have the greatest percentage of female teachers at 28.8%, 25.9% and 25.0% respectively.

#### Number and % of teachers by county and level, 2013

County	Total	Early Childhood Education		Primary		Secondary	
		Count	% total	Count	% total	Count	% total
Bomi	620	214	34.5%	385	62.1%	158	25.5%
Bong	2,341	548	23.4%	1,525	65.1%	579	24.7%
Gbarpolu	544	183	33.6%	395	72.6%	100	18.4%
Grand Bassa	1,101	335	30.4%	731	66.4%	182	16.5%
Grand Cape Mount	741	240	32.4%	487	65.7%	144	19.4%
Grand Gedeh	851	190	22.3%	545	64.0%	257	30.2%
Grand Kru	755	213	28.2%	545	72.2%	216	28.6%
Lofa	2,227	465	20.9%	1,447	65.0%	506	22.7%
Margibi	1,668	435	26.1%	900	54.0%	518	31.1%
Maryland	901	203	22.5%	603	66.9%	231	25.6%
MCSS	640	3	0.5%	411	64.2%	238	37.2%
Monteserrado	6,882	1,526	22.2%	3,488	50.7%	2,538	36.9%
Nimba	4,486	1,045	23.3%	2,868	63.9%	1,227	27.4%
River Cess	499	173	34.7%	380	76.2%	52	10.4%
River Gee	573	237	41.4%	446	77.8%	74	12.9%
Sinoe	777	266	34.2%	532	68.5%	177	22.8%
<b>Total</b>	<b>25,606</b>	<b>6,276</b>	<b>24.5%</b>	<b>15,688</b>	<b>61.3%</b>	<b>7,197</b>	<b>28.1%</b>

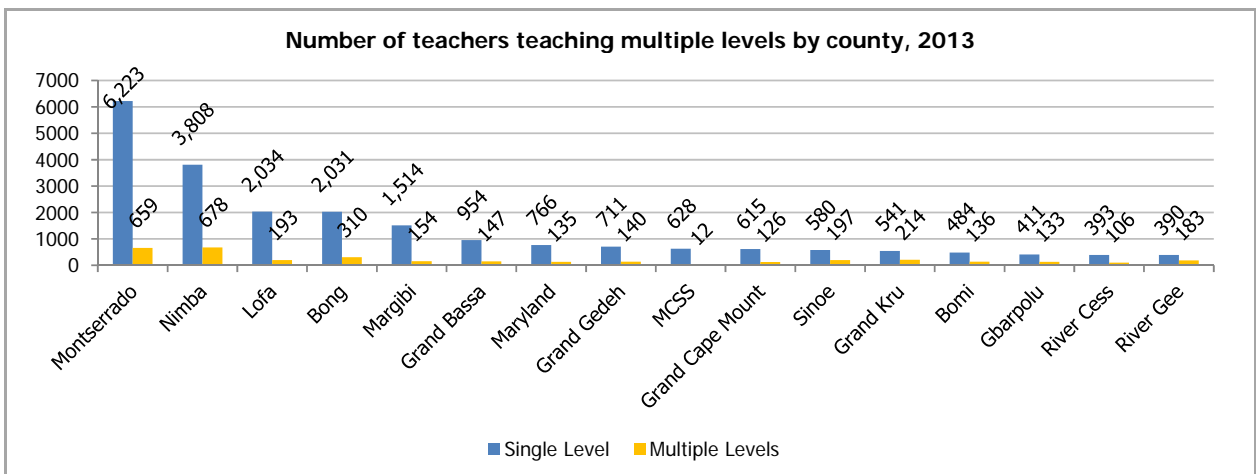


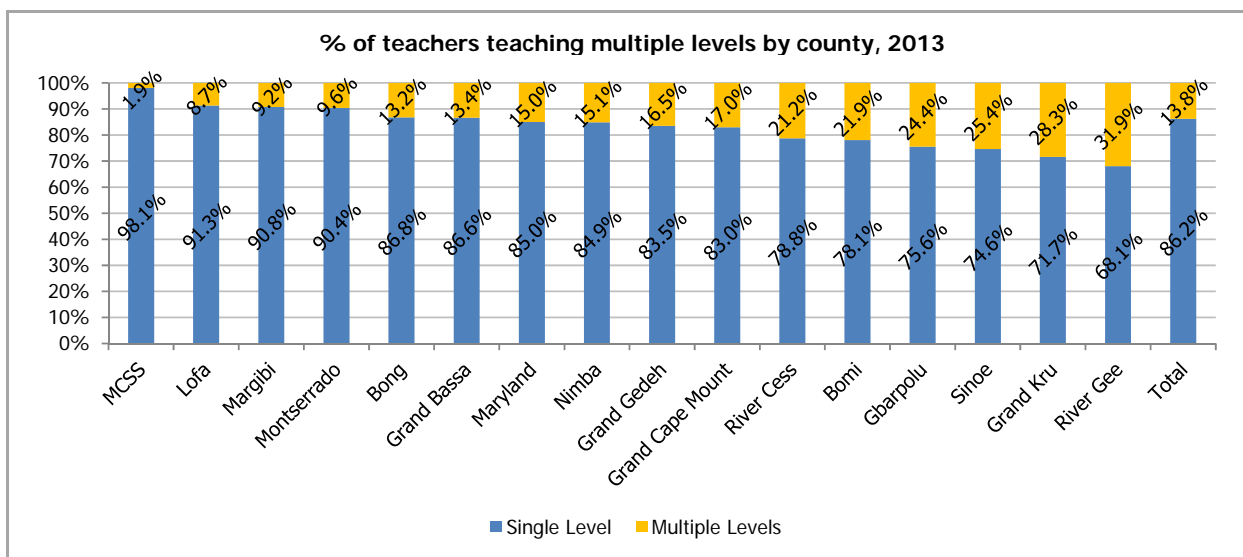
- ✓ The majority of teachers in Liberia teach at the primary level. 61% teach at the primary level, compared to 28% who teach at the secondary level and 25% who teach at the ECE level.
- ✓ *Note: many teachers deliver instruction across multiple levels within their school e.g. a primary school teacher may also teach early childhood education. Hence, the total number of teachers does not equal to the sum of early childhood education, primary, and secondary teachers. See the following table for the breakdown.*
- ✓ In every county, a greater number of teachers teach at the primary level than at either the secondary or ECE levels.
- ✓ The counties with the greatest percentage of teachers at the secondary level are MCSS and Monteserrado, where over 35% of teachers teach at the secondary level. The county with the lowest percentage of secondary teachers is River Cess at 10%.
- ✓ In River Gee over 40% of teachers teach at the ECE level.

**Number and % of teachers teaching multiple levels by county, 2013**

County	Total	Single level		Multiple levels*	
		Count	% total	Count	% total
Bomi	620	484	78.1%	136	21.9%
Bong	2,341	2,031	86.8%	310	13.2%
Gbarpolu	544	411	75.6%	133	24.4%
Grand Bassa	1,101	954	86.6%	147	13.4%
Grand Cape Mount	741	615	83.0%	126	17.0%
Grand Gedeh	851	711	83.5%	140	16.5%
Grand Kru	755	541	71.7%	214	28.3%
Lofa	2,227	2,034	91.3%	193	8.7%
Margibi	1,668	1,514	90.8%	154	9.2%
Maryland	901	766	85.0%	135	15.0%
MCSS	640	628	98.1%	12	1.9%
Monteserrado	6,882	6,223	90.4%	659	9.6%
Nimba	4,486	3,808	84.9%	678	15.1%
River Cess	499	393	78.8%	106	21.2%
River Gee	573	390	68.1%	183	31.9%
Sinoe	777	580	74.6%	197	25.4%
<b>Total</b>	<b>25,606</b>	<b>22,083</b>	<b>86.2%</b>	<b>3,523</b>	<b>13.8%</b>

\* Many teachers deliver instruction across numerous levels within a school.

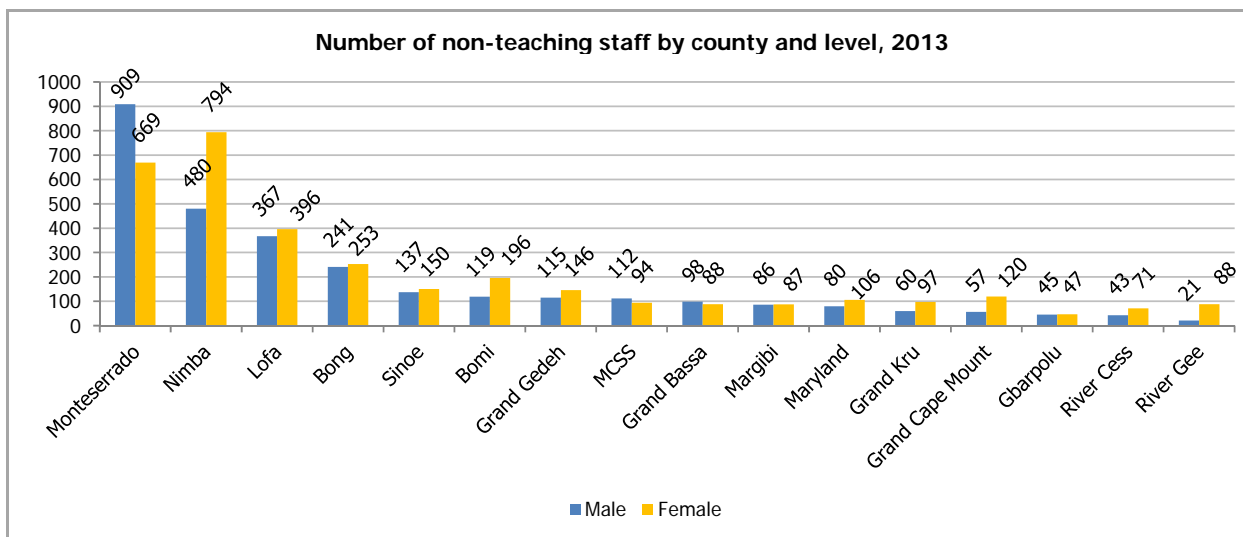




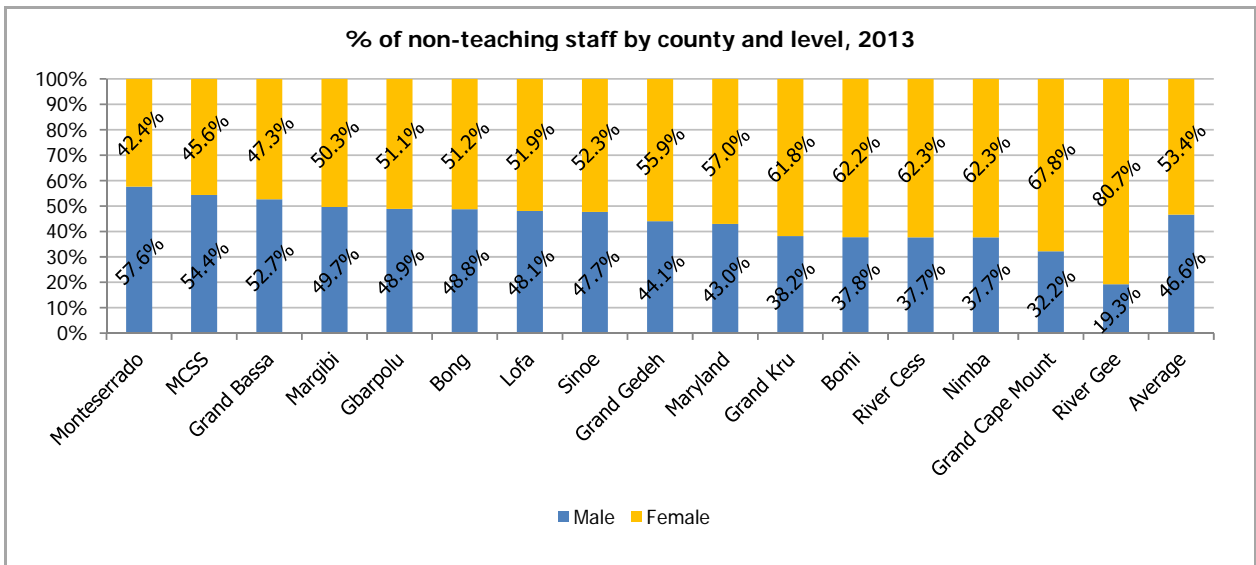
- ✓ Across Liberia, 13.8% of teachers teach multiple levels, meaning the teacher delivers instruction to more than simply ECE only, primary only, or secondary only e.g. a primary school teacher may also teach early childhood education. *Hence, the total number of teachers does not equal to the sum of early childhood education, primary, and secondary teachers.* This is important to note when considering the student to teacher ratios.
- ✓ The percentage of teachers teaching multiple levels ranges from 31.9% in River Gee to 1.9% in MCSS.
- ✓ The counties where the greatest numbers of teachers teach multiple levels are Nimba (678), Monteserrado (659) and Bong (310).

#### Number and % of non-teaching staff by county and gender 2013

County	Total	Non-teaching staff			
		Male		Female	
		Count	% total	Count	% total
Bomi	315	119	37.8%	196	62.2%
Bong	494	241	48.8%	253	51.2%
Gbarpolu	92	45	48.9%	47	51.1%
Grand Bassa	186	98	52.7%	88	47.3%
Grand Cape Mount	177	57	32.2%	120	67.8%
Grand Gedeh	261	115	44.1%	146	55.9%
Grand Kru	157	60	38.2%	97	61.8%
Lofa	763	367	48.1%	396	51.9%
Margibi	173	86	49.7%	87	50.3%
Maryland	186	80	43.0%	106	57.0%
MCSS	206	112	54.4%	94	45.6%
Monteserrado	1,578	909	57.6%	669	42.4%
Nimba	1,274	480	37.7%	794	62.3%
River Cess	114	43	37.7%	71	62.3%
River Gee	109	21	19.3%	88	80.7%
Sinoe	287	137	47.7%	150	52.3%
<b>Total</b>	<b>6,372</b>	<b>2,970</b>	<b>46.6%</b>	<b>3,402</b>	<b>53.4%</b>







- ✓ Overall there is 6,372 non-teaching staff across all levels of schooling in Liberia.
- ✓ 47% of non-teaching staff are male compared to 53% who are female. In most counties females outnumber males in overall non-teaching staff.
- ✓ The county with the greatest number of female non-teaching staff is Nimba, at 794. Monteserrado has the greatest number of male non-teaching staff, at 909.
- ✓ The county with the greatest percentage of non-teaching staff who are female is River Gee at almost 81%, while the county with the greatest percentage of non-teaching staff who are male is Monteserrado at over 57%.
- ✓ Only three counties have disparity of non-teaching staff in favor of males; they are Grand Bassa, MCSS and Monteserrado.

## 6.0. Early Childhood Education, 2013

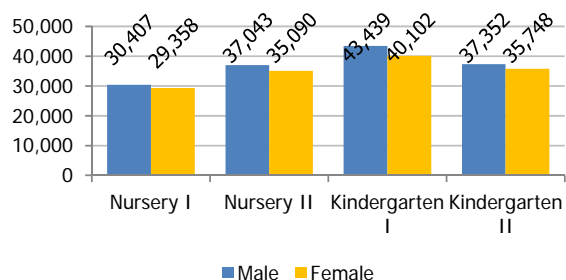
### 6.1. Access

#### 6.1.1. Enrollment

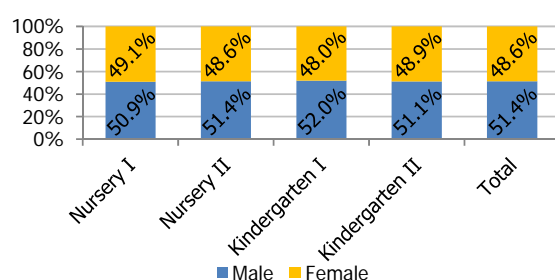
**Number of early childhood education students by county and grade, 2013**

County	Total	Nursery I	Nursery II	Kindergarten I	Kindergarten II
Bomi	13,024	3,736	3,428	3,126	2,734
Bong	32,907	10,075	7,980	8,021	6,831
Gbarpolu	10,092	3,106	2,365	2,370	2,251
Grand Bassa	19,206	4,313	4,614	5,371	4,908
Grand Cape Mount	14,874	2,143	3,994	4,933	3,804
Grand Gedeh	7,816	944	1,110	3,144	2,618
Grand Kru	6,415	1,289	1,067	2,308	1,751
Lofa	25,198	4,933	7,933	6,021	6,311
Margibi	17,285	4,098	3,218	5,404	4,565
Maryland	9,660	1,423	1,153	3,875	3,209
MCSS	36	0	0	19	17
Monteserrado	47,338	12,688	10,999	11,938	11,713
Nimba	58,233	7,149	17,334	18,382	15,368
River Cess	8,796	1,971	2,576	2,302	1,947
River Gee	8,538	985	1,539	3,450	2,564
Sinoe	9,121	912	2,823	2,877	2,509
<b>Total</b>	<b>288,539</b>	<b>59,765</b>	<b>72,133</b>	<b>83,541</b>	<b>73,100</b>

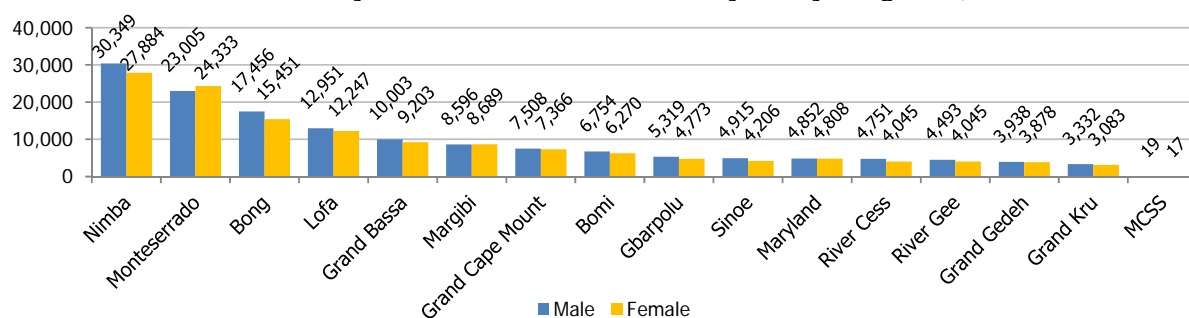
**Number of early childhood education students by grade and gender, 2013**



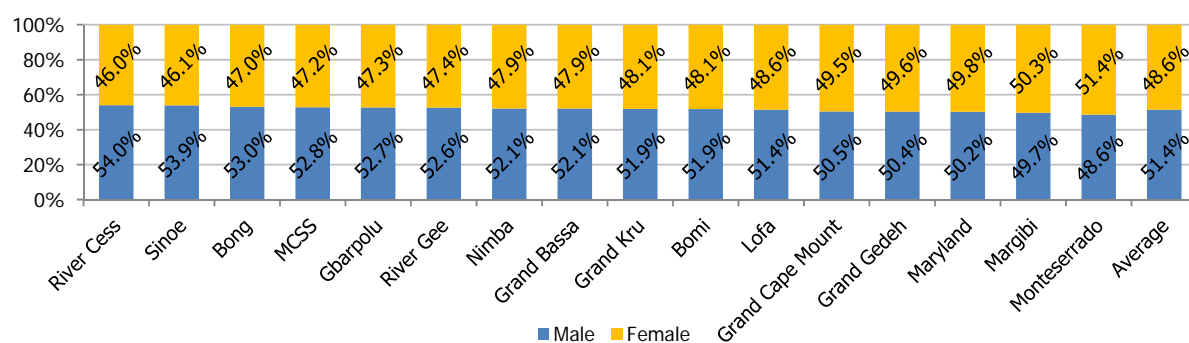
**% of early childhood education students by grade and gender, 2013**



**Number of early childhood education students by county and gender, 2013**



**% of early childhood education students by county and gender, 2013**

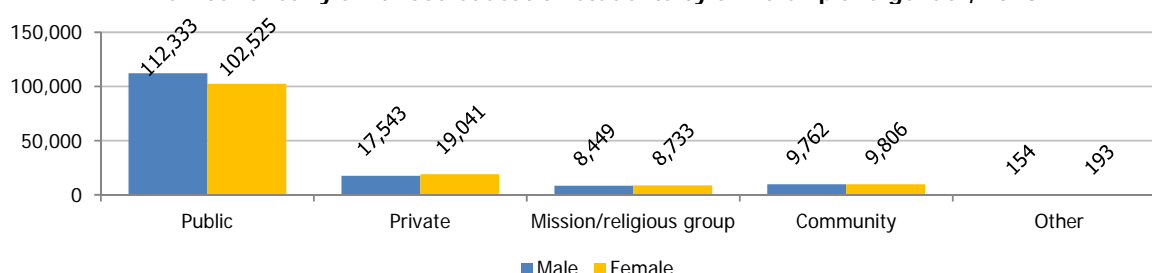


- ✓ The number of early childhood education (ECE) students in Liberia is 288,539. By grade, the largest numbers of ECE students are in Kindergarten I, at over 83,000.
- ✓ There is gender parity for ECE students, meaning a roughly equal proportion of males and females. This is also true for each level of ECE.
- ✓ By county, Nimba and Monteserrado have the greatest numbers of ECE students, each at over 40,000. At the lowest end, MCCS has well below 100 students in ECE.
- ✓ The greatest disparity between genders in student enrollment is seen in River Cess, where 54% of students are male. Although there is gender parity, it should be noted that in only two counties are there a greater proportion of female than male ECE students.

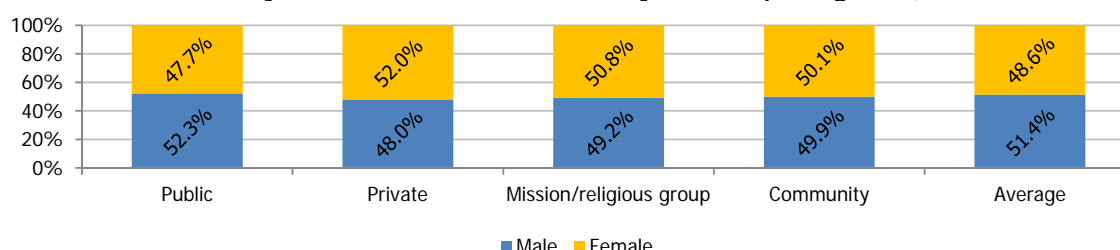
#### Number and % of early childhood education students by ownership and grade, 2013

Ownership	Total	Nursery I	Nursery II	Kindergarten I	Kindergarten II
Public	214,858	42,606	55,813	62,784	53,655
Private	36,584	8,530	8,204	10,325	9,525
Religious/Mission	17,182	3,749	3,470	5,086	4,877
Community	19,568	4,816	4,588	5,235	4,929
Other	347	64	58	111	114
<b>Total</b>	<b>288,539</b>	<b>59,765</b>	<b>72,133</b>	<b>83,541</b>	<b>73,100</b>

#### Number of early childhood education students by ownership and gender, 2013



#### % of early childhood education students by ownership and gender, 2013



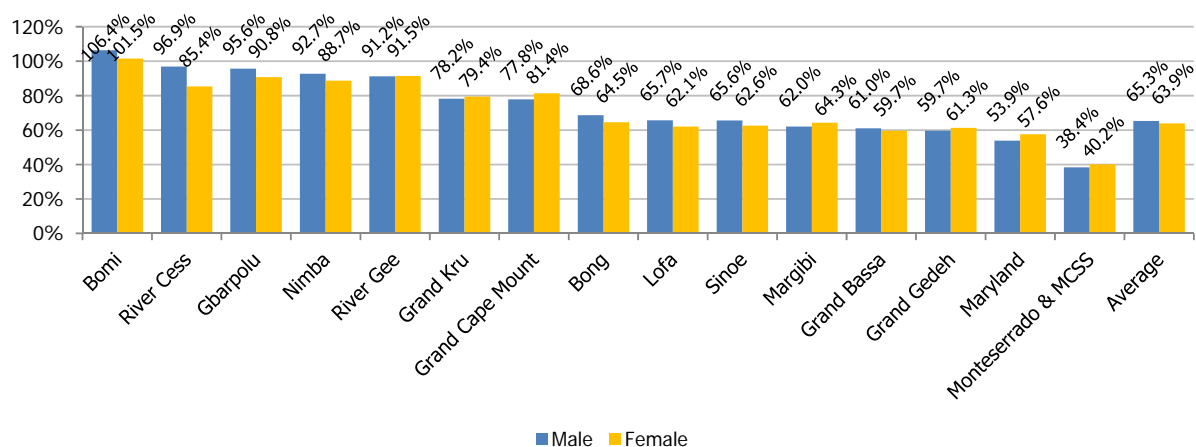
- ✓ Nationally, the greatest number of ECE students is in public schools. Almost 215,000 ECE students are in public schools, while the next greatest is private schools at over 36,000.
- ✓ Religions/Mission and Community schools together account for about the same number of ECE students as private schools.
- ✓ Notably, public schools are the only type where there are a greater proportion of boys than girls. In private, mission/religious and community schools there is a slightly greater proportion of girls.

#### Early childhood education gross enrollment rate (GER) by county and gender, 2013

County	Total			Male			Female		
	Ages 3-5 pop	All ages enrolled	GER	Ages 3-5 pop	All ages enrolled	GER	Ages 3-5 pop	All ages enrolled	GER
Bomi	12,526	13,024	104.0%	6,348	6,754	106.4%	6,178	6,270	101.5%
Bong	49,391	32,907	66.6%	25,445	17,456	68.6%	23,946	15,451	64.5%
Gbarpolu	10,819	10,092	93.3%	5,562	5,319	95.6%	5,257	4,773	90.8%
Grand Bassa	31,820	19,206	60.4%	16,395	10,003	61.0%	15,425	9,203	59.7%
Grand Cape Mount	18,696	14,874	79.6%	9,651	7,508	77.8%	9,045	7,366	81.4%
Grand Gedeh	12,931	7,816	60.4%	6,602	3,938	59.7%	6,330	3,878	61.3%
Grand Kru	8,141	6,415	78.8%	4,259	3,332	78.2%	3,882	3,083	79.4%
Lofa	39,450	25,198	63.9%	19,725	12,951	65.7%	19,725	12,247	62.1%
Margibi	27,373	17,285	63.1%	13,853	8,596	62.0%	13,520	8,689	64.3%
Maryland	17,353	9,660	55.7%	9,006	4,852	53.9%	8,347	4,808	57.6%
Monteserrado & MCSS	120,595	47,374	39.3%	59,957	23,024	38.4%	60,639	24,350	40.2%
Nimba	64,176	58,233	90.7%	32,748	30,349	92.7%	31,428	27,884	88.7%
River Cess	9,641	8,796	91.2%	4,904	4,751	96.9%	4,737	4,045	85.4%
River Gee	9,346	8,538	91.4%	4,924	4,493	91.2%	4,422	4,045	91.5%
Sinoe	14,213	9,121	64.2%	7,495	4,915	65.6%	6,717	4,206	62.6%
<b>Total</b>	<b>446,473</b>	<b>288,539</b>	<b>64.6%</b>	<b>226,874</b>	<b>148,241</b>	<b>65.3%</b>	<b>219,599</b>	<b>140,298</b>	<b>63.9%</b>

\*MCSS is located within Monteserrado County.

**Early childhood education gross enrollment rate (GER) by county and gender, 2013**



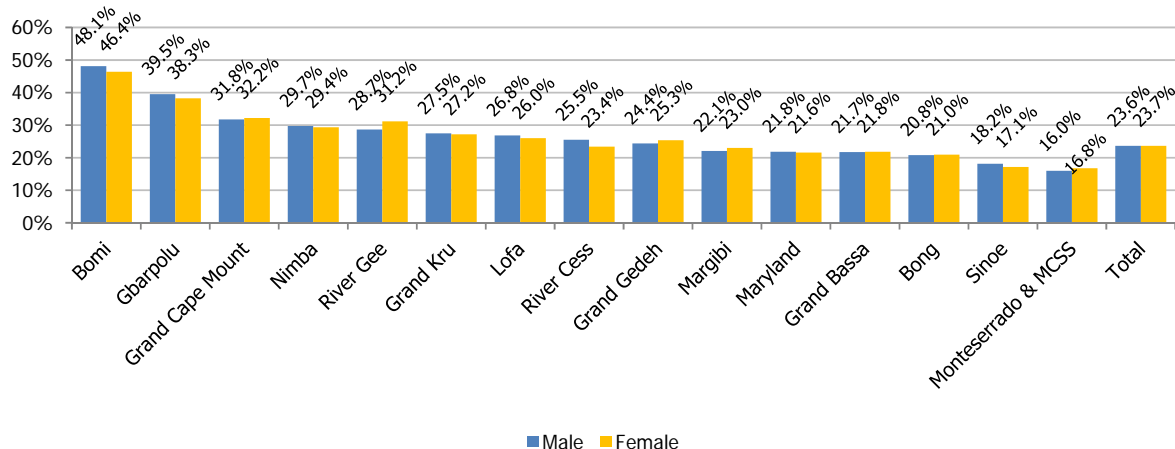
- ✓ The gross enrollment rate (GER), which represents the total number of students in ECE compared to the age group population, is roughly 65% for both boys and girls at the national level. It is worth noting, that for the purpose of this year's annual school census effort, ECE was recorded only in schools which also offer primary or secondary.
- ✓ The county with the greatest GER is Bomi, which has over a 100% GER for both boys and girls.
- ✓ The GER can be greater than 100% when there are a large number of overage (or underage) ECE students because it measures the number of ECE students, regardless of age, as a percentage of the official ECE school age group population.
- ✓ Five counties have GERs of over 90% for males; they are Bomi, River Cess, Gbarpolu, Nimba and River Gee. Notably, only 3 of these have a GER of over 90% for females.
- ✓ At the low end, Montserrat/MCSS has a GER of roughly 40%. Every other county has a GER of greater than 50% for both boys and girls.

**Early childhood education net enrollment rate (NER) by county and gender, 2013**

County	Total			Male			Female		
	Ages 3-5 pop	Ages 3-5 enrolled	NER	Ages 3-5 pop	Ages 3-5 enrolled	NER	Ages 3-5 pop	Ages 3-5 enrolled	NER
Bomi	12,526	5,919	47.3%	6,348	3,055	48.1%	6,178	2,864	46.4%
Bong	49,391	10,313	20.9%	25,445	5,295	20.8%	23,946	5,018	21.0%
Gbarpolu	10,819	4,209	38.9%	5,562	2,198	39.5%	5,257	2,011	38.3%
Grand Bassa	31,820	6,929	21.8%	16,395	3,561	21.7%	15,425	3,368	21.8%
Grand Cape Mount	18,696	5,977	32.0%	9,651	3,066	31.8%	9,045	2,911	32.2%
Grand Gedeh	12,931	3,212	24.8%	6,602	1,608	24.4%	6,330	1,604	25.3%
Grand Kru	8,141	2,226	27.3%	4,259	1,171	27.5%	3,882	1,055	27.2%
Lofa	39,450	10,419	26.4%	19,725	5,292	26.8%	19,725	5,127	26.0%
Margibi	27,373	6,172	22.5%	13,853	3,059	22.1%	13,520	3,113	23.0%
Maryland	17,353	3,771	21.7%	9,006	1,967	21.8%	8,347	1,804	21.6%
Montserrat & MCSS	120,595	19,809	16.4%	59,957	9,612	16.0%	60,639	10,197	16.8%
Nimba	64,176	18,961	29.5%	32,748	9,732	29.7%	31,428	9,229	29.4%
River Cess	9,641	2,360	24.5%	4,904	1,252	25.5%	4,737	1,108	23.4%
River Gee	9,346	2,792	29.9%	4,924	1,413	28.7%	4,422	1,379	31.2%
Sinoe	14,213	2,513	17.7%	7,495	1,361	18.2%	6,717	1,152	17.1%
<b>Total</b>	<b>446,473</b>	<b>105,582</b>	<b>23.6%</b>	<b>226,874</b>	<b>53,642</b>	<b>23.6%</b>	<b>219,599</b>	<b>51,940</b>	<b>23.7%</b>

\*MCSS is located within Montserrat County.

**Early childhood education net enrollment rate (NER) by county and gender, 2013**

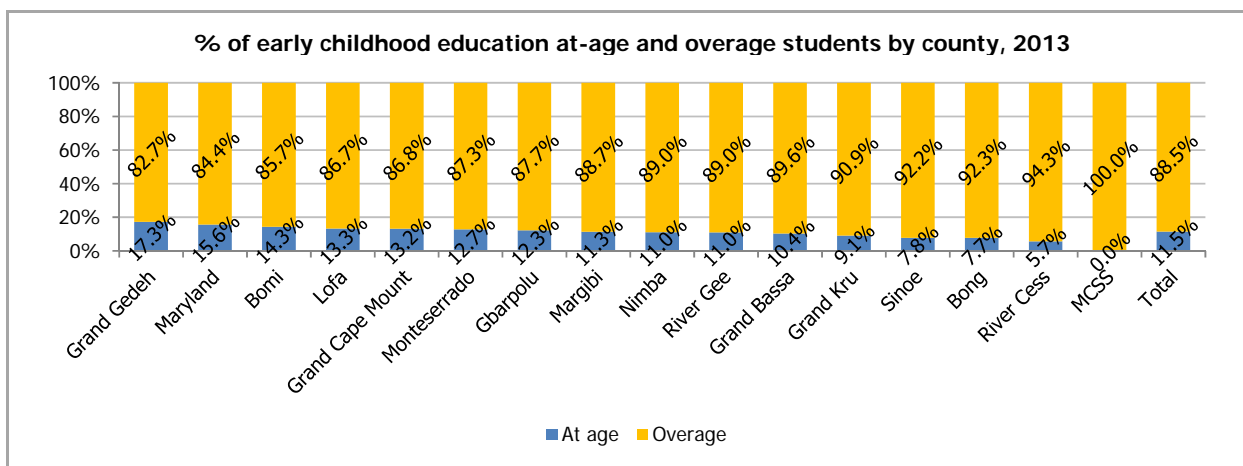
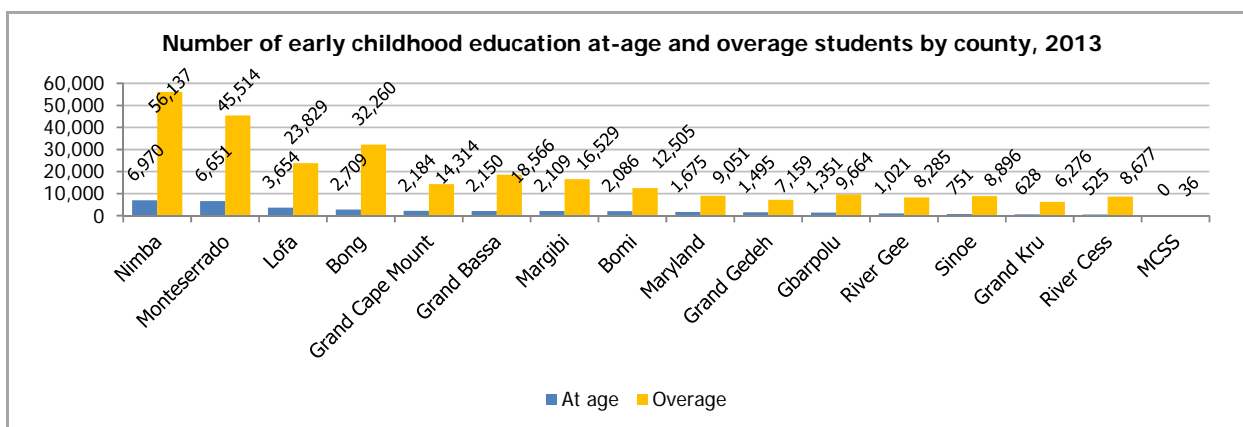


- ✓ The net enrollment rate (NER), which is the proportion of age-appropriate ECE students compared to the population age group, is under 24% at the national level.
- ✓ The counties with the greatest NERs are Bomi, Gbarpolu and Grand Cape Mount, which each have NERs greater than 30%. All other counties fall below 30%.
- ✓ The counties with the lowest NERs are Monteserrado/MCSS, Sinoe, Grand Bassa, Maryland and Bong.
- ✓ In each county there are a roughly equal proportion of boys and girls enrolled in ECE. Nationally, there is an NER of 23.6% for boys and 23.7% for girls.

### 6.1.2. Overage Students

**Number and % of early childhood education at-age and overage students by county and gender, 2013**

County	Total			Male			Female		
	At age	Overage	Overage %	At age	Overage	Overage %	At age	Overage	Overage %
Bomi	2,086	12,505	85.7%	1,098	6,479	85.5%	988	6,026	85.9%
Bong	2,709	32,260	92.3%	1,361	17,136	92.6%	1,348	15,124	91.8%
Gbarpolu	1,351	9,664	87.7%	700	5,099	87.9%	651	4,565	87.5%
Grand Bassa	2,150	18,566	89.6%	1,103	9,668	89.8%	1,047	8,898	89.5%
Grand Cape Mount	2,184	14,314	86.8%	1,175	7,202	86.0%	1,009	7,112	87.6%
Grand Gedeh	1,495	7,159	82.7%	750	3,607	82.8%	745	3,552	82.7%
Grand Kru	628	6,276	90.9%	329	3,257	90.8%	299	3,019	91.0%
Lofa	3,654	23,829	86.7%	1,809	12,259	87.1%	1,845	11,570	86.2%
Margibi	2,109	16,529	88.7%	1,028	8,224	88.9%	1,081	8,305	88.5%
Maryland	1,675	9,051	84.4%	908	4,530	83.3%	767	4,521	85.5%
Monteserrado	0	36	100.0%	0	19	100.0%	0	17	100.0%
MCSS	6,651	45,514	87.3%	3,251	22,098	87.2%	3,400	23,416	87.3%
Nimba	6,970	56,137	89.0%	3,653	29,245	88.9%	3,317	26,892	89.0%
River Cess	525	8,677	94.3%	293	4,685	94.1%	232	3,992	94.5%
River Gee	1,021	8,285	89.0%	520	4,365	89.4%	501	3,920	88.7%
Sinoe	751	8,896	92.2%	418	4,801	92.0%	333	4,095	92.5%
<b>Total</b>	<b>35,959</b>	<b>277,698</b>	<b>88.5%</b>	<b>18,396</b>	<b>142,674</b>	<b>88.6%</b>	<b>17,563</b>	<b>135,024</b>	<b>88.5%</b>



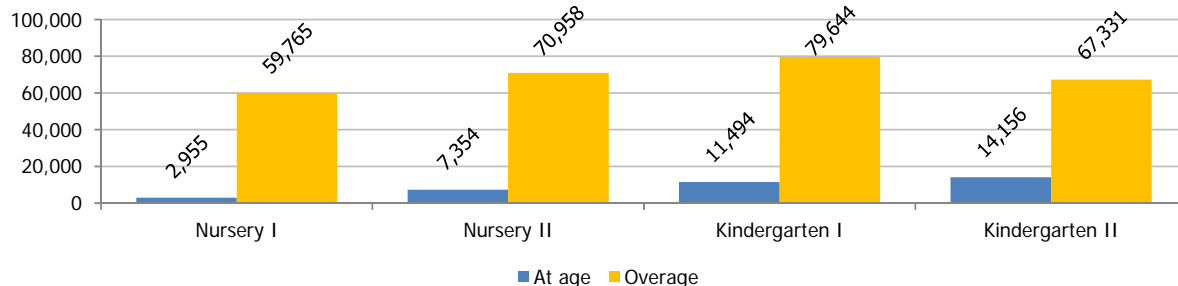
- ✓ There is a very high percentage of overage students in ECE programs in Liberia. Over 88% of ECE students are overage, which is roughly equal across gender. See in Section 2.1 Liberia's formal education ladder for a breakdown of the appropriate ages per grade.
- ✓ There are five counties where more than 90% of ECE students are overage. They are Sinoe, River Cess, Grand Kru, Bong and MCSS.
- ✓ The county with the lowest percentage of overage students is Grand Gedeh with 82.7%.



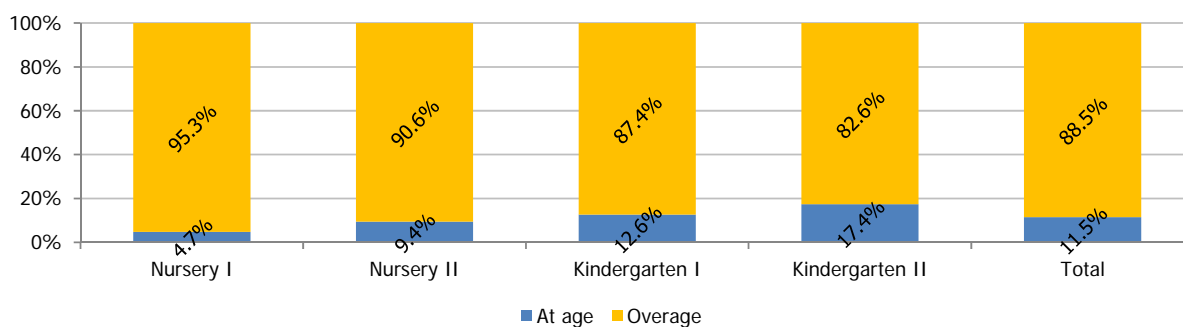
### Number and % of early childhood education school overage students by grade and gender, 2013

Grade	Total			Male			Female		
	At age	Overage	Overage %	At age	Overage	Overage %	At age	Overage	Overage %
Nursery I	2,955	59,765	95.3%	1,466	30,407	95.4%	1,489	29,358	95.2%
Nursery II	7,354	70,958	90.6%	3,605	36,454	91.0%	3,749	34,504	90.2%
Kindergarten I	11,494	79,644	87.4%	6,074	41,369	87.2%	5,420	38,275	87.6%
Kindergarten II	14,156	67,331	82.6%	7,251	34,444	82.6%	6,905	32,887	82.6%
<b>Total</b>	<b>35,959</b>	<b>277,698</b>	<b>88.5%</b>	<b>18,396</b>	<b>142,674</b>	<b>88.6%</b>	<b>17,563</b>	<b>135,024</b>	<b>88.5%</b>

Number of early childhood education at-age and overage students by grade, 2013



% of early childhood education at-age and overage students by grade, 2013



- ✓ The greatest percentage of overage students is in Nursery I, where over 95% of students are overage. This decreases to 82% in Kindergarten II. A similar trend is seen in both overage boys and girls with the percentage overage decreasing from roughly 95% in Nursery I to 80% in Kindergarten II.
- ✓ There is not a gender disparity in terms of the percentage of overage pupils at the ECE level. Males and females represent similar proportions of overage pupils at each level of ECE.
- ✓ Kindergarten I, which has the greatest number of ECE students by grade, also has the greatest number of overage students, at almost 80,000.

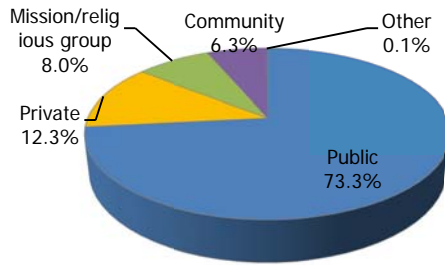
## 6.2. Resources

### 6.2.1. Early childhood education

#### Number and % of early childhood education schools by county and ownership, 2013

County	Total	Public		Private		Religious /Mission		Community		Other	
		Count	% total	Count	% total	Count	% total	Count	% total	Count	% total
Bomi	98	81	82.7%	7	7.1%	6	6.1%	4	4.1%	0	0.0%
Bong	256	210	82.0%	21	8.2%	13	5.1%	12	4.7%	0	0.0%
Gbarpolu	100	93	93.0%	0	0.0%	4	4.0%	3	3.0%	0	0.0%
Grand Bassa	150	81	54.0%	13	8.7%	18	12.0%	38	25.3%	0	0.0%
Grand Cape Mount	128	106	82.8%	6	4.7%	7	5.5%	9	7.0%	0	0.0%
Grand Gedeh	86	81	94.2%	1	1.2%	3	3.5%	1	1.2%	0	0.0%
Grand Kru	95	88	92.6%	0	0.0%	7	7.4%	0	0.0%	0	0.0%
Lofa	235	215	91.5%	4	1.7%	13	5.5%	3	1.3%	0	0.0%
Margibi	143	77	53.8%	30	21.0%	6	4.2%	30	21.0%	0	0.0%
Maryland	81	60	74.1%	4	4.9%	5	6.2%	11	13.6%	1	1.2%
MCSS	1	1	100.0%	0	0.0%	0	0.0%	0	0.0%	0	0.0%
Monteserrado	412	99	24.0%	209	50.7%	78	18.9%	26	6.3%	0	0.0%
Nimba	447	378	84.6%	17	3.8%	30	6.7%	21	4.7%	1	0.2%
River Cess	97	93	95.9%	0	0.0%	3	3.1%	1	1.0%	0	0.0%
River Gee	93	87	93.5%	0	0.0%	6	6.5%	0	0.0%	0	0.0%
Sinoe	122	116	95.1%	0	0.0%	5	4.1%	1	0.8%	0	0.0%
<b>Total</b>	<b>2,544</b>	<b>1,866</b>	<b>73.3%</b>	<b>312</b>	<b>12.3%</b>	<b>204</b>	<b>8.0%</b>	<b>160</b>	<b>6.3%</b>	<b>2</b>	<b>0.1%</b>

**% of early childhood education schools by ownership, 2013**



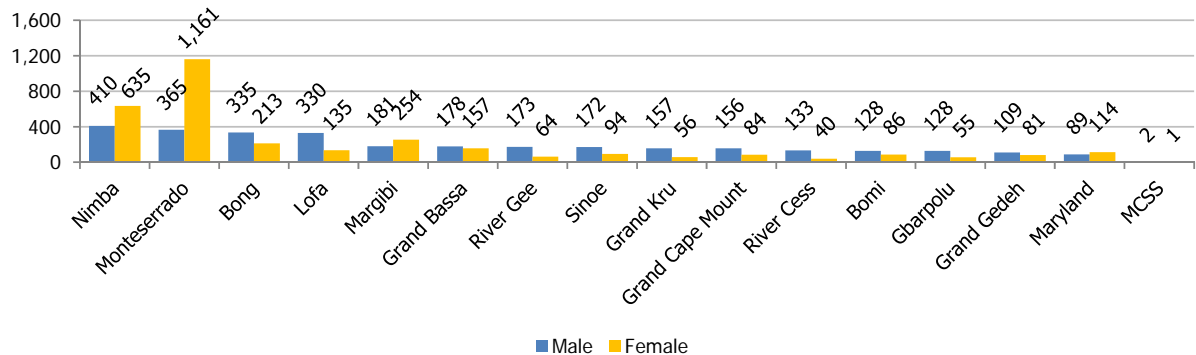
- ✓ At the national level, 73.3% of ECE schools are public schools. The next greatest percentage is private schools, at 12.3%.
- ✓ Religious/mission schools make up 8.0% of all schools, while community schools are at 6.3%.
- ✓ Montserrat and Nimba have the greatest number of ECE schools, at 412 and 447 respectively. Bong with 256 and Lofa with 235 have the next greatest numbers, but all other counties have less than 200 ECE schools.
- ✓ With 209 private schools, Montserrat has the greatest number of private ECE schools. The next greatest is Margibi, which has 30.
- ✓ Six counties have no private ECE schools. They are Gbarpolu, Grand Kru, MCSS, River Cess, River Gee and Sinoe.

## 6.2.2. Teachers

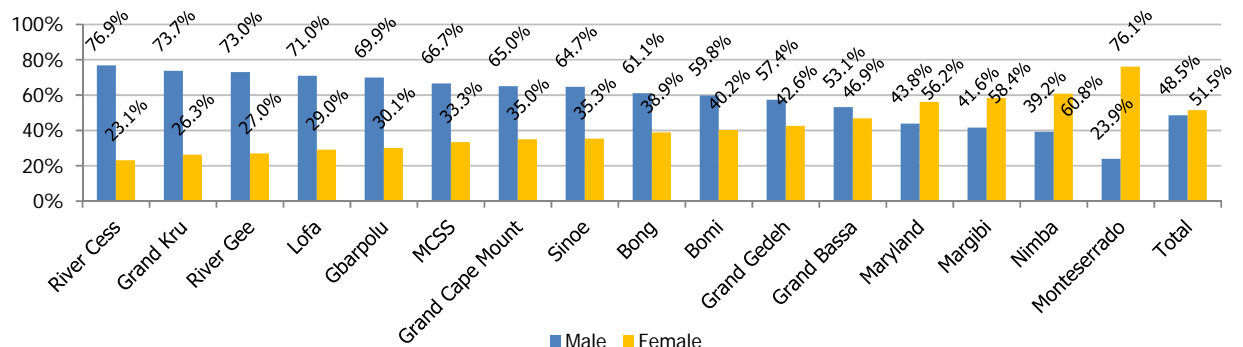
**Number and % of early childhood education teachers by county and gender, 2013**

County	Total	Male		Female	
		Count	% total	Count	% total
Bomi	214	128	59.8%	86	40.2%
Bong	548	335	61.1%	213	38.9%
Gbarpolu	183	128	69.9%	55	30.1%
Grand Bassa	335	178	53.1%	157	46.9%
Grand Cape Mount	240	156	65.0%	84	35.0%
Grand Gedeh	190	109	57.4%	81	42.6%
Grand Kru	213	157	73.7%	56	26.3%
Lofa	465	330	71.0%	135	29.0%
Margibi	435	181	41.6%	254	58.4%
Maryland	203	89	43.8%	114	56.2%
MCSS	3	2	66.7%	1	33.3%
Montserrat	1,526	365	23.9%	1,161	76.1%
Nimba	1,045	410	39.2%	635	60.8%
River Cess	173	133	76.9%	40	23.1%
River Gee	237	173	73.0%	64	27.0%
Sinoe	266	172	64.7%	94	35.3%
<b>Total</b>	<b>6,276</b>	<b>3,046</b>	<b>48.5%</b>	<b>3,230</b>	<b>51.5%</b>

**Number of early childhood education teachers by county and gender, 2013**



**% of early childhood education teachers by county and gender, 2013**

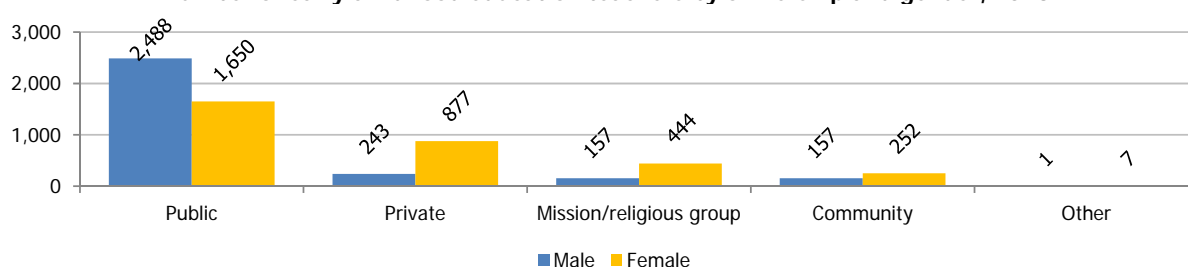


- ✓ The gender disparity among teachers seen at the primary and secondary levels is not true for ECE teachers. Roughly equal percentages are men compared to women at the national level.
- ✓ However it is worth noting that at the county level, 12 counties have a greater percentage of males than females. It is in the counties with the greatest number of overall ECE teachers (Monteserrado and Nimba) where the lowest percentages of teachers are male.
- ✓ The counties that have a greater percentage of women teachers are Maryland, Margibi, Nimba and Monteserrado.

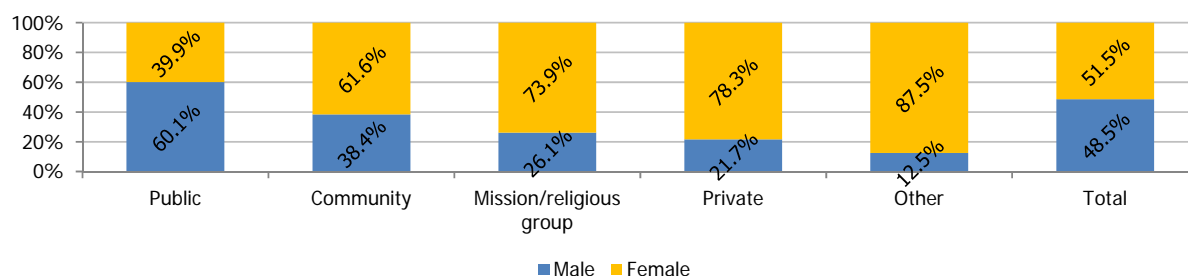
#### Number and % of early childhood education teachers by ownership and gender, 2013

Ownership	Total	Male		Female	
		Count	% total	Count	% total
Public	4,138	2,488	60.1%	1,650	39.9%
Private	1,120	243	21.7%	877	78.3%
Religious/Mission	601	157	26.1%	444	73.9%
Community	409	157	38.4%	252	61.6%
Other	8	1	12.5%	7	87.5%
<b>Total</b>	<b>6,276</b>	<b>3,046</b>	<b>48.5%</b>	<b>3,230</b>	<b>51.5%</b>

Number of early childhood education teachers by ownership and gender, 2013



% of early childhood education teachers by ownership and gender, 2013

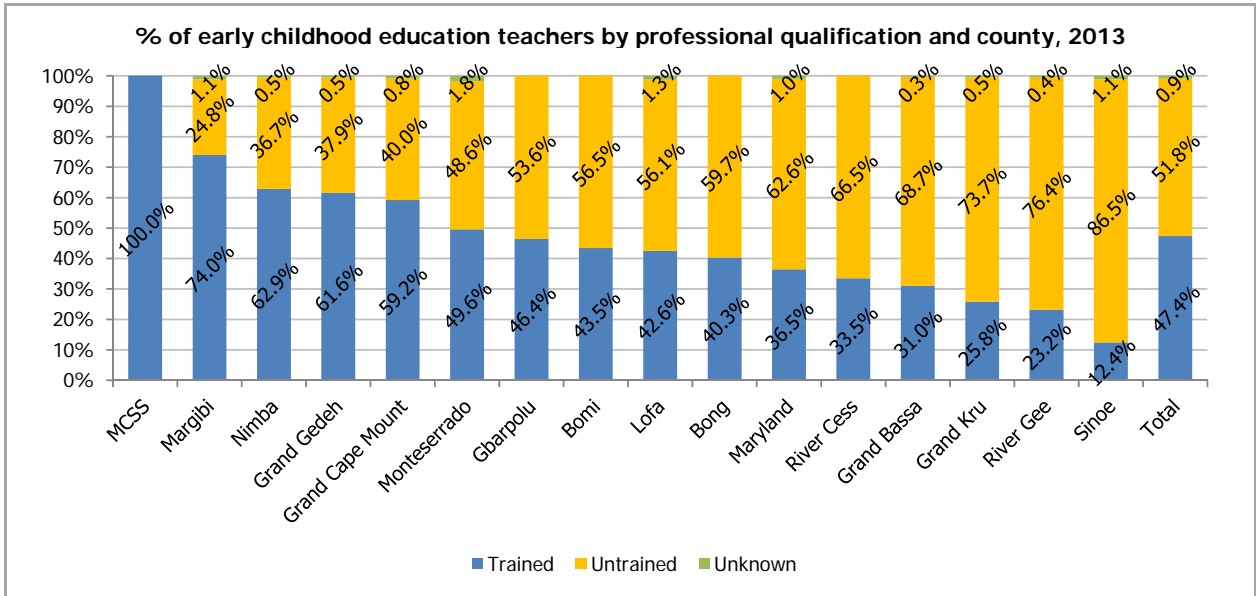
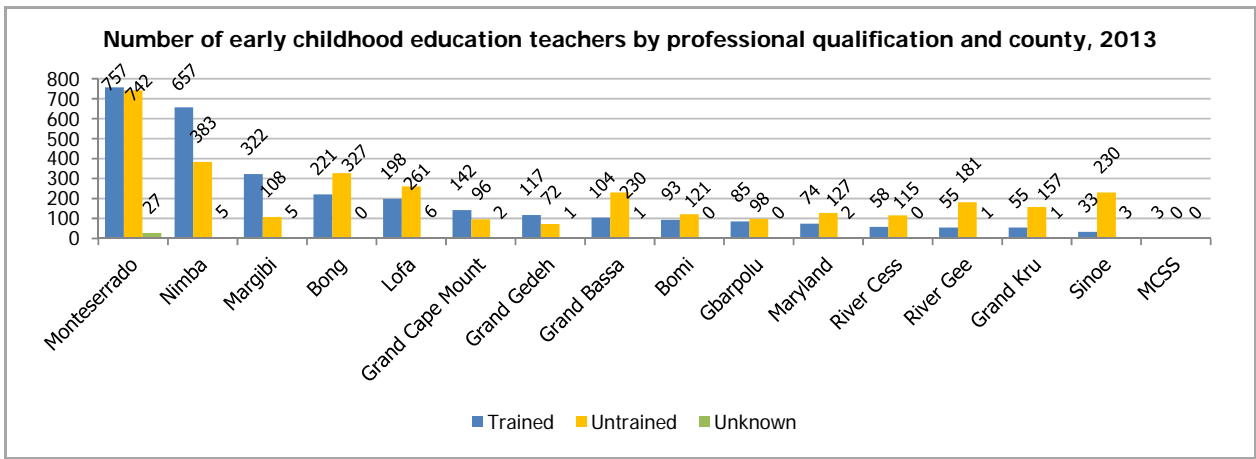


- ✓ The number of teachers by school ownership is proportionate to student numbers; the vast majority are in public schools.
- ✓ Most ECE teachers in public schools are male. 60.1% are male, compared to 39.9% female.
- ✓ In other types of ECE schools however, there are a greater percentage of female teachers. In private schools for example, almost 80% of ECE teachers are female.

#### Number and % of early childhood education teachers by professional qualification and county, 2013

County	Total	Trained		Untrained		Unknown	
		Count	% total	Count	% total	Count	% total
Bomi	214	93	43.5%	121	56.5%	0	0.0%
Bong	548	221	40.3%	327	59.7%	0	0.0%
Gbarpolu	183	85	46.4%	98	53.6%	0	0.0%
Grand Bassa	335	104	31.0%	230	68.7%	1	0.3%
Grand Cape Mount	240	142	59.2%	96	40.0%	2	0.8%
Grand Gedeh	190	117	61.6%	72	37.9%	1	0.5%
Grand Kru	213	55	25.8%	157	73.7%	1	0.5%
Lofa	465	198	42.6%	261	56.1%	6	1.3%
Margibi	435	322	74.0%	108	24.8%	5	1.1%
Maryland	203	74	36.5%	127	62.6%	2	1.0%
MCSS	3	3	100.0%	0	0.0%	0	0.0%
Monteserrado	1,526	757	49.6%	742	48.6%	27	1.8%
Nimba	1,045	657	62.9%	383	36.7%	5	0.5%
River Cess	173	58	33.5%	115	66.5%	0	0.0%
River Gee	237	55	23.2%	181	76.4%	1	0.4%
Sinoe	266	33	12.4%	230	86.5%	3	1.1%
<b>Total</b>	<b>6,276</b>	<b>2,974</b>	<b>47.4%</b>	<b>3,248</b>	<b>51.8%</b>	<b>54</b>	<b>0.9%</b>

\* "Trained" encompasses teachers with training from teacher training institute training (TTI), accelerated learning program (ALP), and higher education/university training. "Unknown" teachers include those whose professional qualification was not reported.



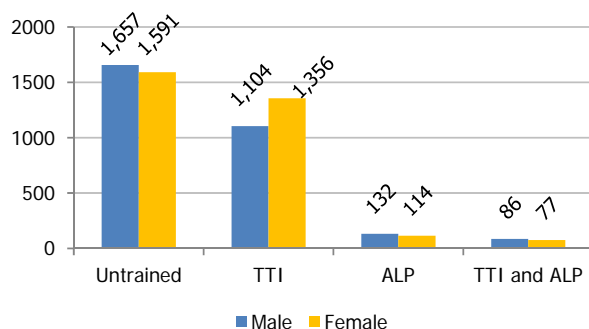
- ✓ At the national level, 47.4% of ECE teachers are trained compared to 51.8% who are untrained.
- ✓ By county, the percentage of trained teachers ranges from 12.4% in Sinoe to 100% in MCSS.
- ✓ Fewer than 50% of ECE teachers are trained in 10 counties. Only in MCSS (100%), Margibi (74.0%), Nimba (62.9%), Grand Gedeh (61.6%) and Grand Cape Mount (59.2%) are greater than 50% of ECE teachers trained.
- ✓ More than 7 out of 10 ECE teachers are untrained in River Gee, Sinoe and Grand Kru.

**Number and % of early childhood education teachers by county and qualification type, 2013**

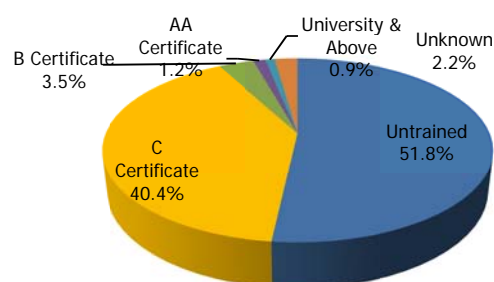
County	Total	Untrained		TTI		ALP		TTI and ALP		University		Unknown	
		Count	% total	Count	% total	Count	% total	Count	% total	Count	% total	Count	% total
Bomi	214	121	56.5%	64	29.9%	15	7.0%	12	5.6%	2	0.9%		0.0%
Bong	548	327	59.7%	178	32.5%	20	3.6%	21	3.8%	2	0.4%		0.0%
Gbarpolu	183	98	53.6%	72	39.3%	7	3.8%	5	2.7%	1	0.5%		0.0%
Grand Bassa	335	230	68.7%	95	28.4%	5	1.5%	3	0.9%	1	0.3%	1	0.3%
Grand Cape Mount	240	96	40.0%	116	48.3%	11	4.6%	7	2.9%	8	3.3%	2	0.8%
Grand Gedeh	190	72	37.9%	80	42.1%	21	11.1%	16	8.4%	0	0.0%	1	0.5%
Grand Kru	213	157	73.7%	41	19.2%	11	5.2%	1	0.5%	2	0.9%	1	0.5%
Lofa	465	261	56.1%	170	36.6%	11	2.4%	16	3.4%	1	0.2%	6	1.3%
Margibi	435	108	24.8%	287	66.0%	14	3.2%	9	2.1%	12	2.8%	5	1.1%
Maryland	203	127	62.6%	48	23.6%	21	10.3%	5	2.5%	0	0.0%	2	1.0%
MCSS	3	0	0.0%	3	100.0%	0	0.0%	0	0.0%	0	0.0%		0.0%
Montserrat	1,526	742	48.6%	593	38.9%	62	4.1%	34	2.2%	68	4.5%	27	1.8%
Nimba	1,045	383	36.7%	595	56.9%	29	2.8%	26	2.5%	7	0.7%	5	0.5%
River Cess	173	115	66.5%	50	28.9%	3	1.7%	5	2.9%	0	0.0%		0.0%
River Gee	237	181	76.4%	43	18.1%	8	3.4%	3	1.3%	1	0.4%	1	0.4%
Sinoe	266	230	86.5%	25	9.4%	8	3.0%	0	0.0%	0	0.0%	3	1.1%
<b>Total</b>	<b>6,276</b>	<b>3,248</b>	<b>51.8%</b>	<b>2,460</b>	<b>39.2%</b>	<b>246</b>	<b>3.9%</b>	<b>163</b>	<b>2.6%</b>	<b>105</b>	<b>1.7%</b>	<b>54</b>	<b>0.9%</b>

\* TTI is training from a teacher training institute (TTI). ALP is training from accelerated learning program. "Unknown" teachers include those whose qualification type was not reported.

**Number of early childhood education teachers by qualification type and gender, 2013**



**% of early childhood education teachers by qualification type, 2013**



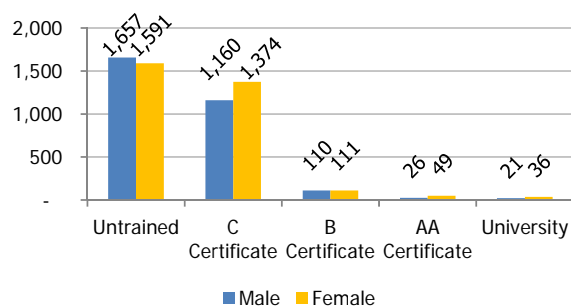
- ✓ At the national level, most formal training for ECE teachers is from a teacher training institute. 39.2% of all ECE teachers have received training from a TTI. Noticably, this number is higher for females than males.
- ✓ Only 105 teachers have received a degree in education from a university, with the majority coming from Montserrat County.
- ✓ Over 10% of ECE teachers have received accelerated learning program training in Grand Gedeh and Maryland.

**Number and % of early childhood education teachers by county and type of certificate, 2013**

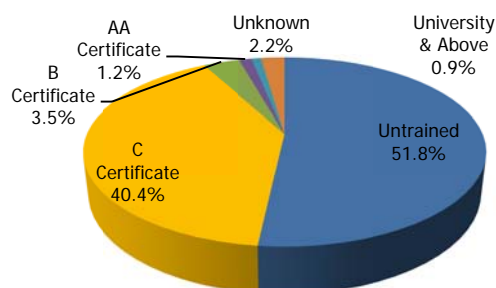
County	Total	Untrained		C Certificate		B Certificate		AA Certificate		University & Above		Unknown	
		Count	% total	Count	% total	Count	% total	Count	% total	Count	% total	Count	% total
Bomi	214	121	56.5%	76	35.5%	10	4.7%	2	0.9%	0	0.0%	5	2.3%
Bong	548	327	59.7%	201	36.7%	10	1.8%	3	0.5%	1	0.2%	6	1.1%
Gbarpolu	183	98	53.6%	76	41.5%	5	2.7%	2	1.1%	0	0.0%	2	1.1%
Grand Bassa	335	230	68.7%	92	27.5%	5	1.5%	4	1.2%	1	0.3%	3	0.9%
Grand Cape Mount	240	96	40.0%	126	52.5%	8	3.3%	3	1.3%	3	1.3%	4	1.7%
Grand Gedeh	190	72	37.9%	110	57.9%	1	0.5%	5	2.6%	0	0.0%	2	1.1%
Grand Kru	213	157	73.7%	43	20.2%	9	4.2%	1	0.5%	2	0.9%	1	0.5%
Lofa	465	261	56.1%	177	38.1%	16	3.4%	2	0.4%	0	0.0%	9	1.9%
Margibi	435	108	24.8%	273	62.8%	28	6.4%	8	1.8%	10	2.3%	8	1.8%
Maryland	203	127	62.6%	68	33.5%	4	2.0%	0	0.0%	0	0.0%	4	2.0%
MCSS	3	0	0.0%	3	100.0%	0	0.0%	0	0.0%	0	0.0%	0	0.0%
Montserrat	1,526	742	48.6%	573	37.5%	79	5.2%	40	2.6%	35	2.3%	57	3.7%
Nimba	1,045	383	36.7%	592	56.7%	40	3.8%	5	0.5%	4	0.4%	21	2.0%
River Cess	173	115	66.5%	53	30.6%	0	0.0%	0	0.0%	0	0.0%	5	2.9%
River Gee	237	181	76.4%	46	19.4%	4	1.7%	0	0.0%	1	0.4%	5	2.1%
Sinoe	266	230	86.5%	25	9.4%	2	0.8%	0	0.0%	0	0.0%	9	3.4%
<b>Total</b>	<b>6,276</b>	<b>3,248</b>	<b>51.8%</b>	<b>2,534</b>	<b>40.4%</b>	<b>221</b>	<b>3.5%</b>	<b>75</b>	<b>1.2%</b>	<b>57</b>	<b>0.9%</b>	<b>141</b>	<b>2.2%</b>

\* As per the Education Reform Act 2011, Grade C teaching certificate is for teaching primary school (grades 1-6) only and requires 1 year of training (two semesters). The Grade AA teaching certificate (equivalent to an associate's degree) is for teaching both primary and junior high secondary (grades 6-9) only and requires 2 years of training. The Grade B teaching certificate (equivalent to a bachelor's degree) is for teaching secondary school (grades 6-12) only and requires 2 years of training.

**Number of early childhood education teachers by type of certificate and gender, 2013**



**% of early childhood education teachers by type of certificate, 2013**



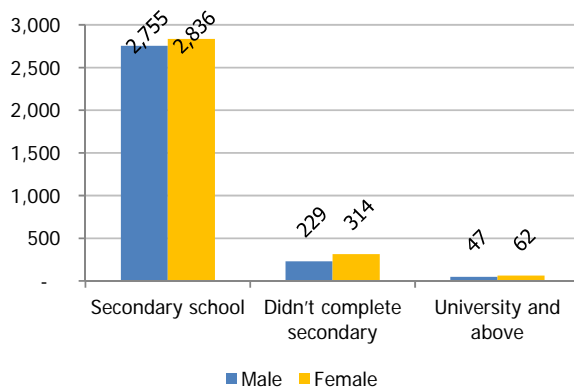
- ✓ The majority of ECE teachers that have received formal training have received a C certificate (40.4 %).
- ✓ Interestingly, more females have received formal teacher training certification than males, in all types of certification.
- ✓ By county, the percentage of teachers with a C certificate ranges from 9.4% in Sinoe to 100% in MCSS.
- ✓ Other types of certification are few among ECE teachers. 221 have received a B certificate, 75 an AA certificate and only 57 have graduated from university.

### Number and % of early childhood education teachers by academic qualification and county, 2013

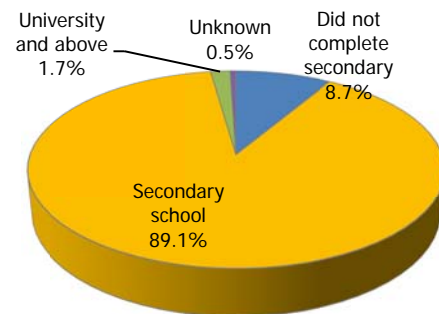
County	Total	Didn't complete secondary		Secondary school		University and above		Unknown	
		Count	% total	Count	% total	Count	% total	Count	% total
Bomi	214	20	9.3%	194	90.7%	0	0.0%	0	0.0%
Bong	548	37	6.8%	507	92.5%	4	0.7%	0	0.0%
Gbarpolu	183	15	8.2%	168	91.8%	0	0.0%	0	0.0%
Grand Bassa	335	48	14.3%	285	85.1%	1	0.3%	1	0.3%
Grand Cape Mount	240	23	9.6%	213	88.8%	4	1.7%	0	0.0%
Grand Gedeh	190	3	1.6%	185	97.4%	1	0.5%	1	0.5%
Grand Kru	213	19	8.9%	192	90.1%	2	0.9%	0	0.0%
Lofa	465	55	11.8%	405	87.1%	2	0.4%	3	0.6%
Margibi	435	11	2.5%	408	93.8%	15	3.4%	1	0.2%
Maryland	203	42	20.7%	160	78.8%	0	0.0%	1	0.5%
MCSS	3	0	0.0%	3	100.0%	0	0.0%	0	0.0%
Monteserrado	1,526	68	4.5%	1,365	89.4%	71	4.7%	22	1.4%
Nimba	1,045	132	12.6%	905	86.6%	6	0.6%	2	0.2%
River Cess	173	29	16.8%	144	83.2%	0	0.0%	0	0.0%
River Gee	237	14	5.9%	220	92.8%	3	1.3%	0	0.0%
Sinoe	266	27	10.2%	237	89.1%	0	0.0%	2	0.8%
<b>Total</b>	<b>6,276</b>	<b>543</b>	<b>8.7%</b>	<b>5,591</b>	<b>89.1%</b>	<b>109</b>	<b>1.7%</b>	<b>33</b>	<b>0.5%</b>

\* "Did not complete secondary" includes non-completion of primary and intermediate/lower secondary education levels. "Secondary school" attainment includes completion of secondary; high school/secondary diploma. "University and above" attainment includes completion of four (4) or more years of university education or its equivalent. "Unknown" teachers include those whose academic qualification was not reported.

**Number of early childhood education teachers by academic qualification and gender, 2013**



**% of early childhood education teachers by academic qualification, 2013**



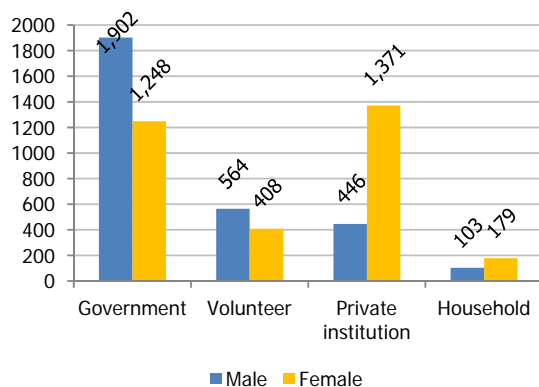
- ✓ For both males and females an overwhelming majority of ECE teachers in Liberia were educated through the secondary level.
- ✓ 89.1% of ECE teachers completed secondary school, and in no county is this percentage less than 78.8%.
- ✓ There are six counties where greater than 10% of ECE teachers didn't complete secondary school. They are Grand Bassa, Lofa, Maryland, Nimba, River Cess and Sinoe.
- ✓ Maryland has the greatest percentage of ECE teachers who didn't complete secondary school at over 20%.
- ✓ Monteserrado and Margibi are the counties with the greatest percentage of ECE teachers with university and above qualifications, at 4.7% and 3.4%, respectively.

### Number and % of early childhood education teachers by source of salary and county, 2013

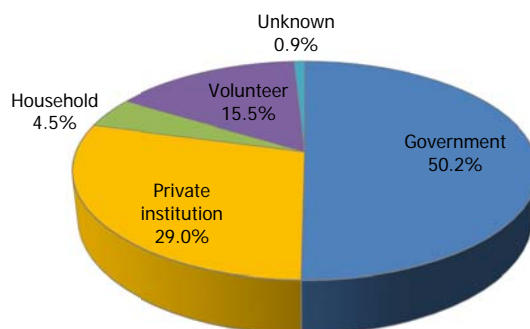
County	Total	Government		Private Inst.		Household		Volunteer		Unknown	
		Count	% total	Count	% total	Count	% total	Count	% total	Count	% total
Bomi	214	109	50.9%	50	23.4%	7	3.3%	48	22.4%	0	0.0%
Bong	548	352	64.2%	92	16.8%	15	2.7%	89	16.2%	0	0.0%
Gbarpolu	183	148	80.9%	7	3.8%	7	3.8%	21	11.5%	0	0.0%
Grand Bassa	335	117	34.9%	143	42.7%	27	8.1%	47	14.0%	1	0.3%
Grand Cape Mount	240	132	55.0%	26	10.8%	5	2.1%	77	32.1%	0	0.0%
Grand Gedeh	190	154	81.1%	12	6.3%	0	0.0%	24	12.6%	0	0.0%
Grand Kru	213	166	77.9%	18	8.5%	0	0.0%	29	13.6%	0	0.0%
Lofa	465	181	38.9%	48	10.3%	56	12.0%	174	37.4%	6	1.3%
Margibi	435	205	47.1%	175	40.2%	14	3.2%	30	6.9%	11	2.5%
Maryland	203	105	51.7%	41	20.2%	18	8.9%	38	18.7%	1	0.5%
MCSS	3	3	100.0%	0	0.0%	0	0.0%	0	0.0%	0	0.0%
Monteserrado	1,526	342	22.4%	993	65.1%	101	6.6%	66	4.3%	24	1.6%
Nimba	1,045	591	56.6%	172	16.5%	31	3.0%	241	23.1%	10	1.0%
River Cess	173	128	74.0%	4	2.3%	0	0.0%	41	23.7%	0	0.0%
River Gee	237	204	86.1%	16	6.8%	0	0.0%	15	6.3%	2	0.8%
Sinoe	266	213	80.1%	20	7.5%	1	0.4%	32	12.0%	0	0.0%
<b>Total</b>	<b>6,276</b>	<b>3,150</b>	<b>50.2%</b>	<b>1,817</b>	<b>29.0%</b>	<b>282</b>	<b>4.5%</b>	<b>972</b>	<b>15.5%</b>	<b>55</b>	<b>0.9%</b>

\* Private institutions include firms, religious bodies and NGOs. Household includes family and community. "Unknown" teachers include those whose source of salary was not reported.

**Number of early childhood education teachers by source of salary and gender, 2013**



**% of early childhood education teachers by source of salary, 2013**



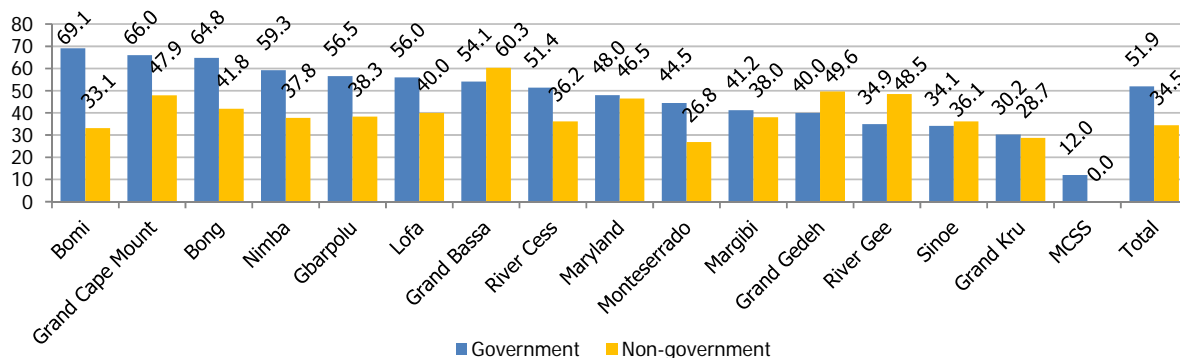
- ✓ The government pays the majority of teachers' salaries at the ECE level. Dissaggregated by gender, the majority of males receive salary from the government while the majority of females receive salary from private institutions.
- ✓ 29% of teachers have their salary paid by private institutions, while over 15% of ECE teachers are volunteers.
- ✓ The county where the greatest percentage of teachers' salaries is paid by private institutions is Monteserrado, at 65%. However, in no other county are greater than 50% of teachers' salaries paid by private institutions.
- ✓ Grand Kru is the county where the greatest percentage of ECE teachers is volunteers, at 37%.
- ✓ Other counties with a high number of volunteer teachers are Grand Cape Mount (32.1%), River Cess (23.7%), Nimba (23.1%), and Bomi (22.4%).

**Early childhood education student-teacher ratio (STR) by county, 2013**

County	Overall			Government			Non Government		
	Student	Teacher	STR	Student	Teacher	STR	Student	Teacher	STR
Bomi	13,024	214	60.9	11,400	165	69.1	1,624	49	33.1
Bong	32,907	548	60.0	28,183	435	64.8	4,724	113	41.8
Gbarpolu	10,092	183	55.1	9,556	169	56.5	536	14	38.3
Grand Bassa	19,206	335	57.3	8,711	161	54.1	10,495	174	60.3
Grand Cape Mount	14,874	240	62.0	12,333	187	66.0	2,541	53	47.9
Grand Gedeh	7,816	190	41.1	6,675	167	40.0	1,141	23	49.6
Grand Kru	6,415	213	30.1	5,927	196	30.2	488	17	28.7
Lofa	25,198	465	54.2	23,078	412	56.0	2,120	53	40.0
Margibi	17,285	435	39.7	9,566	232	41.2	7,719	203	38.0
Maryland	9,660	203	47.6	6,916	144	48.0	2,744	59	46.5
MCSS	36	3	12.0	36	3	12.0	0	0	0.0
Monteserrado	47,338	1,526	31.0	16,111	362	44.5	31,227	1,164	26.8
Nimba	58,233	1,045	55.7	51,735	873	59.3	6,498	172	37.8
River Cess	8,796	173	50.8	8,579	167	51.4	217	6	36.2
River Gee	8,538	237	36.0	7,617	218	34.9	921	19	48.5
Sinoe	9,121	266	34.3	8,435	247	34.1	686	19	36.1
<b>Total</b>	<b>288,539</b>	<b>6,276</b>	<b>46.0</b>	<b>214,858</b>	<b>4,138</b>	<b>51.9</b>	<b>73,681</b>	<b>2,138</b>	<b>34.5</b>

Student-Teacher Ratio (STR) may also be referred to as Pupil-Teacher Ratio or PTR

**Early childhood education student-teacher ratio (STR) by county and ownership, 2013**



- ✓ The student-teacher ratio (STR) at the ECE level is 46. This means there are 46 students for every teacher at the ECE level.
- ✓ By county the STR ranges from 12.0 in MCSS to 62.0 in Grand Cape Mount. In total, 8 counties have STRs greater than 50.0.
- ✓ The STR in non-government ECE schools is much lower than government schools. In non-government schools it is 34.5 and in government schools it is 51.9.
- ✓ In only one county is the non-government STR above 50.

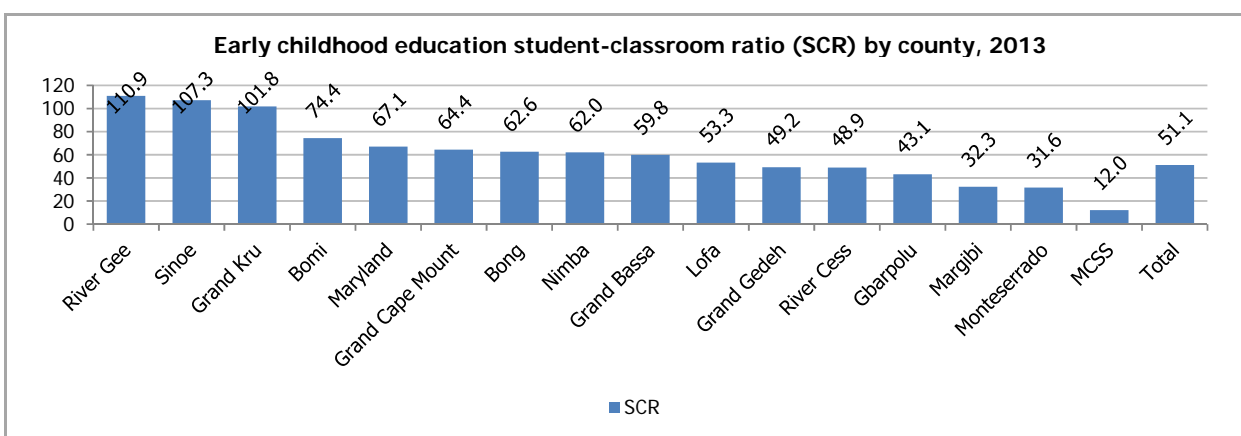


### 6.2.3. Classrooms

**Number of early childhood education classrooms and student-classroom ratio (SCR) by county and type, 2013**

County	Total	Solid	Semi-solid	Makeshift	Other	SCR
Bomi	205	78	97	24	6	74.4
Bong	662	125	401	106	30	62.6
Gbarpolu	331	50	184	81	16	43.1
Grand Bassa	428	182	139	95	12	59.8
Grand Cape Mount	282	96	135	39	12	64.4
Grand Gedeh	251	91	68	80	12	49.2
Grand Kru	195	9	54	116	16	101.8
Lofa	571	191	282	86	12	53.3
Margibi	588	246	289	44	9	32.3
Maryland	252	49	95	89	19	67.1
MCSS	3	3	0	0	0	12.0
Montserrado	1,748	1,158	339	148	103	31.6
Nimba	1,117	143	796	132	46	62.0
River Cess	254	42	138	66	8	48.9
River Gee	176	42	35	95	4	110.9
Sinoe	225	49	36	135	5	107.3
<b>Total</b>	<b>7,288</b>	<b>2,554</b>	<b>3,088</b>	<b>1,336</b>	<b>310</b>	<b>51.1</b>

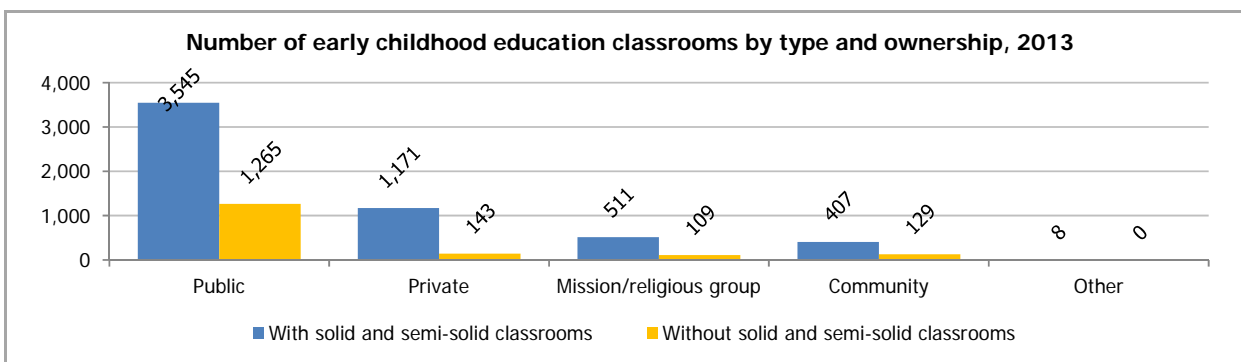
Student-Classroom Ratio (SCR) may also be referred to as Pupil-Classroom Ratio or PCR



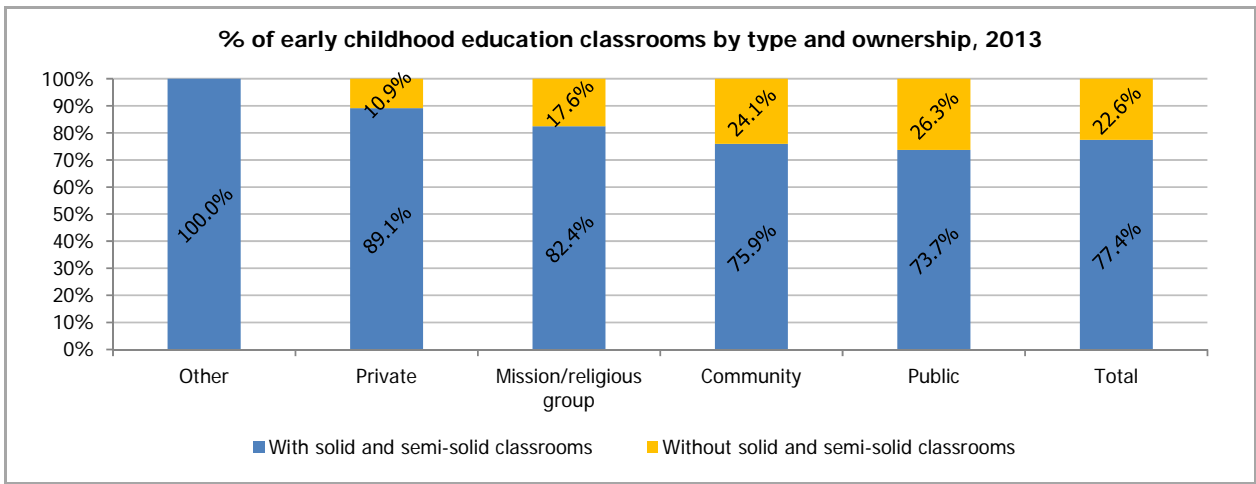
- ✓ The majority of classrooms at the ECE level are semi-solid structures at 3,088. The next greatest number is solid structures at 2,554 and makeshift structures at 1,336.
- ✓ The counties with the greatest number of makeshift classrooms at the ECE level are Montserrado (148), Sinoe (135), Nimba (132), Grand Kru (116) and Bong (106).
- ✓ The student-classroom ratio (SCR) is 51.1 but this ranges widely from 12.0 in MCSS to 110.9 in River Gee.
- ✓ Three counties have SCRs greater than 100. They are River Gee, Sinoe and Grand Kru.

**Number and % of early childhood education classrooms by ownership, 2013**

Ownership	Total	With solid and semi-solid classrooms		Without solid and semi-solid classrooms		SCR
		Count	% total	Count	% total	
Public	4,810	3,545	73.7%	1,265	26.3%	60.6
Private	1,314	1,171	89.1%	143	10.9%	31.2
Religious/Mission	620	511	82.4%	109	17.6%	33.6
Community	536	407	75.9%	129	24.1%	48.1
Other	8	8	100.0%	-	0.0%	43.4
<b>Total</b>	<b>7,288</b>	<b>5,642</b>	<b>77.4%</b>	<b>1,646</b>	<b>22.6%</b>	<b>51.1</b>







- ✓ While the majority of classrooms at the ECE level are solid or semi-solid structures, at 77%, a significant portion of classrooms are built from non permanent structures, at 22.6%.
- ✓ The number of non-solid/semi solid structures is greatest among public schools, with one out of every four ECE classrooms made from temporary structures.
- ✓ For private and "other", over 89% of ECE classrooms are built from cement or mud-block materials.
- ✓ The student-classroom ratio (SCR) varies substantially across ownership. There are 61 children to an ECE classroom in public schools. In stark contrast, private schools have 31 children to an ECE classroom.

## 7.0. Primary schools, 2013

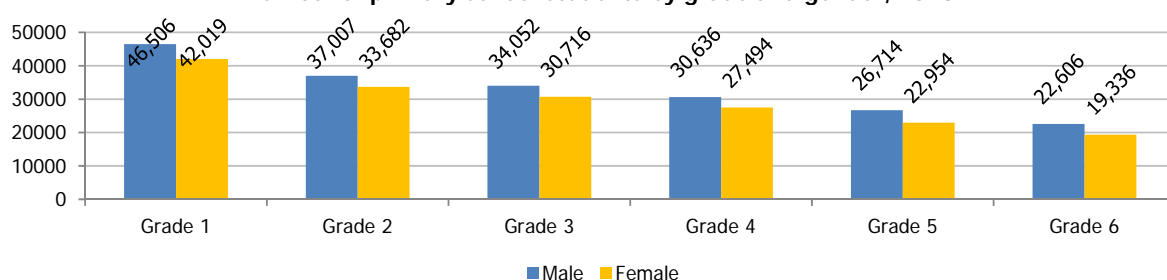
### 7.1. Access

#### 7.1.1. Enrollment

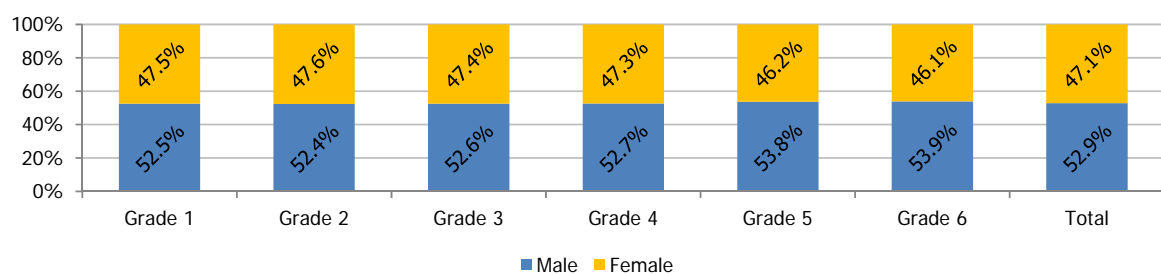
**Number of primary school students by county and grade, 2013**

County	Total	Grade 1	Grade 2	Grade 3	Grade 4	Grade 5	Grade 6
Bomi	10,995	2,769	2,075	1,946	1,593	1,488	1,124
Bong	34,450	8,872	6,881	6,340	5,031	3,994	3,332
Gbarpolu	10,983	3,019	2,205	1,961	1,653	1,198	947
Grand Bassa	25,633	6,858	5,097	4,387	3,938	3,086	2,267
Grand Cape Mount	14,012	3,888	2,746	2,448	2,039	1,681	1,210
Grand Gedeh	13,852	3,755	2,371	2,344	1,952	1,833	1,597
Grand Kru	10,908	2,909	2,237	1,924	1,581	1,291	966
Lofa	33,478	8,581	6,300	5,767	4,979	4,195	3,656
Margibi	29,219	5,938	5,437	5,080	4,851	4,296	3,617
Maryland	15,842	3,960	3,182	2,767	2,570	1,928	1,435
MCSS	11,697	1,670	1,875	2,088	2,212	2,031	1,821
Monteserrado	71,133	14,054	12,424	11,760	11,712	10,852	10,331
Nimba	65,804	15,212	12,597	11,454	10,136	8,896	7,509
River Cess	7,229	2,150	1,534	1,305	1,041	736	463
River Gee	9,085	2,344	1,936	1,588	1,415	1,025	777
Sinoe	9,402	2,546	1,792	1,609	1,427	1,138	890
<b>Total</b>	<b>373,722</b>	<b>88,525</b>	<b>70,689</b>	<b>64,768</b>	<b>58,130</b>	<b>49,668</b>	<b>41,942</b>

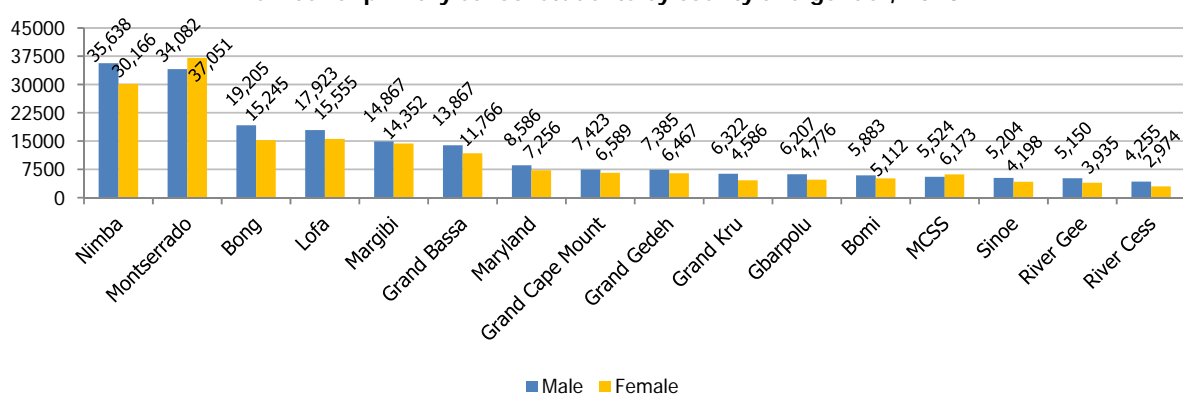
**Number of primary school students by grade and gender, 2013**

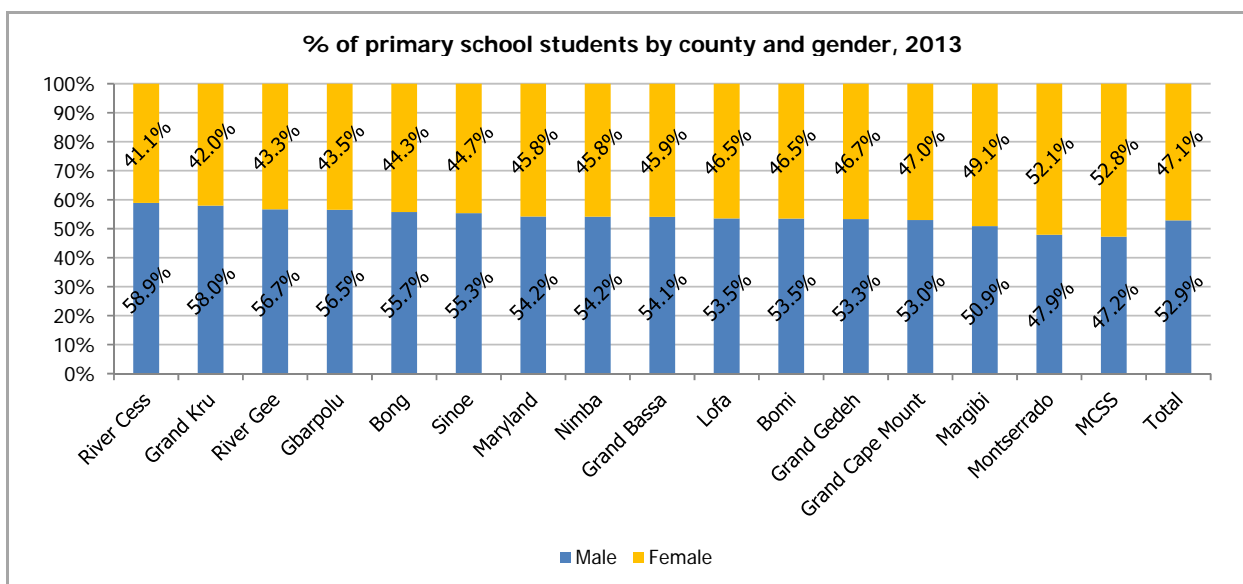


**% of primary school students by grade and gender, 2013**



**Number of primary school students by county and gender, 2013**

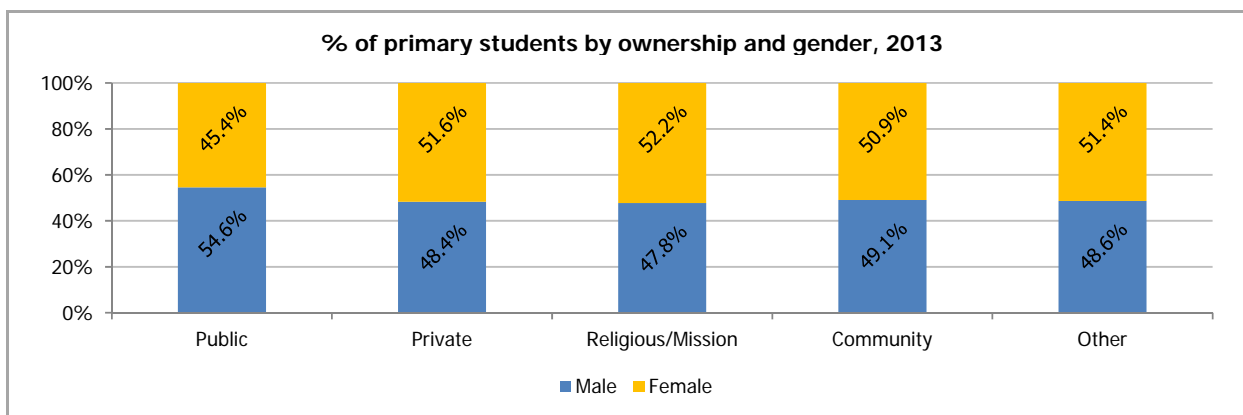
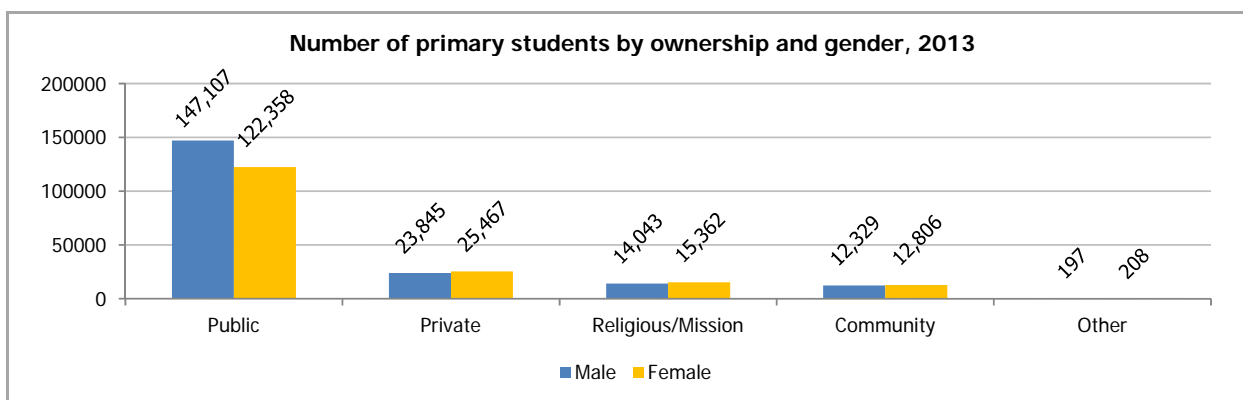




- ✓ From the 2,785 primary schools in the 2013 ASC, the total number of primary school students is 373,722.
- ✓ Nationally, there is a persistent gender disparity in each grade level, resulting in roughly 3,000 to 5,000 more males than females in each grade level.
- ✓ In Nimba and Montserrado there are considerably more primary students than in any other county. Each has 65,000 or more primary school students. Every other county has fewer than 35,000 primary students.
- ✓ The gender disparity observed by grade at the national level is also present in each county, with the exception of Montserrado and MCSS, where there are more females than male students at the primary level.
- ✓ By county, the greatest gender disparities are in River Cess, Grand Kru, River Gee, Gbarpolu, Bong and Sinoe, where greater than 55% of primary students are male.

**Number and % of primary students by ownership and grade, 2013**

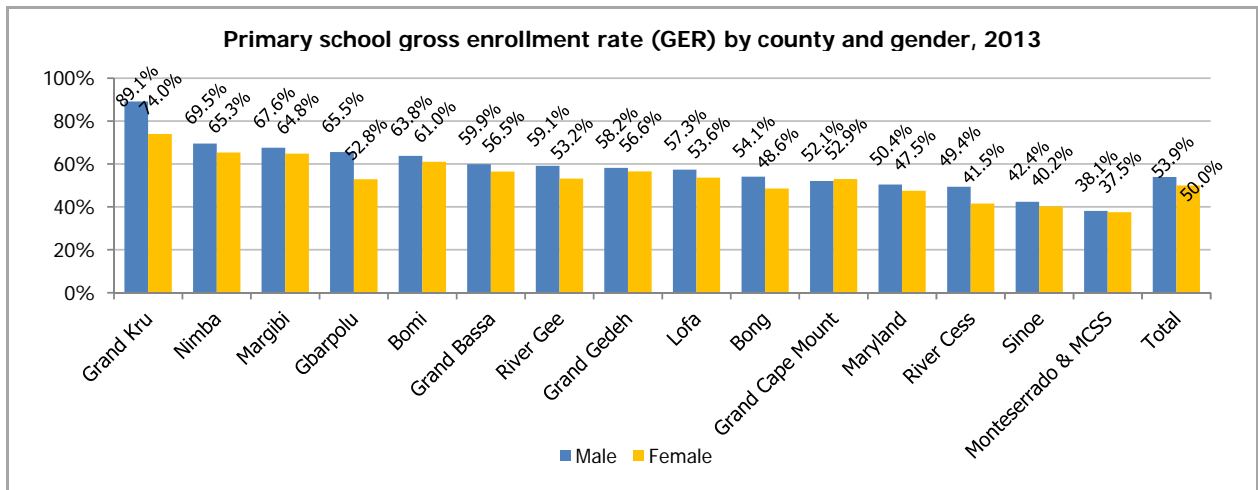
Ownership	Total	Grade 1	Grade 2	Grade 3	Grade 4	Grade 5	Grade 6
Public	269,465	67,246	52,031	47,285	41,278	34,227	27,398
Private	49,312	10,125	8,953	8,421	8,171	7,078	6,564
Religious/Mission	29,405	5,480	4,820	4,659	4,745	4,776	4,925
Community	25,135	5,584	4,801	4,319	3,884	3,534	3,013
Other	405	90	84	84	52	53	42
<b>Total</b>	<b>373,722</b>	<b>88,525</b>	<b>70,689</b>	<b>64,768</b>	<b>58,130</b>	<b>49,668</b>	<b>41,942</b>



### Primary school gross enrollment rate (GER) by county and gender, 2013

County	Total			Male			Female		
	Ages 6-11 pop	All ages enrolled	GER	Ages 6-11 pop	All ages enrolled	GER	Ages 6-11 pop	All ages enrolled	GER
Bomi	17,608	10,995	62.4%	9,221	5,883	63.8%	8,387	5,112	61.0%
Bong	66,890	34,450	51.5%	35,516	19,205	54.1%	31,373	15,245	48.6%
Gbarpolu	18,516	10,983	59.3%	9,475	6,207	65.5%	9,041	4,776	52.8%
Grand Bassa	43,998	25,633	58.3%	23,159	13,867	59.9%	20,838	11,766	56.5%
Grand Cape Mount	26,692	14,012	52.5%	14,247	7,423	52.1%	12,445	6,589	52.9%
Grand Gedeh	24,127	13,852	57.4%	12,700	7,385	58.2%	11,428	6,467	56.6%
Grand Kru	13,296	10,908	82.0%	7,094	6,322	89.1%	6,201	4,586	74.0%
Lofa	60,280	33,478	55.5%	31,274	17,923	57.3%	29,006	15,555	53.6%
Margibi	44,133	29,219	66.2%	22,000	14,867	67.6%	22,133	14,352	64.8%
Maryland	32,325	15,842	49.0%	17,049	8,586	50.4%	15,276	7,256	47.5%
Monteserrado & MCSS	219,028	82,830	37.8%	103,907	39,606	38.1%	115,121	43,224	37.5%
Nimba	97,492	65,804	67.5%	51,312	35,638	69.5%	46,180	30,166	65.3%
River Cess	15,773	7,229	45.8%	8,615	4,255	49.4%	7,158	2,974	41.5%
River Gee	16,104	9,085	56.4%	8,707	5,150	59.1%	7,397	3,935	53.2%
Sinoe	22,705	9,402	41.4%	12,273	5,204	42.4%	10,432	4,198	40.2%
<b>Total</b>	<b>718,967</b>	<b>373,722</b>	<b>52.0%</b>	<b>366,549</b>	<b>197,521</b>	<b>53.9%</b>	<b>352,418</b>	<b>176,201</b>	<b>50.0%</b>

\*MCSS is located within Monteserrado County.

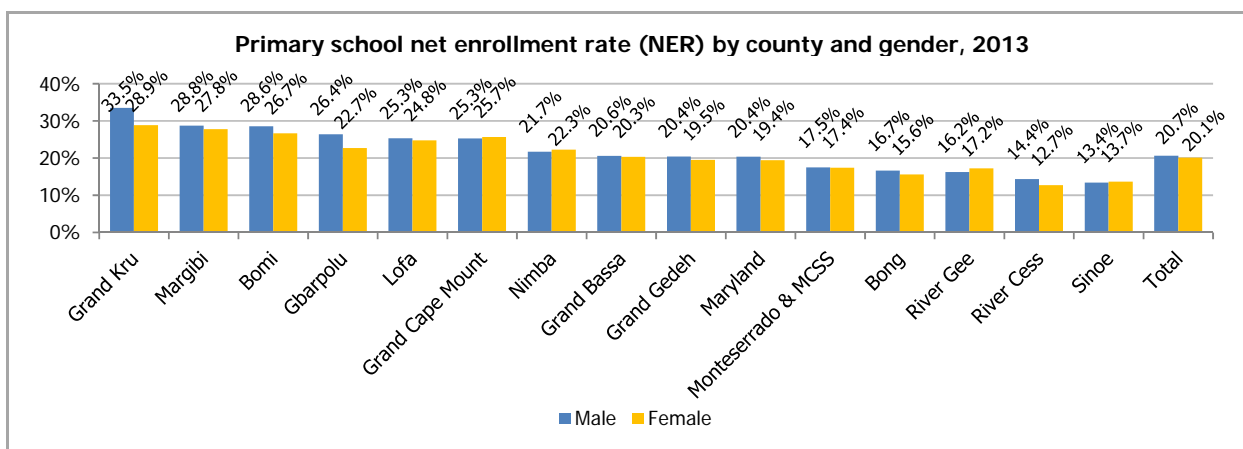


- ✓ Primary GER measures accessibility to education for students of all ages compared to the official primary school age population. See Section 4.1.4 for the calculation formula. Primary GER value of 100% indicates that a country's education system is, in principle, able to accommodate all of its primary age population. The official primary school age in Liberia is 6-11.
- ✓ The primary gross enrollment rate (GER) in public schools is 52% overall, but varies enormously by county. GER ranges from 37.8% in Monteserrado & MCSS to 82% in Grand Kru.
- ✓ The GER can be greater than 100% when there are a large number of overage (or underage) primary students because it measures the number of primary students, regardless of age, as a percentage of the official primary school age group population.
- ✓ GER value below 100% indicates non-enrollment of primary school age children, or presence of out-of-school children.
- ✓ The GER for females is about 4 percentage points lower than that for males. The greatest difference between the sexes in GERs is in Gbarpolu and in Grand Kru. In these two counties, the difference in GERs is over 10 percentage points.

### Primary school net enrollment rate (NER) by county and gender, 2013

County	Total			Male			Female		
	Ages 6-11 pop	Ages 6-11 enrolled	NER	Ages 6-11 pop	Ages 6-11 enrolled	NER	Ages 6-11 pop	Ages 6-11 enrolled	NER
Bomi	17,608	4,869	27.7%	9,221	2,633	28.6%	8,387	2,236	26.7%
Bong	66,890	10,817	16.2%	35,516	5,917	16.7%	31,373	4,900	15.6%
Gbarpolu	18,516	4,556	24.6%	9,475	2,501	26.4%	9,041	2,055	22.7%
Grand Bassa	43,998	9,013	20.5%	23,159	4,779	20.6%	20,838	4,234	20.3%
Grand Cape Mount	26,692	6,799	25.5%	14,247	3,601	25.3%	12,445	3,198	25.7%
Grand Gedeh	24,127	4,822	20.0%	12,700	2,591	20.4%	11,428	2,231	19.5%
Grand Kru	13,296	4,170	31.4%	7,094	2,379	33.5%	6,201	1,791	28.9%
Lofa	60,280	15,117	25.1%	31,274	7,926	25.3%	29,006	7,191	24.8%
Margibi	44,133	12,477	28.3%	22,000	6,328	28.8%	22,133	6,149	27.8%
Maryland	32,325	6,441	19.9%	17,049	3,471	20.4%	15,276	2,970	19.4%
Monteserrado & MCSS	219,028	38,275	17.5%	103,907	18,201	17.5%	115,121	20,074	17.4%
Nimba	97,492	21,425	22.0%	51,312	11,145	21.7%	46,180	10,280	22.3%
River Cess	15,773	2,152	13.6%	8,615	1,240	14.4%	7,158	912	12.7%
River Gee	16,104	2,689	16.7%	8,707	1,413	16.2%	7,397	1,276	17.2%
Sinoe	22,705	3,074	13.5%	12,273	1,647	13.4%	10,432	1,427	13.7%
<b>Total</b>	<b>718,967</b>	<b>146,696</b>	<b>20.4%</b>	<b>366,549</b>	<b>75,772</b>	<b>20.7%</b>	<b>352,418</b>	<b>70,924</b>	<b>20.1%</b>

\*MCSS is located within Monteserrado County.



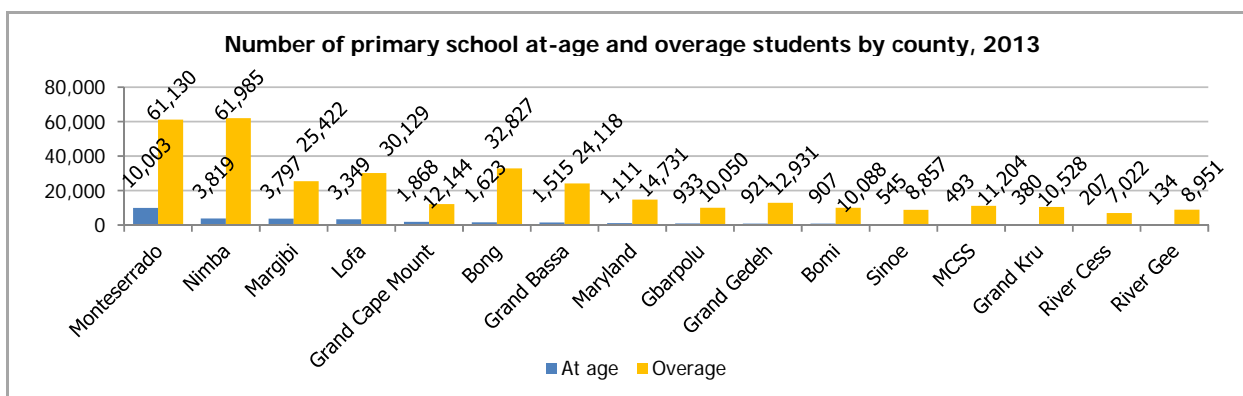
- ✓ The net enrollment rate (NER) is the number of age-appropriate (official age) students enrolled in primary school compared to the corresponding age group population.
- ✓ A primary NER below 100% means that not all children of primary school age are in primary school; some may be out of school, some may be in preschool, in secondary school or in other forms of education, or this may account for out of school children.
- ✓ Note that NER in all 10 counties is substantially below 100%. At a national level the NER is 20.4; 20.7 for males and 20.1 for females. The NER ranges from 13.5% in Sinoe and 13.6% in River Cess to 31.4% in Grand Kru. This could signify a large number of out of school children or children in other forms of schooling such as private or community schools.

### 7.1.2. Overage students

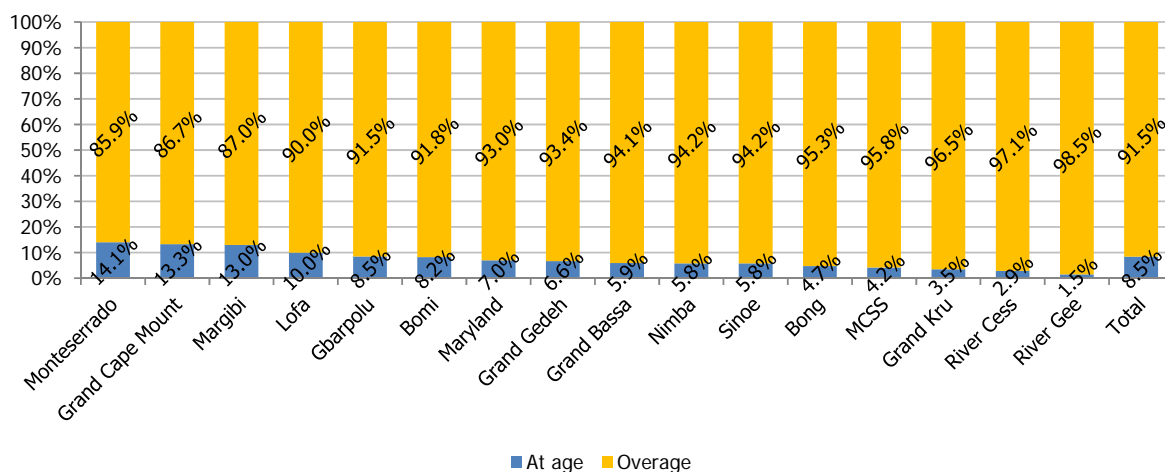
**Number and % of primary school at-age and overage students by county and gender, 2013**

County	Total			Male			Female		
	At age	Overage	Overage %	At age	Overage	Overage %	At age	Overage	Overage %
Bomi	907	10,088	91.8%	512	5,371	91.3%	395	4,717	92.3%
Bong	1,623	32,827	95.3%	890	18,315	95.4%	733	14,512	95.2%
Gbarpolu	933	10,050	91.5%	505	5,702	91.9%	428	4,348	91.0%
Grand Bassa	1,515	24,118	94.1%	801	13,066	94.2%	714	11,052	93.9%
Grand Cape Mount	1,868	12,144	86.7%	1,009	6,414	86.4%	859	5,730	87.0%
Grand Gedeh	921	12,931	93.4%	463	6,922	93.7%	458	6,009	92.9%
Grand Kru	380	10,528	96.5%	207	6,115	96.7%	173	4,413	96.2%
Lofa	3,349	30,129	90.0%	1,812	16,111	89.9%	1,537	14,018	90.1%
Margibi	3,797	25,422	87.0%	2,020	12,847	86.4%	1,777	12,575	87.6%
Maryland	1,111	14,731	93.0%	632	7,954	92.6%	479	6,777	93.4%
MCSS	493	11,204	95.8%	233	5,291	95.8%	260	5,913	95.8%
Montserrat	10,003	61,130	85.9%	4,791	29,291	85.9%	5,212	31,839	85.9%
Nimba	3,819	61,985	94.2%	1,994	33,644	94.4%	1,825	28,341	94.0%
River Cess	207	7,022	97.1%	115	4,140	97.3%	92	2,882	96.9%
River Gee	134	8,951	98.5%	70	5,080	98.6%	64	3,871	98.4%
Sinoe	545	8,857	94.2%	295	4,909	94.3%	250	3,948	94.0%
<b>Total</b>	<b>31,605</b>	<b>342,117</b>	<b>91.5%</b>	<b>16,349</b>	<b>181,172</b>	<b>91.7%</b>	<b>15,256</b>	<b>160,945</b>	<b>91.3%</b>

- ✓ The percentage of overage primary students in Liberia is 91.5%. This means that for every 10 primary students, 9 can be considered older than the appropriate age for their grade. See figure 1. Liberia's formal education ladder for a breakdown of the appropriate ages per grade.
- ✓ The percentage of overage primary students ranges from 85.9% in Montserrat to 98.5% in River Gee. In every county of Liberia, over 85% of primary students are overage.
- ✓ Nationally, 91.3% of female primary students are overage compared to 91.7% for males, a roughly equal percentage.
- ✓ The number of overage students ranges from 7,022 in Margibi to 61,985 in Nimba.



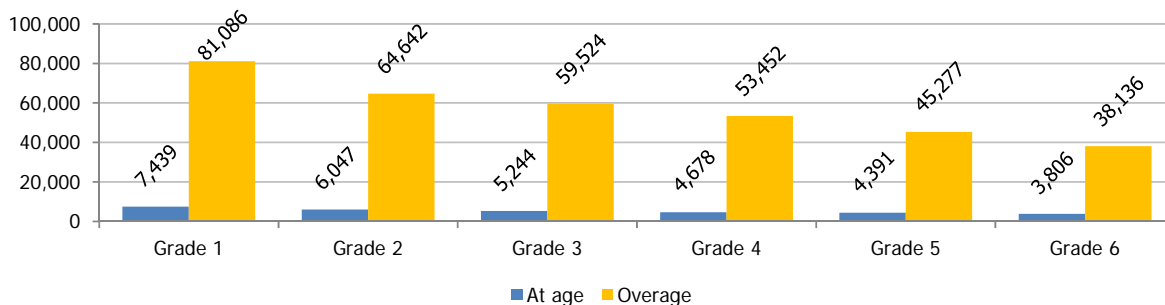
**% of primary school at-age and overage students by county, 2013**



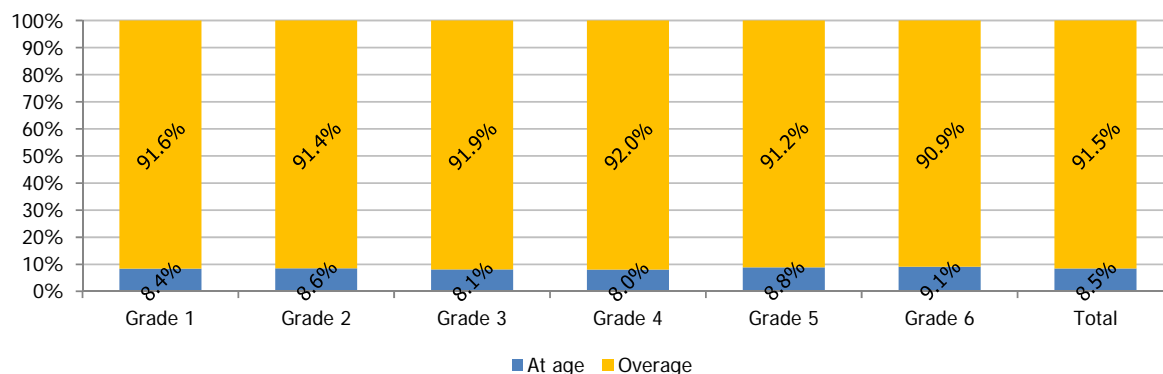
**Number and % of primary school at-age and overage students by grade and gender, 2013**

Grade	Total			Male			Female		
	At age	Overage	Overage %	At age	Overage	Overage %	At age	Overage	Overage %
Grade 1	7,439	81,086	91.6%	3,875	42,631	91.7%	3,564	38,455	91.5%
Grade 2	6,047	64,642	91.4%	3,130	33,877	91.5%	2,917	30,765	91.3%
Grade 3	5,244	59,524	91.9%	2,734	31,318	92.0%	2,510	28,206	91.8%
Grade 4	4,678	53,452	92.0%	2,368	28,268	92.3%	2,310	25,184	91.6%
Grade 5	4,391	45,277	91.2%	2,297	24,417	91.4%	2,094	20,860	90.9%
Grade 6	3,806	38,136	90.9%	1,945	20,661	91.4%	1,861	17,475	90.4%
<b>Total</b>	<b>31,605</b>	<b>342,117</b>	<b>91.5%</b>	<b>16,349</b>	<b>181,172</b>	<b>91.7%</b>	<b>15,256</b>	<b>160,945</b>	<b>91.3%</b>

**Number of primary school at-age and overage students by grade, 2013**



**% of primary school at-age and students by grade, 2013**



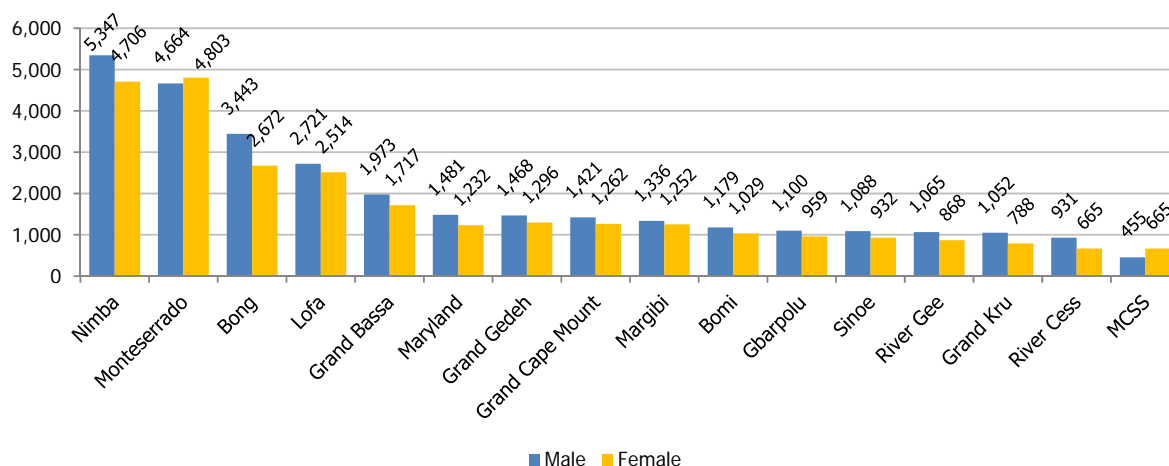
- ✓ Both the number of at-age and the number of overage students' declines throughout the cycle of primary school, but the percentage of overage students remains roughly the same regardless of grade.
- ✓ In grade 6, fewer than 4,000 primary students are at-age, compared to just fewer than 8,000 students in grade 1.
- ✓ In each grade level up to grade 6, there are at least 3,000 more overage males than females.
- ✓ The percentage of female and male overage students stays relatively constant throughout primary school.

### 7.1.3. New entrants

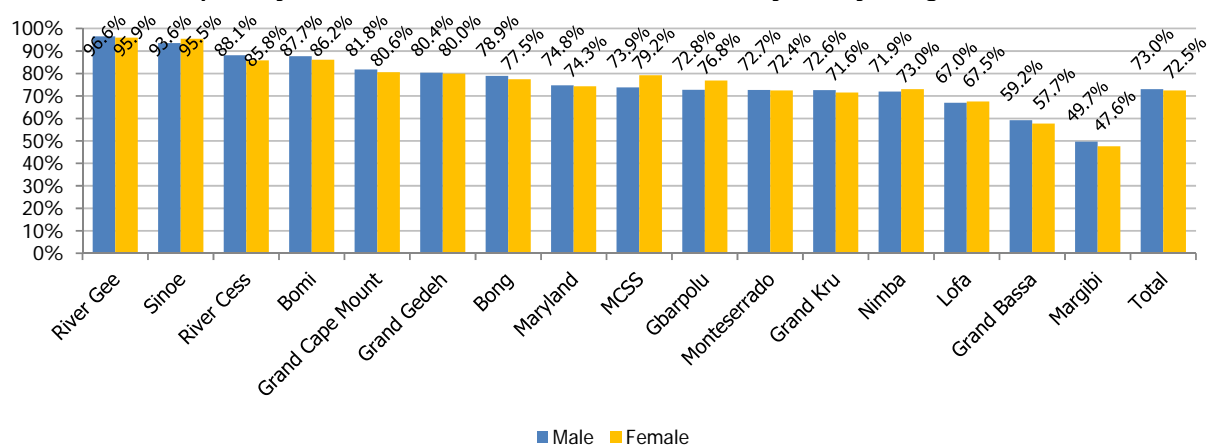
**Number and % of primary school new entrants with ECE education by county and gender, 2013**

County	Total			Male			Female		
	New Entrants	New entrants with ECE	New Entrants with ECE %	New Entrants	New entrants with ECE	New Entrants with ECE %	New Entrants	New entrants with ECE	New Entrants with ECE %
Bomi	2,538	2,208	87.0%	1,344	1,179	87.7%	1,194	1,029	86.2%
Bong	7,811	6,115	78.3%	4,362	3,443	78.9%	3,449	2,672	77.5%
Gbarpolu	2,760	2,059	74.6%	1,512	1,100	72.8%	1,248	959	76.8%
Grand Bassa	6,307	3,690	58.5%	3,332	1,973	59.2%	2,975	1,717	57.7%
Grand Cape Mount	3,303	2,683	81.2%	1,737	1,421	81.8%	1,566	1,262	80.6%
Grand Gedeh	3,448	2,764	80.2%	1,827	1,468	80.4%	1,621	1,296	80.0%
Grand Kru	2,550	1,840	72.2%	1,449	1,052	72.6%	1,101	788	71.6%
Lofa	7,783	5,235	67.3%	4,060	2,721	67.0%	3,723	2,514	67.5%
Margibi	5,320	2,588	48.6%	2,690	1,336	49.7%	2,630	1,252	47.6%
Maryland	3,639	2,713	74.6%	1,981	1,481	74.8%	1,658	1,232	74.3%
MCSS	1,456	1,120	76.9%	616	455	73.9%	840	665	79.2%
Monteserrado	13,051	9,467	72.5%	6,418	4,664	72.7%	6,633	4,803	72.4%
Nimba	13,878	10,053	72.4%	7,433	5,347	71.9%	6,445	4,706	73.0%
River Cess	1,832	1,596	87.1%	1,057	931	88.1%	775	665	85.8%
River Gee	2,008	1,933	96.3%	1,103	1,065	96.6%	905	868	95.9%
Sinoe	2,139	2,020	94.4%	1,163	1,088	93.6%	976	932	95.5%
<b>Total</b>	<b>79,823</b>	<b>58,084</b>	<b>72.8%</b>	<b>42,084</b>	<b>30,724</b>	<b>73.0%</b>	<b>37,739</b>	<b>27,360</b>	<b>72.5%</b>

**Number of primary school new entrants with ECE education by county and gender, 2013**



**% of primary school new entrants with ECE education by county and gender, 2013**

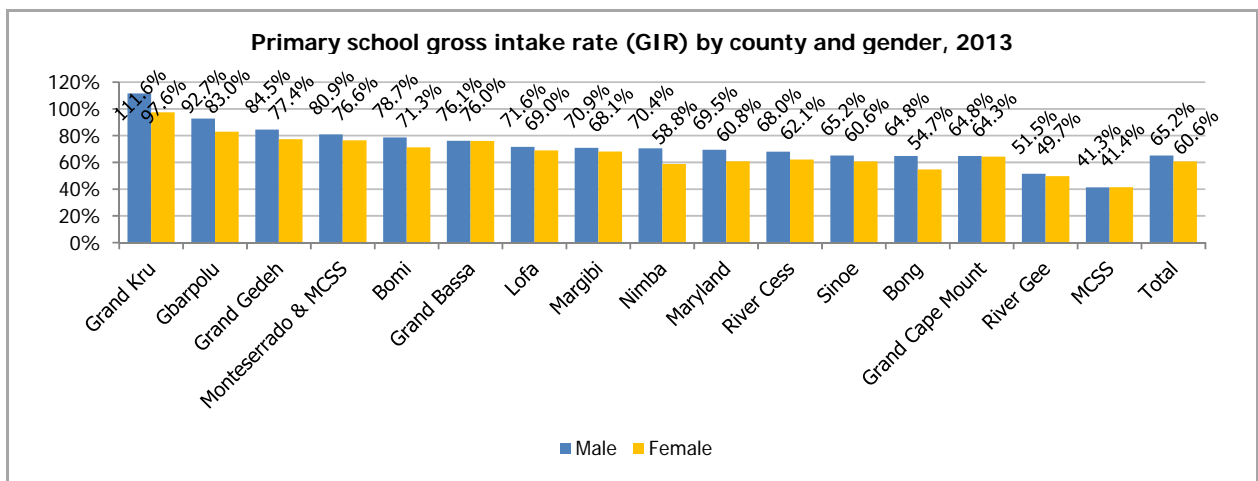


- ✓ The percentage of new entrants into primary school who have early childhood education ranges from 48.6% in Margibi to 96.3% in River Gee.
- ✓ The relatively high number of new entrants with early childhood education experience indicates that almost 3 out of every 4 students are entering the formal school system with a great advantage relative to their peers with no ECE experience in terms of knowledge and skills.

### Primary school gross intake rate (GIR) by county and gender, 2013

County	Total			Male			Female		
	Age 6 pop	New entrants all ages	GIR	Age 6 pop	New entrants all ages	GIR	Age 6 pop	New entrants all ages	GIR
Bomi	3,383	2,538	75.0%	1,708	1,344	78.7%	1,675	1,194	71.3%
Bong	13,038	7,811	59.9%	6,731	4,362	64.8%	6,307	3,449	54.7%
Gbarpolu	3,134	2,760	88.1%	1,630	1,512	92.7%	1,504	1,248	83.0%
Grand Bassa	8,289	6,307	76.1%	4,376	3,332	76.1%	3,913	2,975	76.0%
Grand Cape Mount	5,117	3,303	64.6%	2,682	1,737	64.8%	2,435	1,566	64.3%
Grand Gedeh	4,257	3,448	81.0%	2,161	1,827	84.5%	2,096	1,621	77.4%
Grand Kru	2,427	2,550	105.1%	1,298	1,449	111.6%	1,129	1,101	97.6%
Lofa	11,065	7,783	70.3%	5,672	4,060	71.6%	5,393	3,723	69.0%
Margibi	7,658	5,320	69.5%	3,796	2,690	70.9%	3,863	2,630	68.1%
Maryland	5,580	3,639	65.2%	2,851	1,981	69.5%	2,729	1,658	60.8%
Monteserrado & MCSS	35,084	13,051	37.2%	17,047	7,034	41.3%	18,037	7,473	41.4%
Nimba	17,605	13,878	78.8%	9,186	7,433	80.9%	8,419	6,445	76.6%
River Cess	2,819	1,832	65.0%	1,501	1,057	70.4%	1,319	775	58.8%
River Gee	3,079	2,008	65.2%	1,622	1,103	68.0%	1,457	905	62.1%
Sinoe	4,220	2,139	50.7%	2,258	1,163	51.5%	1,962	976	49.7%
<b>Total</b>	<b>126,755</b>	<b>79,823</b>	<b>63.0%</b>	<b>64,518</b>	<b>42,084</b>	<b>65.2%</b>	<b>62,237</b>	<b>37,739</b>	<b>60.6%</b>

\*MCSS is located within Monteserrado County.



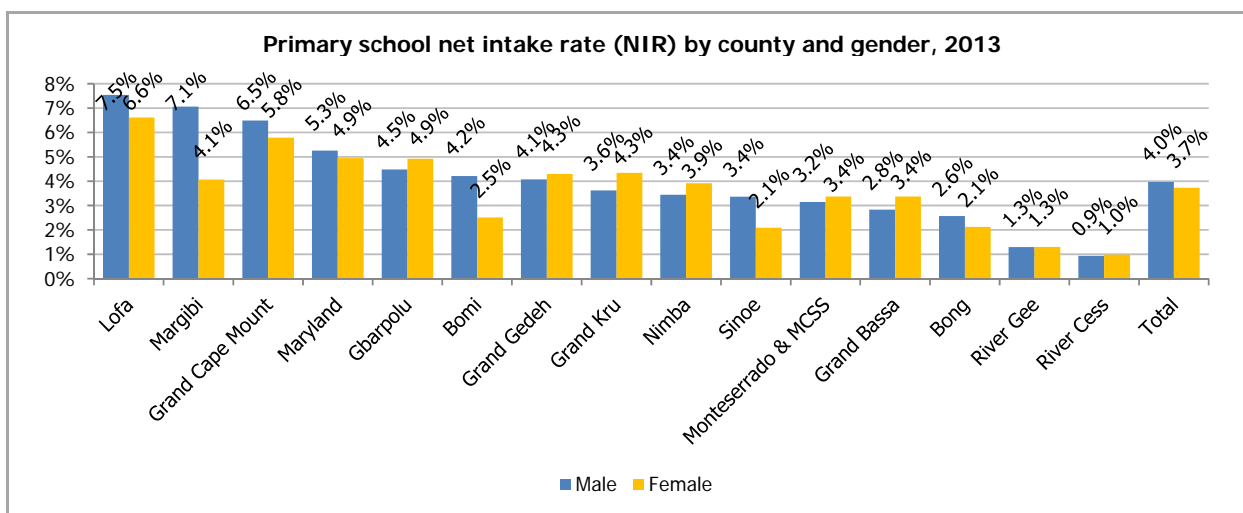
- ✓ GIR measures the level of access of new entrants of all ages compared to age 6 populations. The official entry level primary school age in Liberia is 6 years.
- ✓ A GIR value of 100% indicates that a country's education system is, in principle, able to accommodate all of its primary new entrance age population. See Section 4.1.2 for the calculation formula.
- ✓ Similar to enrollment rates, the primary gross intake rate (GIR) fluctuates widely from county to county.
- ✓ GIR is 63% nationally for primary schools.
- ✓ A GIR value exceeding 100% indicates enrollment of some children above or below the official primary school entrance age.
- ✓ GIR above 100% is usually an indicator of overage enrollment, for example due to repetition in preprimary or late entry into primary.
- ✓ Note Grand Kru has a particularly high GIR. It ranges from 111.6% for males to 97.6% for females.

### Primary school net intake rate (NIR) by county and gender, 2013

County	Total			Male			Female		
	Age 6 pop	New entrants age 6	NIR	Age 6 pop	New entrants age 6	NIR	Age 6 pop	New entrants age 6	NIR
Bomi	3,383	114	3.4%	1708	72	4.2%	1675	42	2.5%
Bong	13,038	307	2.4%	6731	173	2.6%	6307	134	2.1%
Gbarpolu	3,134	147	4.7%	1630	73	4.5%	1504	74	4.9%
Grand Bassa	8,289	256	3.1%	4376	124	2.8%	3913	132	3.4%
Grand Cape Mount	5,117	315	6.2%	2682	174	6.5%	2435	141	5.8%
Grand Gedeh	4,257	178	4.2%	2161	88	4.1%	2096	90	4.3%
Grand Kru	2,427	96	4.0%	1298	47	3.6%	1129	49	4.3%
Lofa	11,065	785	7.1%	5672	428	7.5%	5393	357	6.6%
Margibi	7,658	425	5.5%	3796	268	7.1%	3863	157	4.1%
Maryland	5,580	285	5.1%	2851	150	5.3%	2729	135	4.9%
Monteserrado & MCSS	35,084	1,146	3.3%	17047	537	3.2%	18037	609	3.4%
Nimba	17,605	646	3.7%	9186	316	3.4%	8419	330	3.9%
River Cess	2,819	27	1.0%	1501	14	0.9%	1319	13	1.0%
River Gee	3,079	40	1.3%	1622	21	1.3%	1457	19	1.3%
Sinoe	4,220	117	2.8%	2258	76	3.4%	1962	41	2.1%
<b>Total</b>	<b>126,755</b>	<b>4,884</b>	<b>3.9%</b>	<b>64,518</b>	<b>2,561</b>	<b>4.0%</b>	<b>62,237</b>	<b>2,323</b>	<b>3.7%</b>

\*MCSS is located within Monteserrado County.



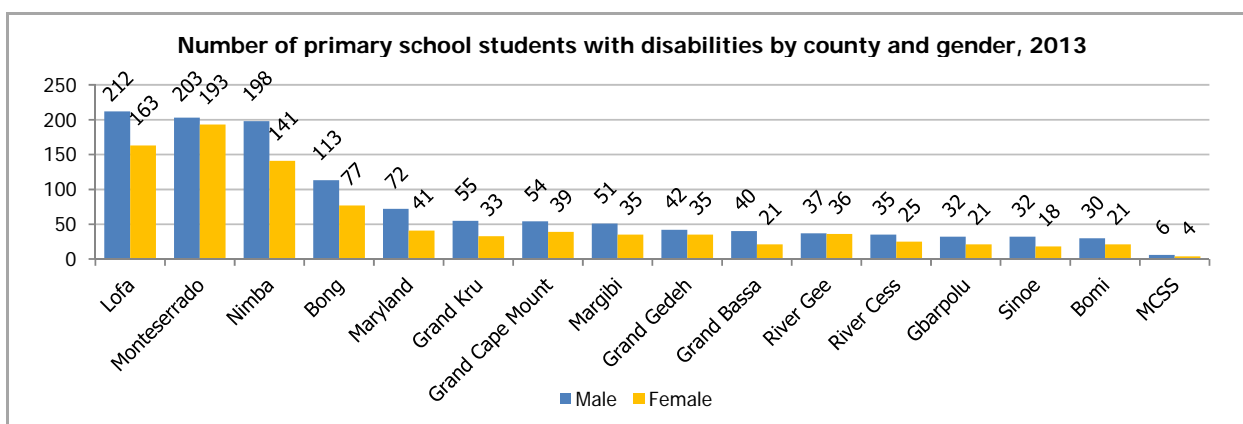


- ✓ NIR measures the level of access of new entrants of the official primary school entrance age compared to age 6 populations. NIR value of 100% indicates that a country's education system is, in principle, able to accommodate all of its primary new entrance age population.
- ✓ The official entry level primary school age in Liberia is 6 years.
- ✓ By definition, the NIR cannot exceed 100%. See Section 4.1.3 for the calculation formula.
- ✓ NIR value below 100% indicates non-enrollment of primary entrance age children, or presence of out-of-school children amongst the primary new entrance age population.
- ✓ Note that the net intake rate (NIR), similar to gross intake, varies from county to county, but no county has a NIR above 10% for both sexes combined. At a national level, NIR is 3.9%.
- ✓ While overall NIR fluctuates widely between counties, within each county there are differences between male and female Net Intake Rates especially in Margibi, Bomi and Sinoe.

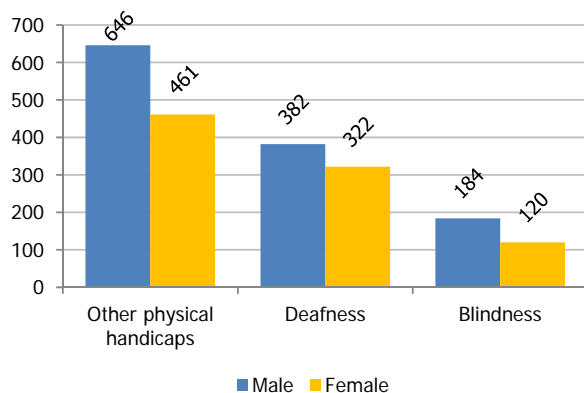
#### 7.1.4. Students with disability

**Number and % of primary school students with disabilities by county and gender, 2013**

County	Total			Male			Female		
	All students	S/With disability	S/with disability%	Students	S/With disability	S/with disability%	Students	S/with disability	S/with disability%
Bomi	10,995	51	0.5%	5,883	30	0.5%	5,112	21	0.4%
Bong	34,450	190	0.6%	19,205	113	0.6%	15,245	77	0.5%
Gbarpolu	10,983	53	0.5%	6,207	32	0.5%	4,776	21	0.4%
Grand Bassa	25,633	61	0.2%	13,867	40	0.3%	11,766	21	0.2%
Grand Cape Mount	14,012	93	0.7%	7,423	54	0.7%	6,589	39	0.6%
Grand Gedeh	13,852	77	0.6%	7,385	42	0.6%	6,467	35	0.5%
Grand Kru	10,908	88	0.8%	6,322	55	0.9%	4,586	33	0.7%
Lofa	33,478	375	1.1%	17,923	212	1.2%	15,555	163	1.0%
Margibi	29,219	86	0.3%	14,867	51	0.3%	14,352	35	0.2%
Maryland	15,842	113	0.7%	8,586	72	0.8%	7,256	41	0.6%
MCSS	11,697	10	0.1%	5,524	6	0.1%	6,173	4	0.1%
Monteserrado	71,133	396	0.6%	34,082	203	0.6%	37,051	193	0.5%
Nimba	65,804	339	0.5%	35,638	198	0.6%	30,166	141	0.5%
River Cess	7,229	60	0.8%	4,255	35	0.8%	2,974	25	0.8%
River Gee	9,085	73	0.8%	5,150	37	0.7%	3,935	36	0.9%
Sinoe	9,402	50	0.5%	5,204	32	0.6%	4,198	18	0.4%
<b>Total</b>	<b>373,722</b>	<b>2,115</b>	<b>0.6%</b>	<b>197,521</b>	<b>1,212</b>	<b>0.6%</b>	<b>176,201</b>	<b>903</b>	<b>0.5%</b>



**Number of primary school students with disabilities by type and gender, 2013**



- ✓ The number of primary students with disabilities is 2,115, which is roughly 0.6% of Liberian primary school enrollment.
- ✓ Monteserrado and Lofa are the counties with the greatest number of students with disabilities with at 396 and 375, respectively.
- ✓ Lofa is the county with the greatest percentage of students with disabilities. 1.1% of the primary school population in the country has been reported as having a disability.
- ✓ The most common type of disability recorded among students in primary school falls under the category "other physical handicaps". This includes impairments such as a missing or deformed limb, or partial paralysis in a limb.
- ✓ Deafness and blindness account for the next greatest number of students with disabilities.
- ✓ Over 700 primary pupils are considered deaf while over 300 are considered blind.

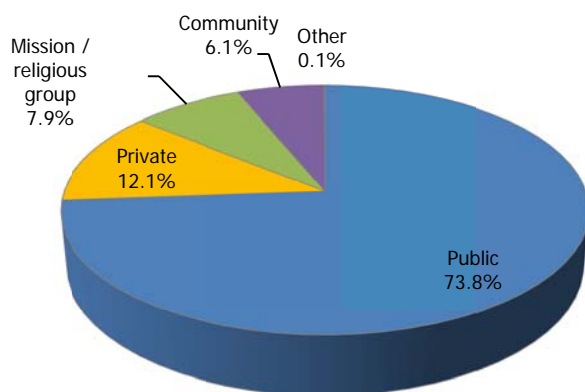
## 7.2. Resources

### 7.2.1. Primary schools

**Number and % of primary schools by county and ownership, 2013**

County	Total	Public		Private		Religious /Mission		Community		Other	
		Count	% total	Count	% total	Count	% total	Count	% total	Count	%total
Bomi	99	81	81.8%	7	7.1%	6	6.1%	5	5.1%	0	0.0%
Bong	283	236	83.4%	21	7.4%	13	4.6%	13	4.6%	0	0.0%
Gbarpolu	106	98	92.5%	0	0.0%	4	3.8%	4	3.8%	0	0.0%
Grand Bassa	187	114	61.0%	14	7.5%	19	10.2%	40	21.4%	0	0.0%
Grand Cape Mount	136	114	83.8%	6	4.4%	7	5.1%	9	6.6%	0	0.0%
Grand Gedeh	105	98	93.3%	3	2.9%	3	2.9%	1	1.0%	0	0.0%
Grand Kru	111	104	93.7%	0	0.0%	7	6.3%	0	0.0%	0	0.0%
Lofa	264	243	92.0%	5	1.9%	13	4.9%	3	1.1%	0	0.0%
Margibi	153	78	51.0%	37	24.2%	8	5.2%	30	19.6%	0	0.0%
Maryland	98	75	76.5%	5	5.1%	6	6.1%	11	11.2%	1	1.0%
MCSS	15	15	100.0%	0	0.0%	0	0.0%	0	0.0%	0	0.0%
Monteserrado	445	106	23.8%	222	49.9%	88	19.8%	29	6.5%	0	0.0%
Nimba	462	389	84.2%	17	3.7%	32	6.9%	23	5.0%	1	0.2%
River Cess	98	94	95.9%	0	0.0%	3	3.1%	1	1.0%	0	0.0%
River Gee	98	92	93.9%	0	0.0%	6	6.1%	0	0.0%	0	0.0%
Sinoe	125	119	95.2%	0	0.0%	5	4.0%	1	0.8%	0	0.0%
<b>Total</b>	<b>2,785</b>	<b>2,056</b>	<b>73.8%</b>	<b>337</b>	<b>12.1%</b>	<b>220</b>	<b>7.9%</b>	<b>170</b>	<b>6.1%</b>	<b>2</b>	<b>0.1%</b>

**% of primary schools by ownership, 2013**

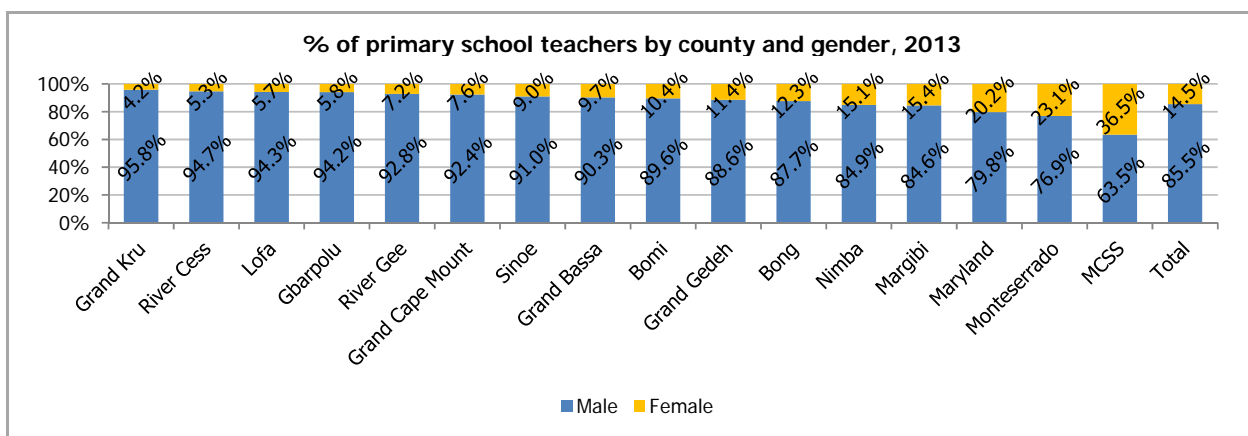
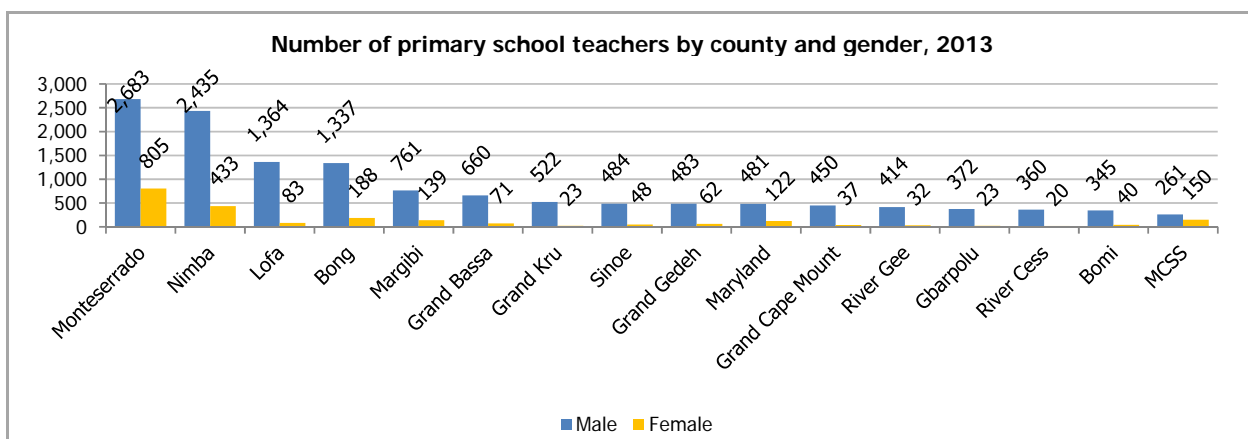


- ✓ There are 2,785 primary schools in Liberia.
- ✓ By county, the number of schools ranges from 15 in MCSS to 462 in Nimba.
- ✓ Counties with more than 200 primary schools in Liberia include Nimba, Monteserrado, Bong and Lofa.
- ✓ The overwhelming majority of primary schools in Liberia are public schools.
- ✓ Monteserrado, Margibi and Grand Bassa have the lowest percentage of public schools, at 23.8%, 51% and 61% respectively. In all other counties, greater than 75% of primary schools are public.
- ✓ Private schools do not account for much of the total number of schools at the primary level. It is interesting to note that Monteserrado, with the greatest number of primary schools, has far and away the largest percentage of non-public schools, at 50% for private and 20% for religious/mission. However, in the county with the second greatest number of primary schools (Nimba), the vast majority are public.

## 7.2.2. Teachers

**Number and % of primary school teachers by county and gender, 2013**

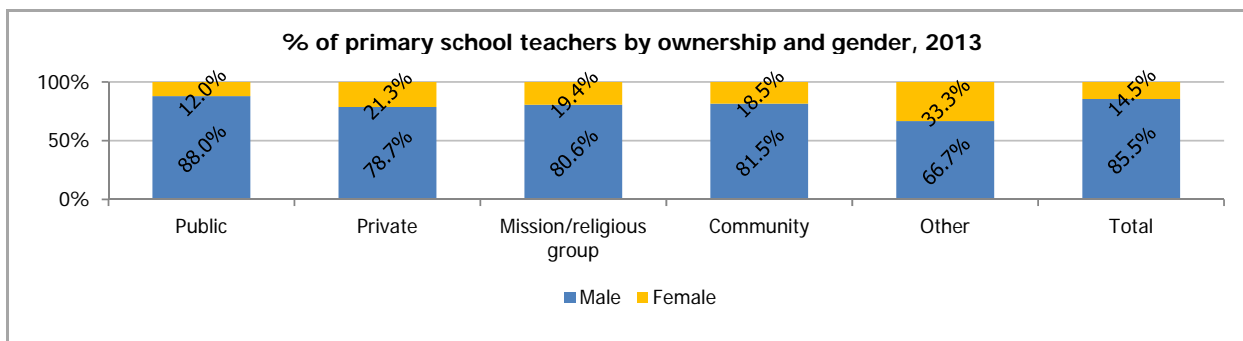
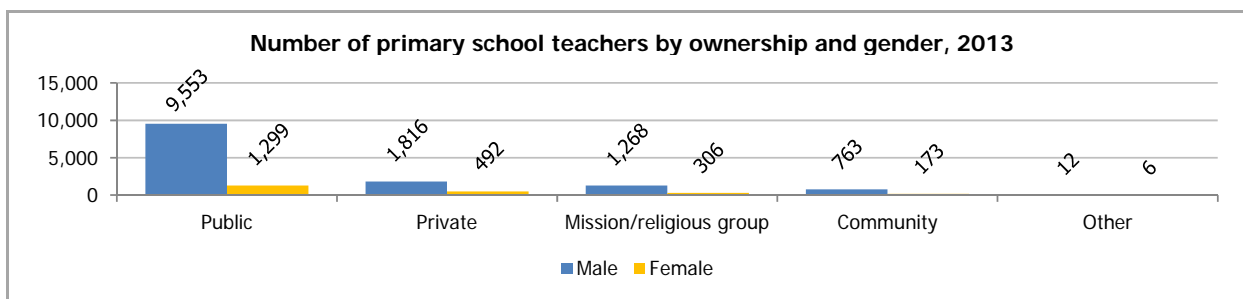
County	Total	Male		Female	
		Count	% total	Count	% total
Bomi	385	345	89.6%	40	10.4%
Bong	1,525	1,337	87.7%	188	12.3%
Gbarpolu	395	372	94.2%	23	5.8%
Grand Bassa	731	660	90.3%	71	9.7%
Grand Cape Mount	487	450	92.4%	37	7.6%
Grand Gedeh	545	483	88.6%	62	11.4%
Grand Kru	545	522	95.8%	23	4.2%
Lofa	1,447	1,364	94.3%	83	5.7%
Margibi	900	761	84.6%	139	15.4%
Maryland	603	481	79.8%	122	20.2%
MCSS	411	261	63.5%	150	36.5%
Monteserrado	3,488	2,683	76.9%	805	23.1%
Nimba	2,868	2,435	84.9%	433	15.1%
River Cess	380	360	94.7%	20	5.3%
River Gee	446	414	92.8%	32	7.2%
Sinoe	532	484	91.0%	48	9.0%
<b>Total</b>	<b>15,688</b>	<b>13,412</b>	<b>85.5%</b>	<b>2,276</b>	<b>14.5%</b>



- ✓ The vast majority of primary school teachers in Liberia are male. Males constitute 85.5% of the teaching force.
- ✓ In the county that is closest to gender parity for primary teachers, MCSS, males still make up over 60% of all teachers.
- ✓ Females make up more than 20% of the primary teaching force in Maryland, Monteserrado and MCSS.
- ✓ There are over 1,000 primary teachers in Monteserrado, Nimba, Bong and Lofa.
- ✓ There are six counties with over 100 female primary teachers: Monteserrado, Nimba, Bong, MCSS, Margibi and Maryland.

**Number and % of primary school teachers by ownership and gender, 2013**

Ownership	Total	Male		Female	
		Count	% total	Count	% total
Public	10,852	9,553	88.0%	1,299	12.0%
Private	2,308	1,816	78.7%	492	21.3%
Religious/Mission	1,574	1,268	80.6%	306	19.4%
Community	936	763	81.5%	173	18.5%
Other	18	12	66.7%	6	33.3%
<b>Total</b>	<b>15,688</b>	<b>13,412</b>	<b>85.5%</b>	<b>2,276</b>	<b>14.5%</b>

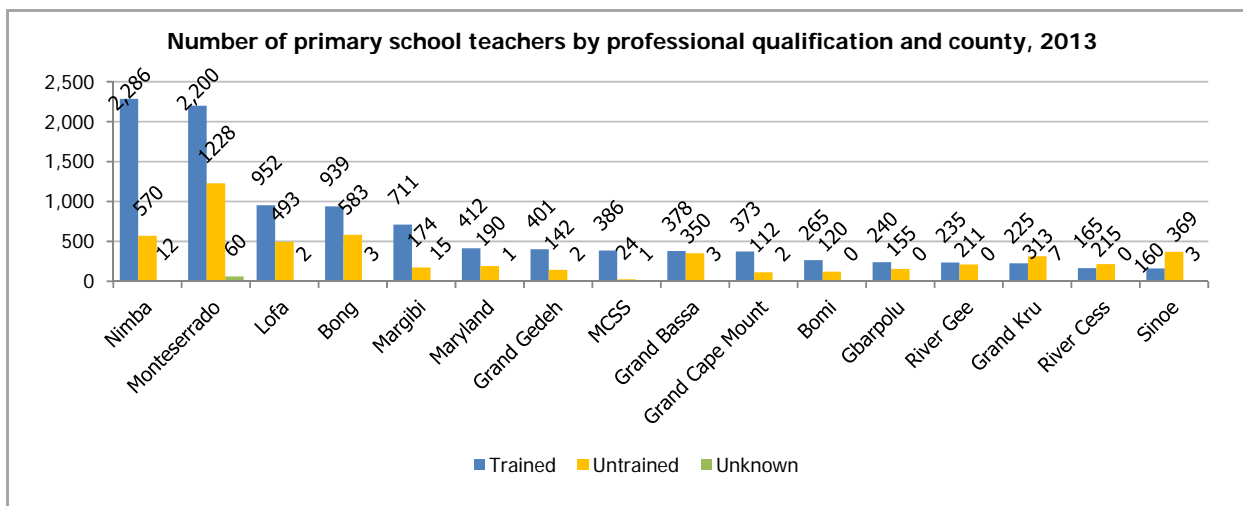


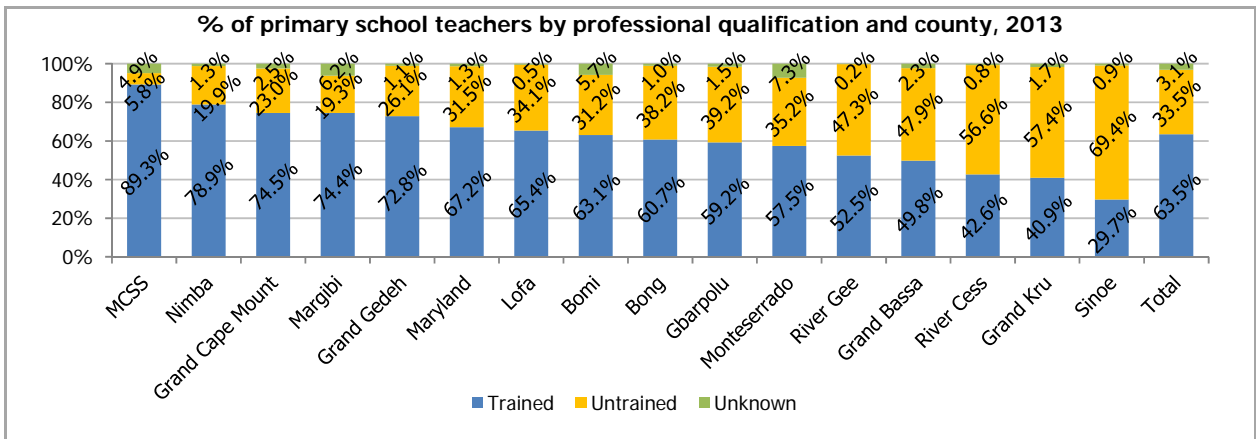
- ✓ Of all primary school teachers in Liberia, over 2/3 are in public schools.
- ✓ Among public school teachers, 88% are male and 12% are female.
- ✓ The gender disparity among primary teachers persists even when broken down according to school ownership type. Roughly 4 out of 5 Liberian primary teachers are male, regardless of whether in public, primary, religious or community schools.

**Number and % of primary school teachers by professional qualification and county, 2013**

County	Total	Trained		Untrained		Unknown	
		Count	% total	Count	% total	Count	% total
Bomi	385	265	63.1%	120	31.2%	0	5.7%
Bong	1,525	939	60.7%	583	38.2%	3	1.0%
Gbarpolu	395	240	59.2%	155	39.2%	0	1.5%
Grand Bassa	731	378	49.8%	350	47.9%	3	2.3%
Grand Cape Mount	487	373	74.5%	112	23.0%	2	2.5%
Grand Gedeh	545	401	72.8%	142	26.1%	2	1.1%
Grand Kru	545	225	40.9%	313	57.4%	7	1.7%
Lofa	1,447	952	65.4%	493	34.1%	2	0.5%
Margibi	900	711	74.4%	174	19.3%	15	6.2%
Maryland	603	412	67.2%	190	31.5%	1	1.3%
MCSS	411	386	89.3%	24	5.8%	1	4.9%
Monteserrado	3,488	2,200	57.5%	1,228	35.2%	60	7.3%
Nimba	2,868	2,286	78.9%	570	19.9%	12	1.3%
River Cess	380	165	42.6%	215	56.6%	0	0.8%
River Gee	446	235	52.5%	211	47.3%	0	0.2%
Sinoe	532	160	29.7%	369	69.4%	3	0.9%
<b>Total</b>	<b>15,688</b>	<b>10,328</b>	<b>63.5%</b>	<b>5,249</b>	<b>33.5%</b>	<b>111</b>	<b>3.1%</b>

\* "Trained" encompasses teachers with training from teacher training institute training (TTI), accelerated learning programs (ALP), and higher education/university training. "Unknown" teachers include those whose professional qualification was not reported.



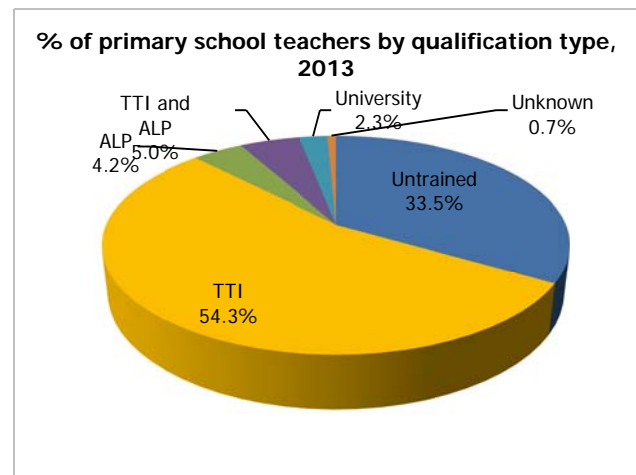
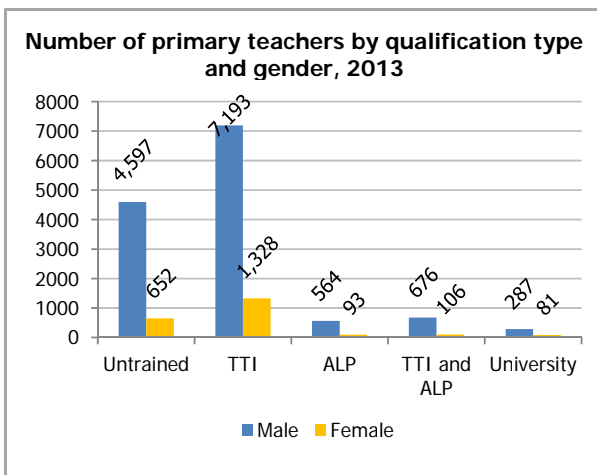


- ✓ The majority of primary teachers are considered trained in Liberia, at 63.5%.
- ✓ There are still, however, a large proportion of untrained teachers. Overall, over one thirds of primary teachers are untrained.
- ✓ The proportion of trained teachers varies relatively widely by county. For example, only 30% of primary teachers in Sinoe are trained, while almost 90% are trained in MCSS.
- ✓ Overall, there are 4 counties where fewer than 50% of primary teachers are trained; Grand Bassa, River Cess, Grand Kru and Sinoe.
- ✓ The percentage of untrained teachers ranges from 5% in MCSS to almost 70% in Sinoe.
- ✓ The percentage of teachers with unknown qualifications is relatively small, at only 3.1% nationally.

**Number and % of primary school teachers by county and qualification type, 2013**

County	Total	Untrained		TTI		ALP		TTI and ALP		University		Unknown	
		Count	% total	Count	% total	Count	% total	Count	% total	Count	% total	Count	% total
Bomi	385	120	31.2%	182	47.3%	27	7.0%	34	8.8%	22	5.7%	0	0.0%
Bong	1,525	583	38.2%	718	47.1%	71	4.7%	137	9.0%	13	0.9%	3	0.2%
Gbarpolu	395	155	39.2%	194	49.1%	21	5.3%	19	4.8%	6	1.5%	0	0.0%
Grand Bassa	731	350	47.9%	319	43.6%	14	1.9%	31	4.2%	14	1.9%	3	0.4%
Grand Cape Mount	487	112	23.0%	300	61.6%	31	6.4%	32	6.6%	10	2.1%	2	0.4%
Grand Gedeh	545	142	26.1%	281	51.6%	59	10.8%	57	10.5%	4	0.7%	2	0.4%
Grand Kru	545	313	57.4%	190	34.9%	29	5.3%	4	0.7%	2	0.4%	7	1.3%
Lofa	1,447	493	34.1%	814	56.3%	28	1.9%	105	7.3%	5	0.3%	2	0.1%
Margibi	900	174	19.3%	621	69.0%	30	3.3%	19	2.1%	41	4.6%	15	1.7%
Maryland	603	190	31.5%	311	51.6%	47	7.8%	47	7.8%	7	1.2%	1	0.2%
MCSS	411	24	5.8%	359	87.3%	3	0.7%	5	1.2%	19	4.6%	1	0.2%
Monteserrado	3,488	1,228	35.2%	1,739	49.9%	155	4.4%	111	3.2%	195	5.6%	60	1.7%
Nimba	2,868	570	19.9%	2,022	70.5%	93	3.2%	147	5.1%	24	0.8%	12	0.4%
River Cess	380	215	56.6%	128	33.7%	17	4.5%	17	4.5%	3	0.8%	0	0.0%
River Gee	446	211	47.3%	213	47.8%	14	3.1%	7	1.6%	1	0.2%	0	0.0%
Sinoe	532	369	69.4%	130	24.4%	18	3.4%	10	1.9%	2	0.4%	3	0.6%
<b>Total</b>	<b>15,688</b>	<b>5,249</b>	<b>33.5%</b>	<b>8,521</b>	<b>54.3%</b>	<b>657</b>	<b>4.2%</b>	<b>782</b>	<b>5.0%</b>	<b>368</b>	<b>2.3%</b>	<b>111</b>	<b>0.7%</b>

\* TTI is training from a teacher training institute (TTI). ALP is training from accelerated learning programs. "Unknown" teachers include those whose qualification type was not reported.



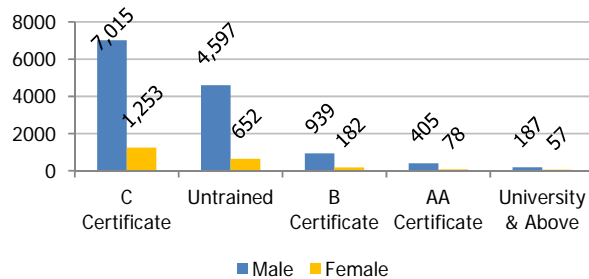
- ✓ The majority of all teachers have received formal training from a teacher training institute (54.3%); 7193 male and 1328 female.
- ✓ In 7 counties the number of TTI trained primary teachers is over 50%. They are: Grand Cape Mount, Grand Gedeh, Lofa, Margibi, Maryland, MCSS, and Nimba.
- ✓ Other modes of training such as accelerated learning program and university represent a significantly lower percentage of the overall trained primary teachers, at 4.2% and 2.3% respectively.

### Number and % of primary school teachers by county and type of certificate, 2013

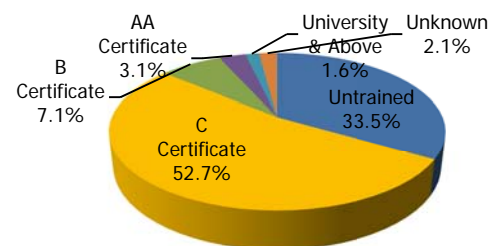
County	Total	Untrained		C Certificate		B Certificate		AA Certificate		University & Above		Unknown	
		Count	% total	Count	% total	Count	% total	Count	% total	Count	% total	Count	% total
Bomi	385	120	31.2%	215	55.8%	22	5.7%	14	3.6%	8	2.1%	6	1.6%
Bong	1,525	583	38.2%	837	54.9%	78	5.1%	9	0.6%	9	0.6%	9	0.6%
Gbarpolu	395	155	39.2%	208	52.7%	14	3.5%	8	2.0%	6	1.5%	4	1.0%
Grand Bassa	731	350	47.9%	279	38.2%	50	6.8%	37	5.1%	9	1.2%	6	0.8%
Grand Cape Mount	487	112	23.0%	324	66.5%	30	6.2%	7	1.4%	6	1.2%	8	1.6%
Grand Gedeh	545	142	26.1%	368	67.5%	15	2.8%	9	1.7%	2	0.4%	9	1.7%
Grand Kru	545	313	57.4%	180	33.0%	38	7.0%	4	0.7%	2	0.4%	8	1.5%
Lofa	1,447	493	34.1%	843	58.3%	88	6.1%	9	0.6%	5	0.3%	9	0.6%
Margibi	900	174	19.3%	525	58.3%	106	11.8%	41	4.6%	35	3.9%	19	2.1%
Maryland	603	190	31.5%	363	60.2%	25	4.1%	11	1.8%	6	1.0%	8	1.3%
MCSS	411	24	5.8%	256	62.3%	69	16.8%	37	9.0%	19	4.6%	6	1.5%
Monteserrado	3,488	1,228	35.2%	1,385	39.7%	368	10.6%	250	7.2%	121	3.5%	136	3.9%
Nimba	2,868	570	19.9%	2,028	70.7%	166	5.8%	40	1.4%	12	0.4%	52	1.8%
River Cess	380	215	56.6%	145	38.2%	2	0.5%	3	0.8%	2	0.5%	13	3.4%
River Gee	446	211	47.3%	193	43.3%	29	6.5%	1	0.2%	1	0.2%	11	2.5%
Sinoe	532	369	69.4%	119	22.4%	21	3.9%	3	0.6%	1	0.2%	19	3.6%
<b>Total</b>	<b>15,688</b>	<b>5,249</b>	<b>33.5%</b>	<b>8,268</b>	<b>52.7%</b>	<b>1,121</b>	<b>7.1%</b>	<b>483</b>	<b>3.1%</b>	<b>244</b>	<b>1.6%</b>	<b>323</b>	<b>2.1%</b>

\* As per the Education Reform Act 2011, the Grade C teaching certificate is for teaching primary school (grades 1-6) only and requires 1 year of training (two semesters). The Grade AA teaching certificate (equivalent to an associate's degree) is for teaching both primary and junior high secondary (grades 6-9) only and requires 2 years of training. The Grade B teaching certificate (equivalent to a bachelor's degree) is for teaching secondary school (grades 6-12) only and requires 2 years of training.

**Number of primary school teachers by type of certificate and gender, 2013**



**% of primary school teachers by type of certificate, 2013**



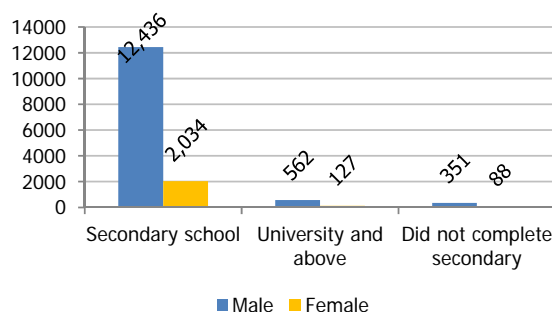
- ✓ Of the primary school teachers that are trained, the most common type of teaching certificate among both male and female primary teachers is the C certificate. 52.7% of primary teachers have a C certificate, compared to 7.1% who have a B certificate, and less than 5% each with an AA certificate or university level certificates.
- ✓ In 5 counties, the percentage of teachers with a C certificate is less than 50%. They are: Grand Bassa, Grand Kru, Monteserrado, River Cess, River Gee and Sinoe.
- ✓ Monteserrado contains the highest number of primary teachers that have received an associate (AA certificate) or university degree in education.

### Number and % of primary school teachers by academic qualification and county, 2013

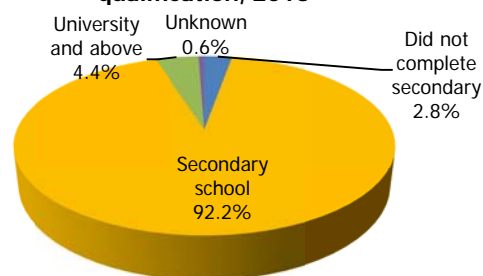
County	Total	Didn't complete secondary		Secondary school		University and above		Unknown	
		Count	% total	Count	% total	Count	% total	Count	% total
Bomi	385	14	3.6%	347	90.1%	24	6.2%	0	0.0%
Bong	1,525	36	2.4%	1,468	96.3%	20	1.3%	1	0.1%
Gbarpolu	395	16	4.1%	371	93.9%	8	2.0%	0	0.0%
Grand Bassa	731	46	6.3%	669	91.5%	16	2.2%	0	0.0%
Grand Cape Mount	487	15	3.1%	464	95.3%	8	1.6%	0	0.0%
Grand Gedeh	545	9	1.7%	525	96.3%	10	1.8%	1	0.2%
Grand Kru	545	19	3.5%	523	96.0%	3	0.6%	0	0.0%
Lofa	1,447	49	3.4%	1,373	94.9%	23	1.6%	2	0.1%
Margibi	900	9	1.0%	829	92.1%	55	6.1%	7	0.8%
Maryland	603	35	5.8%	557	92.4%	11	1.8%	0	0.0%
MCSS	411	7	1.7%	317	77.1%	84	20.4%	3	0.7%
Monteserrado	3,488	38	1.1%	3,011	86.3%	377	10.8%	62	1.8%
Nimba	2,868	64	2.2%	2,762	96.3%	31	1.1%	11	0.4%
River Cess	380	45	11.8%	329	86.6%	6	1.6%	0	0.0%
River Gee	446	6	1.3%	435	97.5%	4	0.9%	1	0.2%
Sinoe	532	31	5.8%	490	92.1%	9	1.7%	2	0.4%
<b>Total</b>	<b>15,688</b>	<b>439</b>	<b>2.8%</b>	<b>14,470</b>	<b>92.2%</b>	<b>689</b>	<b>4.4%</b>	<b>90</b>	<b>0.6%</b>

\* "Did not complete secondary" includes non-completion of primary and intermediate/lower secondary education levels. "Secondary school" attainment includes completion of secondary; high school/secondary diploma. "University and above" attainment includes completion of four (4) or more years of university education or its equivalent. "Unknown" teachers include those whose academic qualification was not reported.

**Number of primary school teachers by academic qualification and gender, 2013**



**% of primary school teachers by academic qualification, 2013**



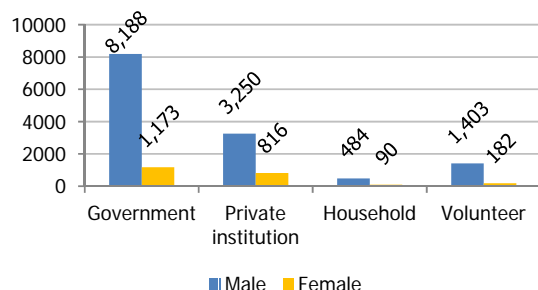
- ✓ The vast majority of male and female primary teachers in Liberia were educated to the secondary level (92.2%).
- ✓ Only in MCSS are fewer than 80% of primary teachers educated through secondary, although many teachers there were educated to university or above.
- ✓ Few primary teachers were educated to the university level, although in the county with the greatest number of teachers (Monteserrado), over 10% were educated to university or above.
- ✓ In MCSS, over 20% of primary teachers were educated to university or above.
- ✓ On the other hand, in River Cess, over 10% of primary teachers have not completed secondary schooling.
- ✓ At the national level, only 2.8% of primary teachers have not completed secondary schooling.

**Number and % of primary school teachers by source of salary and county, 2013**

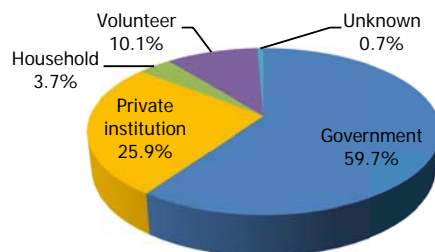
County	Total	Government		Private Inst.		Household		Volunteer		Unknown	
		Count	% total	Count	% total	Count	% total	Count	% total	Count	% total
Bomi	385	217	56.4%	76	19.7%	37	9.6%	54	14.0%	1	0.3%
Bong	1,525	1,160	76.1%	193	12.7%	23	1.5%	148	9.7%	1	0.1%
Gbarpolu	395	319	80.8%	23	5.8%	7	1.8%	45	11.4%	1	0.3%
Grand Bassa	731	327	44.7%	300	41.0%	58	7.9%	43	5.9%	3	0.4%
Grand Cape Mount	487	314	64.5%	60	12.3%	7	1.4%	106	21.8%	0	0.0%
Grand Gedeh	545	483	88.6%	24	4.4%	0	0.0%	38	7.0%	0	0.0%
Grand Kru	545	436	80.0%	61	11.2%	0	0.0%	48	8.8%	0	0.0%
Lofa	1,447	820	56.7%	114	7.9%	130	9.0%	366	25.3%	17	1.2%
Margibi	900	396	44.0%	412	45.8%	19	2.1%	47	5.2%	26	2.9%
Maryland	603	386	64.0%	122	20.2%	39	6.5%	55	9.1%	1	0.2%
MCSS	411	406	98.8%	0	0.0%	0	0.0%	5	1.2%	0	0.0%
Monteserrado	3,488	967	27.7%	2,198	63.0%	186	5.3%	101	2.9%	36	1.0%
Nimba	2,868	2,011	70.1%	390	13.6%	66	2.3%	390	13.6%	11	0.4%
River Cess	380	299	78.7%	9	2.4%	0	0.0%	72	18.9%	0	0.0%
River Gee	446	395	88.6%	32	7.2%	0	0.0%	14	3.1%	5	1.1%
Sinoe	532	425	79.9%	52	9.8%	2	0.4%	53	10.0%	0	0.0%
<b>Total</b>	<b>15,688</b>	<b>9,361</b>	<b>59.7%</b>	<b>4,066</b>	<b>25.9%</b>	<b>574</b>	<b>3.7%</b>	<b>1,585</b>	<b>10.1%</b>	<b>102</b>	<b>0.7%</b>

\* Private institutions include firms, religious bodies and NGOs. Household includes family and community. "Unknown" teachers include those whose source of salary was not reported.

**Number of primary school teachers by source of salary and gender, 2013**



**% of primary school teachers by source of salary, 2013**



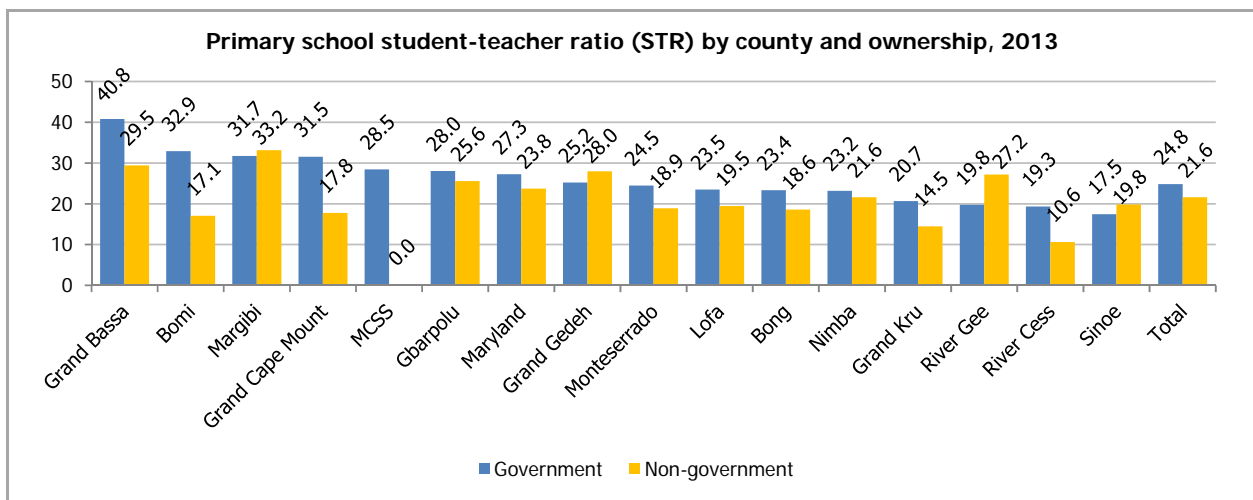
- ✓ The government pays most teacher salaries in Liberia. Almost 60% of teachers get their salary from the government.
- ✓ Private institutions make up the next most common source for teacher salaries, at 26%. Only in Monteserrado do more than 50% of teachers get their salary from private institutions.
- ✓ Nationally, 10.1% of primary teachers in Liberia are volunteers, and in 7 counties over 10% of primary teachers are volunteers.
- ✓ Almost 10% of teachers receive their salaries from households in three counties; Grand Bassa, Lofa and Bomi.
- ✓ The counties where the lowest percentage of teacher salaries government paid are Monteserrado (27.7%), Margibi (44%), Grand Bassa (44.7%) and Bomi (56.4%).
- ✓ The government is the source for more than 80% of teacher salaries in Gbarpolu, Grand Gedeh, Grand Kru, MCSS and River Gee.



### Primary school student-teacher ratio (STR) by county, 2013

County	Overall			Government			Non Government		
	Student	Teacher	STR	Student	Teacher	STR	Student	Teacher	STR
Bomi	10,995	385	28.6	9,186	279	32.9	1,809	106	17.1
Bong	34,450	1,525	22.6	29,897	1,280	23.4	4,553	245	18.6
Gbarpolu	10,983	395	27.8	10,012	357	28.0	971	38	25.6
Grand Bassa	25,633	731	35.1	14,735	361	40.8	10,898	370	29.5
Grand Cape Mount	14,012	487	28.8	12,271	389	31.5	1,741	98	17.8
Grand Gedeh	13,852	545	25.4	12,845	509	25.2	1,007	36	28.0
Grand Kru	10,908	545	20.0	10,067	487	20.7	841	58	14.5
Lofa	33,478	1,447	23.1	31,082	1,324	23.5	2,396	123	19.5
Margibi	29,219	900	32.5	13,962	440	31.7	15,257	460	33.2
Maryland	15,842	603	26.3	11,779	432	27.3	4,063	171	23.8
MCSS	11,697	411	28.5	11,697	411	28.5	0	0	0.0
Monteserrado	71,133	3,488	20.4	22,652	925	24.5	48,481	2,563	18.9
Nimba	65,804	2,868	22.9	55,605	2,396	23.2	10,199	472	21.6
River Cess	7,229	380	19.0	7,080	366	19.3	149	14	10.6
River Gee	9,085	446	20.4	8,106	410	19.8	979	36	27.2
Sinoe	9,402	532	17.7	8,489	486	17.5	913	46	19.8
<b>Total</b>	<b>373,722</b>	<b>15,688</b>	<b>23.8</b>	<b>269,465</b>	<b>10,852</b>	<b>24.8</b>	<b>104,257</b>	<b>4,836</b>	<b>21.6</b>

Student-Teacher Ratio (STR) may also be referred to as Pupil-Teacher Ratio or PTR



- ✓ Primary STR measures the level of human resources input in terms of the number of teachers in relation to the number of students.
- ✓ A high STR suggests that each teacher has to be responsible for a large number of students.
- ✓ The higher the STR, the lower the relative access students have to teachers. See section 4.2.1 for the calculation formula.
- ✓ The primary STR in Liberia is 23.8; 24.8 for government and 21.6 for non-government schools.
- ✓ The overall STR ranges from 17.7 in Sinoe to 35.1 in Grand Bassa.
- ✓ In government schools, the county with the greatest STR is Grand Bassa at 40.8. Overall there are three counties where the STR is below 20; River Cess, River Gee and Sinoe.
- ✓ In non-government schools the STR is generally lower than in government schools. In total there are 8 counties with STRs below 20.

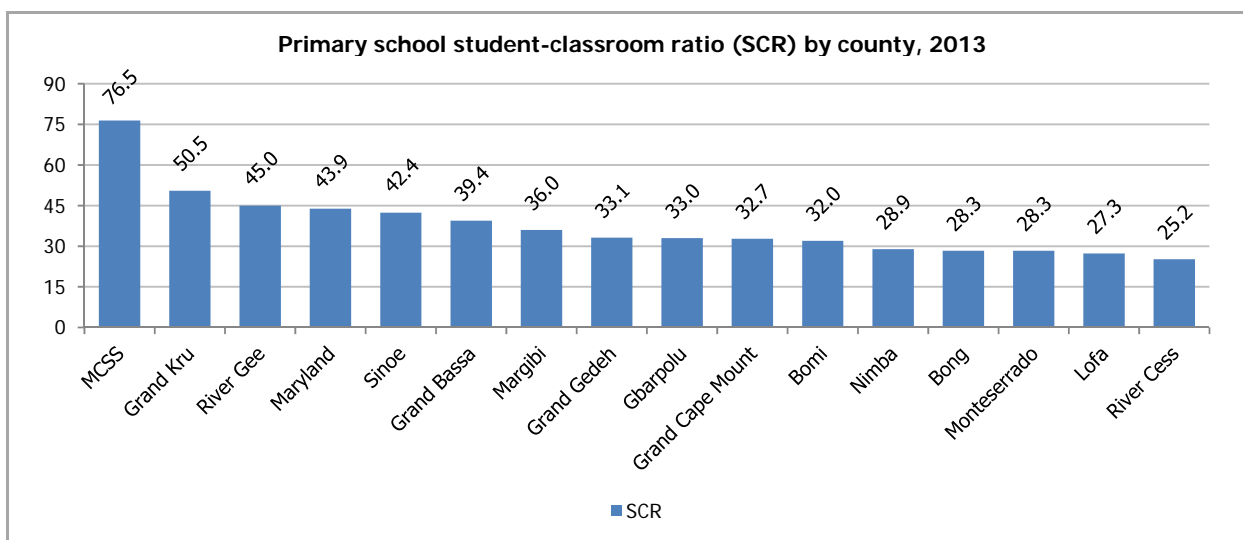
### 7.2.3. Classrooms

#### Number of primary school classrooms and student-classroom ratio (SCR) by county and type, 2013

County	Total	Solid	Semi-solid	Makeshift	Other	SCR
Bomi	405	181	163	54	7	32.0
Bong	1,405	311	905	152	37	28.3
Gbarpolu	477	78	255	115	29	33.0
Grand Bassa	799	326	324	135	14	39.4
Grand Cape Mount	492	157	271	53	11	32.7
Grand Gedeh	550	220	198	120	12	33.1
Grand Kru	512	51	165	275	21	50.5
Lofa	1,335	522	703	96	14	27.3
Margibi	898	429	383	53	33	36.0
Maryland	527	167	194	132	34	43.9
MCSS	154	147	6	0	1	76.5
Monteserrado	2,788	1,996	516	158	118	28.3
Nimba	2,543	503	1,771	241	28	28.9
River Cess	423	49	238	116	20	25.2
River Gee	436	115	87	232	2	45.0
Sinoe	536	141	81	305	9	42.4
<b>Total</b>	<b>14,280</b>	<b>5,393</b>	<b>6,260</b>	<b>2,237</b>	<b>390</b>	<b>32.1</b>

Student-Classroom Ratio (SCR) may also be referred to as Pupil-Classroom Ratio or PCR



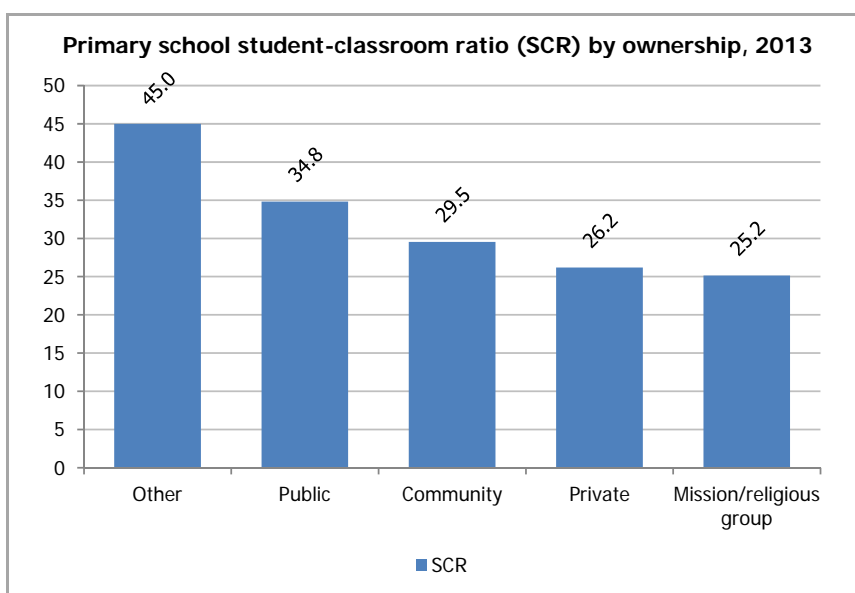


- ✓ Primary SCR measures the level of basic facilities available in terms of the number of classrooms in relation to the size of the student population.
- ✓ The higher the SCR, the lower the relative access of students to classrooms, and the greater potential for overcrowding of classrooms.
- ✓ The lower the SCR, the more conducive an environment is to learning, resulting in improved student performance. See section 4.2.2 for the calculation formula.
- ✓ Nationally the SCR for primary schools is at 32.1. This means, on average there are 32 children to a primary school classroom.
- ✓ Note, the SCR is particularly high in MCSS and Grand Kru, as both have SCR's of over 50.

#### Number and % of primary school classrooms by ownership, 2013

Ownership	Total	With solid and semi-solid classrooms		Without solid and semi-solid classrooms		SCR
		Count	% total	Count	% total	
Public	9906	7741	78.1%	2165	21.9%	34.8
Private	2039	1883	92.3%	156	7.7%	26.2
Religious/Mission	1336	1169	87.5%	167	12.5%	25.2
Community	990	851	86.0%	139	14.0%	29.5
Other	9	9	100.0%	0	0.0%	45.0
<b>Total</b>	<b>14,280</b>	<b>11,653</b>	<b>81.6%</b>	<b>2,627</b>	<b>18.4%</b>	<b>32.1</b>

"Unknown" classrooms include those whose numbers of classrooms were not reported.



- ✓ The majority of classrooms in Liberia are made from solid or semi solid materials, at 81.6%.
- ✓ Public schools contain the highest number of classrooms which are made from non-permanent structures, at 2165 classrooms. This means that the classrooms are constructed of make shift materials or potentially, class is delivered outside. Schools that have neither solid nor semi-solid classrooms are less able to provide a safe, appropriate environment conducive to learning.
- ✓ SCR ranges from 45 in "other" to 25.2 among religious/mission schools.

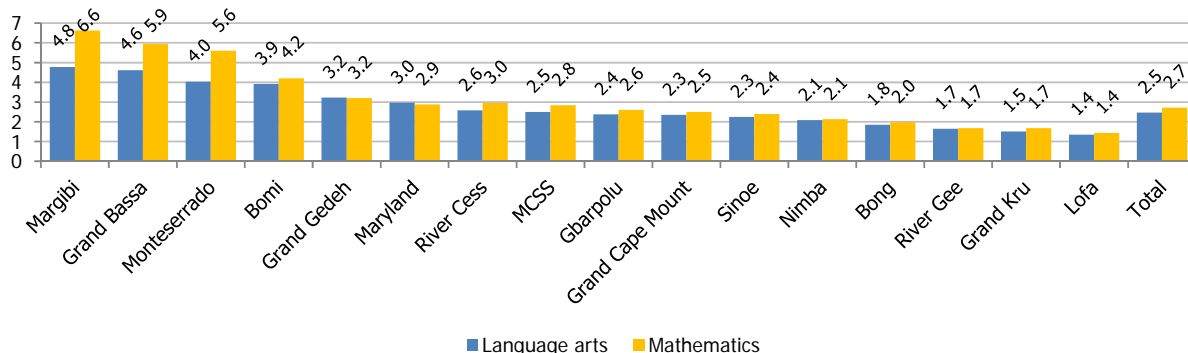
## 7.2.4. Curriculum and instruction

**Primary school student-textbook ratio<sup>13</sup> (STextR) by county and subject 2013**

County	Enrollment	Language Arts		Math		Social Studies		Science		Other	
		Count	STextR	Count	STextR	Count	STextR	Count	STextR	Count	STextR
Bomi	10,995	2,804	3.9	2,615	4.2	2,446	4.5	2,349	4.7	3,951	2.8
Bong	34,450	18,672	1.8	17,397	2.0	17,452	2.0	15,013	2.3	8,765	3.9
Gbarpolu	10,983	4,608	2.4	4,222	2.6	3,450	3.2	3,398	3.2	1,925	5.7
Grand Bassa	25,633	5,552	4.6	4,310	5.9	3,557	7.2	3,578	7.2	1,437	17.8
Grand Cape Mount	14,012	5,965	2.3	5,606	2.5	5,450	2.6	5,165	2.7	2,185	6.4
Grand Gedeh	13,852	4,292	3.2	4,326	3.2	4,497	3.1	3,872	3.6	1,681	8.2
Grand Kru	10,908	7,213	1.5	6,507	1.7	6,636	1.6	6,141	1.8	1,232	8.9
Lofa	33,478	24,703	1.4	23,279	1.4	24,023	1.4	20,196	1.7	10,044	3.3
Margibi	29,219	6,121	4.8	4,407	6.6	3,880	7.5	4,256	6.9	2,504	11.7
Maryland	15,842	5,334	3.0	5,508	2.9	5,467	2.9	5,204	3.0	1,077	14.7
MCSS	11,697	4,672	2.5	4,116	2.8	4,521	2.6	4,808	2.4	6,229	1.9
Monteserrado	71,133	17,661	4.0	12,680	5.6	10,492	6.8	11,356	6.3	14,110	5.0
Nimba	65,804	31,557	2.1	30,802	2.1	31,207	2.1	26,655	2.5	10,153	6.5
River Cess	7,229	2,802	2.6	2,442	3.0	2,156	3.4	2,164	3.3	429	16.9
River Gee	9,085	5,499	1.7	5,413	1.7	5,471	1.7	4,643	2.0	3,760	2.4
Sinoe	9,402	4,170	2.3	3,927	2.4	3,719	2.5	3,348	2.8	925	10.2
<b>Total</b>	<b>373,722</b>	<b>151,625</b>	<b>2.5</b>	<b>137,557</b>	<b>2.7</b>	<b>134,424</b>	<b>2.8</b>	<b>122,146</b>	<b>3.1</b>	<b>70,407</b>	<b>5.3</b>

\* Language arts include English, literature, and foreign languages. Mathematics includes arithmetic, algebra, trigonometry, etc. Sciences include general science, physical education, biology, chemistry, and physics. Social studies include civics, history, and geography. Other includes any other books that are not included in categories listed. Unknown includes those textbooks that were not reported.

**Primary school student-textbook ratio (STextR) by county and subject (language arts and mathematics), 2013**



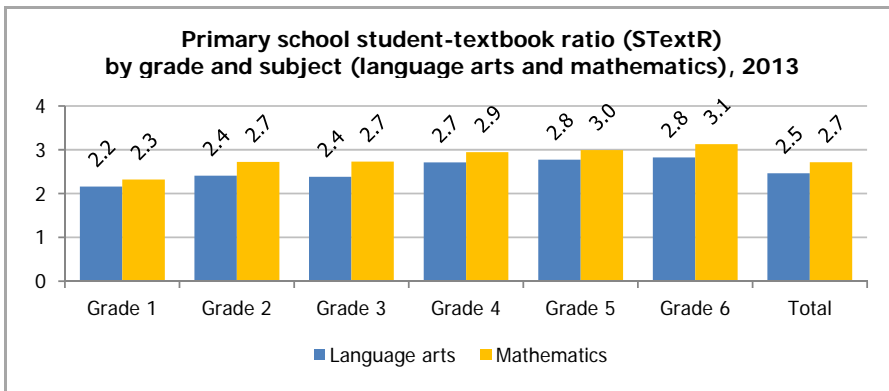
- ✓ The student-textbook ratio (STextR) is a ratio of the number of students to the number of textbooks.
- ✓ A STextR of over 1.0 means that there is more than one student per textbook, so textbooks must be shared.
- ✓ By subject, the STextR is lowest for language arts, math and science at the primary level. It is 2.5 for language arts, 2.7 for math and 2.8 for social studies.
- ✓ The counties with the highest STextRs are Monteserrado, Margibi and Grand Bassa.
- ✓ Only a handful of counties have STextRs below 2, meaning there are fewer than 2 students for every textbook. The counties with the lowest STextRs are River Gee, Lofa, Grand Kru and Bong.
- ✓ Outside of the four main subjects of language arts, math, science and social science, the STextR is much higher, meaning there are far fewer textbooks per student.

**Primary school student-textbook ratio (STextR) by grade and subject, 2013**

Grade	Enrollment	Language Arts		Math		Social Studies		Science		Other	
		Count	STextR	Count	STextR	Count	STextR	Count	STextR	Count	STextR
Grade 1	88,525	40,948	2.2	38,138	2.3	31,134	2.8	28,529	3.1	18,851	4.7
Grade 2	70,689	29,338	2.4	25,966	2.7	26,729	2.6	24,085	2.9	15,133	4.7
Grade 3	64,768	27,177	2.4	23,716	2.7	24,238	2.7	21,454	3.0	13,330	4.9
Grade 4	58,130	21,419	2.7	19,735	2.9	20,748	2.8	18,961	3.1	8,200	7.1
Grade 5	49,668	17,906	2.8	16,593	3.0	17,554	2.8	16,042	3.1	7,553	6.6
Grade 6	41,942	14,837	2.8	13,409	3.1	14,021	3.0	13,075	3.2	7,340	5.7
<b>Total</b>	<b>373,722</b>	<b>151,625</b>	<b>2.5</b>	<b>137,557</b>	<b>2.7</b>	<b>134,424</b>	<b>2.8</b>	<b>122,146</b>	<b>3.1</b>	<b>70,407</b>	<b>5.3</b>

\* Language arts include English, literature, and foreign languages. Mathematics includes arithmetic, algebra, trigonometry, etc. Sciences include general science, physical education, biology, chemistry, and physics. Social studies include civics, history, and geography. Other includes any other books that are not included in categories listed. Unknown includes those textbooks that were not reported.

<sup>13</sup> The student-textbook ratio (STextR) can also be referred to as the pupil-textbook ratio (PTextR)

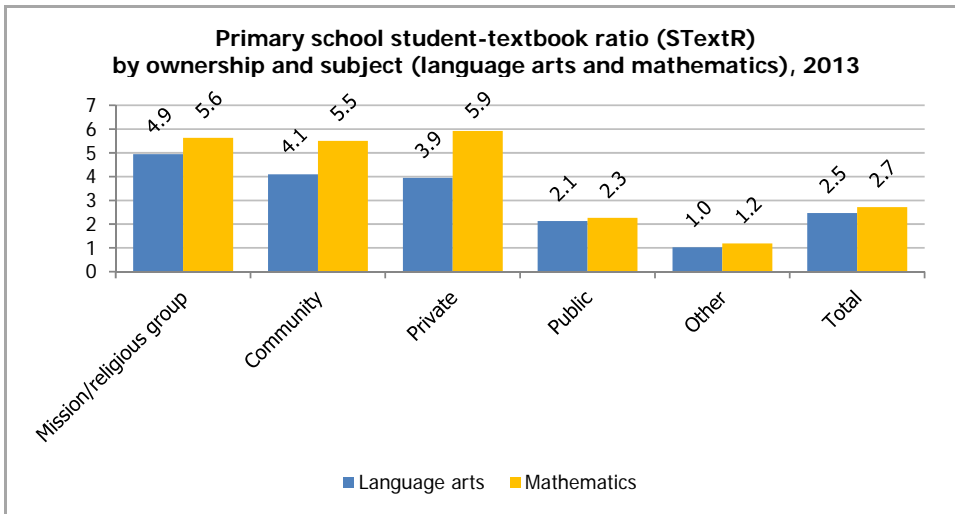


- ✓ The general trend is for the STextR to get bigger by grade of primary school.
- ✓ This is despite the drop in enrollment numbers, meaning there are much fewer textbooks at upper grades of primary.
- ✓ Between grades 1 and 6, the language arts STextR grows from 2.2 to 2.8, the math STextR grows from 2.3 to 3.1 and the social studies STextR grows more modestly, from 2.8 to 3.0.

**Primary school student-textbook ratio (STextR) by ownership and subject, 2013**

Ownership	Enrollment	Language Arts		Math		Social Studies		Science		Other	
		Count	STextR	Count	STextR	Count	STextR	Count	STextR	Count	STextR
Public	269,465	126,651	2.1	119,108	2.3	119,300	2.3	105,105	2.6	57,462	4.7
Private	49,312	12,489	3.9	8,323	5.9	6,658	7.4	8,147	6.1	6,745	7.3
Religious/Mission	29,405	5,951	4.9	5,219	5.6	4,065	7.2	4,683	6.3	3,339	8.8
Community	25,135	6,140	4.1	4,566	5.5	4,061	6.2	3,910	6.4	2,771	9.1
Other	405	394	1.0	341	1.2	340	1.2	301	1.3	90	4.5
<b>Total</b>	<b>373,722</b>	<b>151,625</b>	<b>2.5</b>	<b>137,557</b>	<b>2.7</b>	<b>134,424</b>	<b>2.8</b>	<b>122,146</b>	<b>3.1</b>	<b>70,407</b>	<b>5.3</b>

\* Language arts include English, literature, and foreign languages. Mathematics includes arithmetic, algebra, trigonometry, etc. Sciences include general science, physical education, biology, chemistry, and physics. Social studies include civics, history, and geography. Other includes any other books that are not included in categories listed. Unknown includes those textbooks that were not reported.



- ✓ The student-textbook ratio (STextR) stays relatively constant across grades and subjects for primary school.
- ✓ Interestingly, the STextR is lowest in all subjects in public schools.

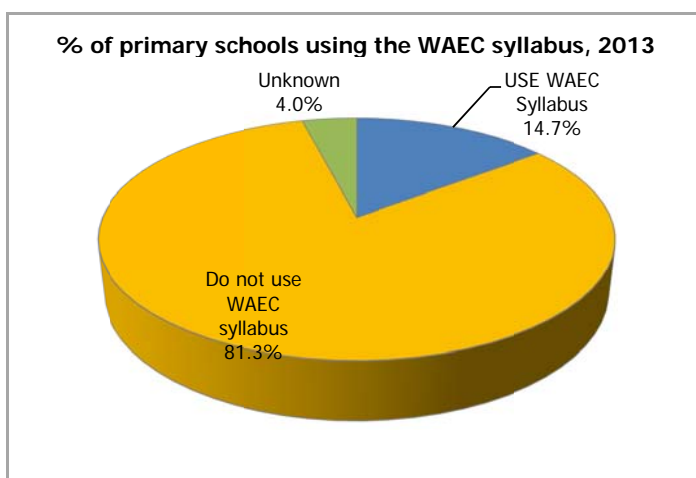
**Number and % of primary schools using national curriculum by county, 2013**

County	Total	Use national curriculum		Do not use national curriculum		Unknown	
		Count	%total	Count	%total	Count	%total
Bomi	99	99	100.0%	0	0.0%	0	0.0%
Bong	283	281	99.3%	1	0.4%	1	0.4%
Gbarpolu	106	106	100.0%	0	0.0%	0	0.0%
Grand Bassa	187	184	98.4%	1	0.5%	2	1.1%
Grand Cape Mount	136	135	99.3%	0	0.0%	1	0.7%
Grand Gedeh	105	104	99.0%	0	0.0%	1	1.0%
Grand Kru	111	110	99.1%	0	0.0%	1	0.9%
Lofa	264	261	98.9%	0	0.0%	3	1.1%
Margibi	153	151	98.7%	0	0.0%	2	1.3%
Maryland	98	97	99.0%	0	0.0%	1	1.0%
MCSS	15	15	100.0%	0	0.0%	0	0.0%
Monteserrado	445	441	99.1%	2	0.4%	2	0.4%
Nimba	462	457	98.9%	4	0.9%	1	0.2%
River Cess	98	98	100.0%	0	0.0%	0	0.0%
River Gee	98	98	100.0%	0	0.0%	0	0.0%
Sinoe	125	124	99.2%	1	0.8%	0	0.0%
<b>Total</b>	<b>2,785</b>	<b>2,761</b>	<b>99.1%</b>	<b>9</b>	<b>0.3%</b>	<b>15</b>	<b>0.5%</b>

- ✓ Nationally, 99.1% of primary schools use the national curriculum. Only 9 schools do not use the national curriculum while 15 were unresponsive to this question.

### Number and % of primary schools using WAEC syllabus by county, 2013

County	Total	Use WAEC syllabus		Do not use WAEC syllabus		Unknown	
		Count	%total	Count	%total	Count	%total
Bomi	99	3	3.0%	95	96.0%	1	1.0%
Bong	283	37	13.1%	236	83.4%	10	3.5%
Gbarpolu	106	9	8.5%	94	88.7%	3	2.8%
Grand Bassa	187	9	4.8%	173	92.5%	5	2.7%
Grand Cape Mount	136	12	8.8%	119	87.5%	5	3.7%
Grand Gedeh	105	22	21.0%	79	75.2%	4	3.8%
Grand Kru	111	4	3.6%	105	94.6%	2	1.8%
Lofa	264	18	6.8%	232	87.9%	14	5.3%
Margibi	153	31	20.3%	107	69.9%	15	9.8%
Maryland	98	10	10.2%	87	88.8%	1	1.0%
MCSS	15	2	13.3%	13	86.7%	0	0.0%
Monteserrado	445	166	37.3%	251	56.4%	28	6.3%
Nimba	462	69	14.9%	375	81.2%	18	3.9%
River Cess	98	6	6.1%	92	93.9%	0	0.0%
River Gee	98	4	4.1%	91	92.9%	3	3.1%
Sinoe	125	7	5.6%	115	92.0%	3	2.4%
<b>Total</b>	<b>2,785</b>	<b>409</b>	<b>14.7%</b>	<b>2,264</b>	<b>81.3%</b>	<b>112</b>	<b>4.0%</b>



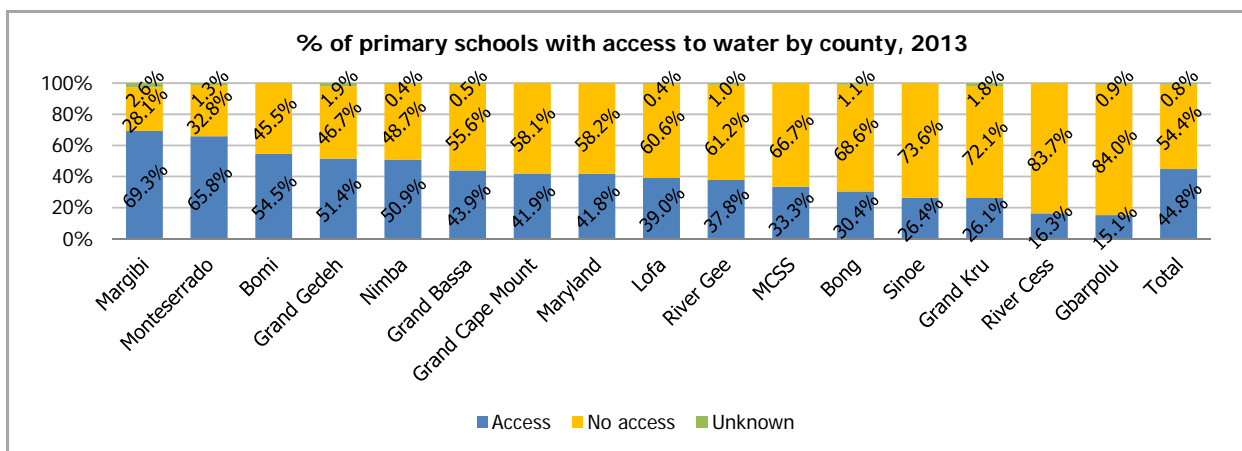
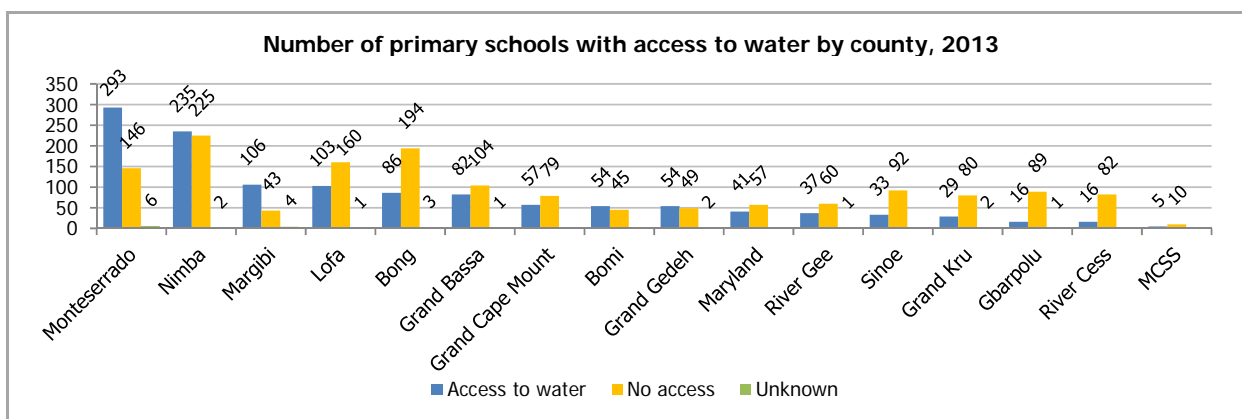
- ✓ The majority of primary schools in Liberia do not use the West African Examination Council (WAEC) syllabus.
- ✓ By county, the greatest percentage of schools to use the WAEC syllabus is in Monteserrado. Still, 56.4% of primary schools in Monteserrado do not use the WAEC syllabus.
- ✓ There are six counties in Liberia where over 90% of primary schools do not use the WAEC syllabus.
- ✓ The counties where the greatest percentages of primary schools do not use the WAEC syllabus are Bomi (96%) and Grand Kru (94.6%).
- ✓ There is only one county (Monteserrado) where more than 100 primary schools use the WAEC syllabus.

## 7.2.5. Facilities

### Number and % of primary schools with and without access to water by county, 2013

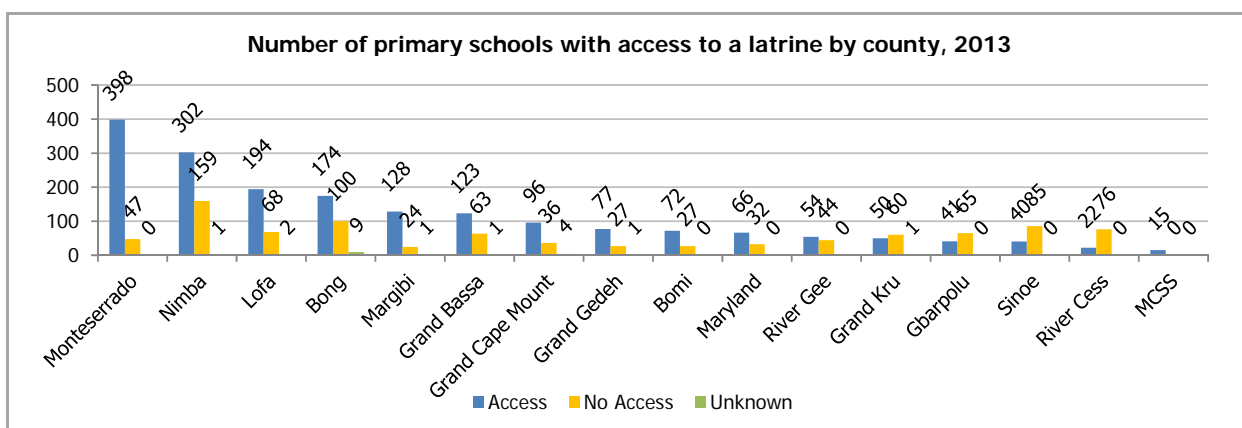
County	Total	Access		No access		Unknown	
		Count	% total	Count	% total	Count	% total
Bomi	99	54	54.5%	45	45.5%	0	0.0%
Bong	283	86	30.4%	194	68.6%	3	1.1%
Gbarpolu	106	16	15.1%	89	84.0%	1	0.9%
Grand Bassa	187	82	43.9%	104	55.6%	1	0.5%
Grand Cape Mount	136	57	41.9%	79	58.1%	0	0.0%
Grand Gedeh	105	54	51.4%	49	46.7%	2	1.9%
Grand Kru	111	29	26.1%	80	72.1%	2	1.8%
Lofa	264	103	39.0%	160	60.6%	1	0.4%
Margibi	153	106	69.3%	43	28.1%	4	2.6%
Maryland	98	41	41.8%	57	58.2%	0	0.0%
MCSS	15	5	33.3%	10	66.7%	0	0.0%
Monteserrado	445	293	65.8%	146	32.8%	6	1.3%
Nimba	462	235	50.9%	225	48.7%	2	0.4%
River Cess	98	16	16.3%	82	83.7%	0	0.0%
River Gee	98	37	37.8%	60	61.2%	1	1.0%
Sinoe	125	33	26.4%	92	73.6%	0	0.0%
<b>Total</b>	<b>2,785</b>	<b>1,247</b>	<b>44.8%</b>	<b>1,515</b>	<b>54.4%</b>	<b>23</b>	<b>0.8%</b>

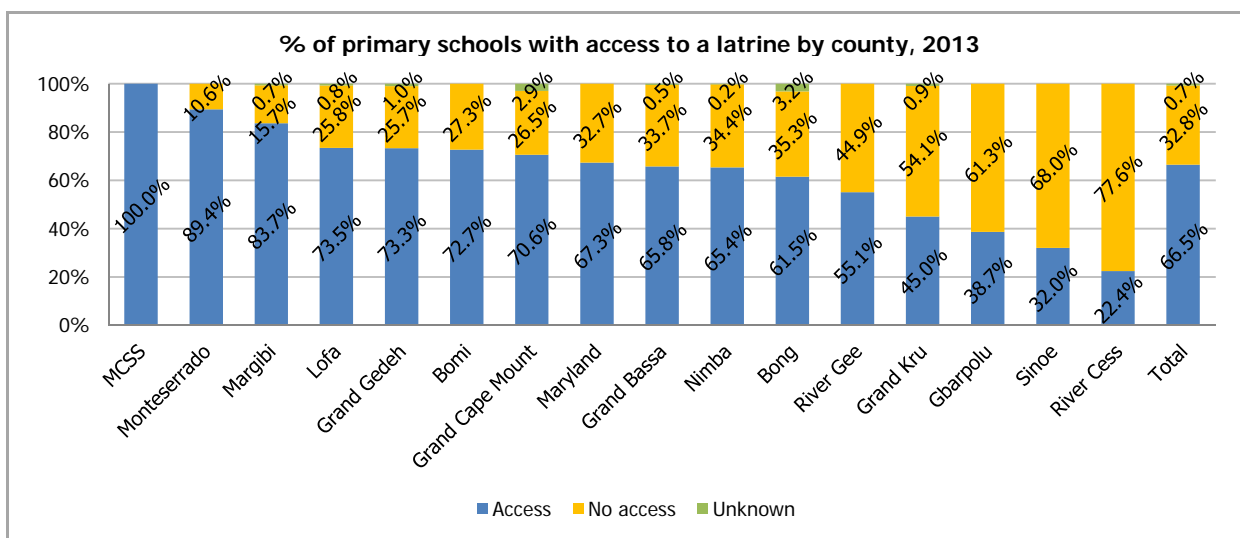
- ✓ Inadequate access to drinking water can lead to students not attending or underperforming in school.
- ✓ 44.8% of primary schools have access to water, while 54.4% do not. This means that most primary schools in Liberia do not have access to water.
- ✓ The percentage of schools that have access to water by county varies widely.
- ✓ The percentage of schools with no access to water ranges from 28.1% in Margibi to 84% in River Cess and Gbarpolu.
- ✓ The percentage of schools whose access to water is negligible, at under 1% nationally.



**Number and % of primary schools with and without access to a latrine by county, 2013**

County	Total	Access		No access		Unknown	
		Count	% total	Count	% total	Count	% total
Bomi	99	72	72.7%	27	27.3%	0	0.0%
Bong	283	174	61.5%	100	35.3%	9	3.2%
Gbarpolu	106	41	38.7%	65	61.3%	0	0.0%
Grand Bassa	187	123	65.8%	63	33.7%	1	0.5%
Grand Cape Mount	136	96	70.6%	36	26.5%	4	2.9%
Grand Gedeh	105	77	73.3%	27	25.7%	1	1.0%
Grand Kru	111	50	45.0%	60	54.1%	1	0.9%
Lofa	264	194	73.5%	68	25.8%	2	0.8%
Margibi	153	128	83.7%	24	15.7%	1	0.7%
Maryland	98	66	67.3%	32	32.7%	0	0.0%
MCSS	15	15	100.0%	0	0.0%	0	0.0%
Monteserrado	445	398	89.4%	47	10.6%	0	0.0%
Nimba	462	302	65.4%	159	34.4%	1	0.2%
River Cess	98	22	22.4%	76	77.6%	0	0.0%
River Gee	98	54	55.1%	44	44.9%	0	0.0%
Sinoe	125	40	32.0%	85	68.0%	0	0.0%
<b>Total</b>	<b>2,785</b>	<b>1,852</b>	<b>66.5%</b>	<b>913</b>	<b>32.8%</b>	<b>20</b>	<b>0.7%</b>



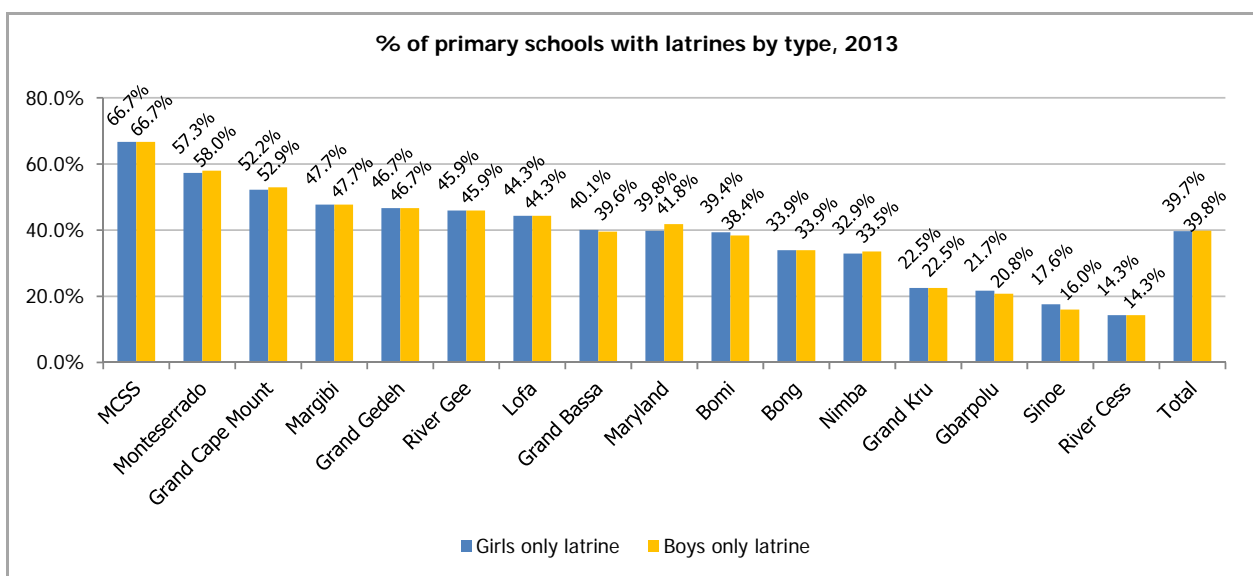


**Number of primary schools with latrines by type and county, 2013**

County	Schools*	Boys only latrine		Girls only latrine	
		Count	% total	Count	% total
Bomi	99	38	38.4%	39	39.4%
Bong	283	96	33.9%	96	33.9%
Gbarpolu	106	22	20.8%	23	21.7%
Grand Bassa	187	74	39.6%	75	40.1%
Grand Cape Mount	136	72	52.9%	71	52.2%
Grand Gedeh	105	49	46.7%	49	46.7%
Grand Kru	111	25	22.5%	25	22.5%
Lofa	264	117	44.3%	117	44.3%
Margibi	153	73	47.7%	73	47.7%
Maryland	98	41	41.8%	39	39.8%
MCSS	15	10	66.7%	10	66.7%
Monteserrado	445	258	58.0%	255	57.3%
Nimba	462	155	33.5%	152	32.9%
River Cess	98	14	14.3%	14	14.3%
River Gee	98	45	45.9%	45	45.9%
Sinoe	125	20	16.0%	22	17.6%
<b>Total</b>	<b>2,785</b>	<b>1,109</b>	<b>39.8%</b>	<b>1,105</b>	<b>39.7%</b>

\* This is the total number of primary schools. It does not equal to the sum of boys only latrine and girls only latrine.

\*\* This section includes only schools which responded to this section.

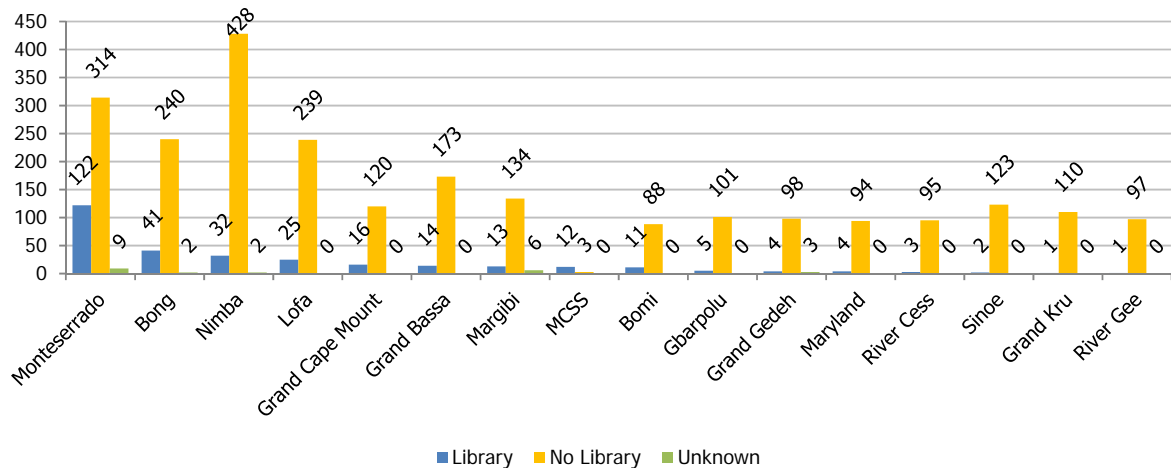


- ✓ Inadequate access to toilet facilities can lead to student illness, underperformance and non-attendance in schools. Greater access to toilet facilities provides an environment more conducive to learning, especially for female students.
- ✓ The percentage of public primary schools with no access to toilet facilities is just under 70% nationally.
- ✓ The percentage of public primary schools with access to toilet facilities ranges from 51.9% in Monteserrado to 9.9% in River Cess.
- ✓ Monteserrado is the only county where a greater number of primary schools have access to toilet facilities than those that do not.

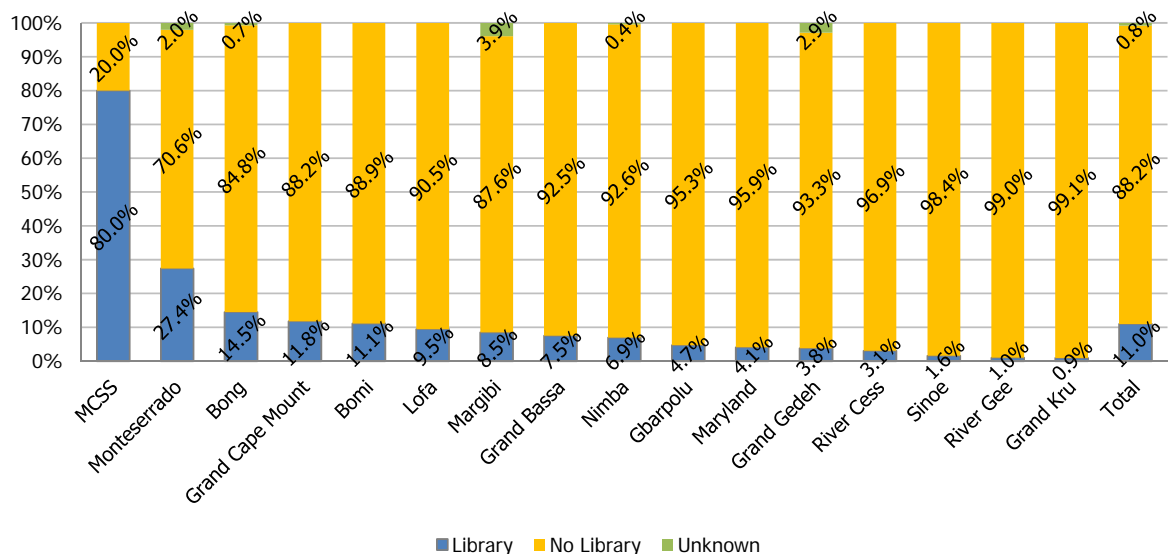
### Number and % of primary schools with a library by county, 2013

County	Schools	Library		No Library		Unknown	
		Count	% total	Count	% total	Count	% total
Bomi	99	11	11.1%	88	88.9%	0	0.0%
Bong	283	41	14.5%	240	84.8%	2	0.7%
Gbarpolu	106	5	4.7%	101	95.3%	0	0.0%
Grand Bassa	187	14	7.5%	173	92.5%	0	0.0%
Grand Cape Mount	136	16	11.8%	120	88.2%	0	0.0%
Grand Gedeh	105	4	3.8%	98	93.3%	3	2.9%
Grand Kru	111	1	0.9%	110	99.1%	0	0.0%
Lofa	264	25	9.5%	239	90.5%	0	0.0%
Margibi	153	13	8.5%	134	87.6%	6	3.9%
Maryland	98	4	4.1%	94	95.9%	0	0.0%
MCSS	15	12	80.0%	3	20.0%	0	0.0%
Monteserrado	445	122	27.4%	314	70.6%	9	2.0%
Nimba	462	32	6.9%	428	92.6%	2	0.4%
River Cess	98	3	3.1%	95	96.9%	0	0.0%
River Gee	98	1	1.0%	97	99.0%	0	0.0%
Sinoe	125	2	1.6%	123	98.4%	0	0.0%
<b>Total</b>	<b>2,785</b>	<b>306</b>	<b>11.0%</b>	<b>2,457</b>	<b>88.2%</b>	<b>22</b>	<b>0.8%</b>

Number of primary schools with a library by county, 2013



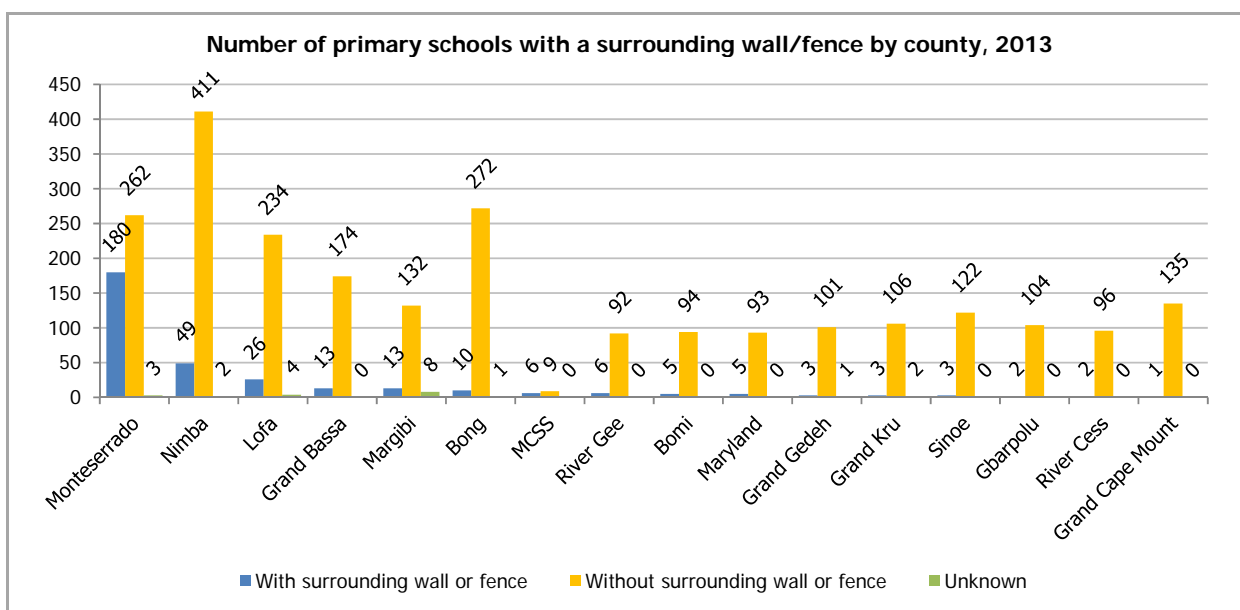
% of primary schools with a library by county, 2013



- ✓ Nationally, 88.2% of primary schools do not have a library, with only 11% of schools having access to such facilities.
- ✓ Note; in MCSS 80% of all schools have a library while in Grand Kru and River Gee only 1 school has a library.

### Number and % of primary schools with a surrounding wall or fence by county, 2013

County	Schools	Surrounding wall/fence		No surrounding wall/fence		Unknown	
		Count	% total	Count	% total	Count	% total
Bomi	99	5	5.1%	94	94.9%	0	0.0%
Bong	283	10	3.5%	272	96.1%	1	0.4%
Gbarpolu	106	2	1.9%	104	98.1%	0	0.0%
Grand Bassa	187	13	7.0%	174	93.0%	0	0.0%
Grand Cape Mount	136	1	0.7%	135	99.3%	0	0.0%
Grand Gedeh	105	3	2.9%	101	96.2%	1	1.0%
Grand Kru	111	3	2.7%	106	95.5%	2	1.8%
Lofa	264	26	9.8%	234	88.6%	4	1.5%
Margibi	153	13	8.5%	132	86.3%	8	5.2%
Maryland	98	5	5.1%	93	94.9%	0	0.0%
MCSS	15	6	40.0%	9	60.0%	0	0.0%
Monteserrado	445	180	40.4%	262	58.9%	3	0.7%
Nimba	462	49	10.6%	411	89.0%	2	0.4%
River Cess	98	2	2.0%	96	98.0%	0	0.0%
River Gee	98	6	6.1%	92	93.9%	0	0.0%
Sinoe	125	3	2.4%	122	97.6%	0	0.0%
<b>Total</b>	<b>2,785</b>	<b>327</b>	<b>11.7%</b>	<b>2,437</b>	<b>87.5%</b>	<b>21</b>	<b>0.8%</b>



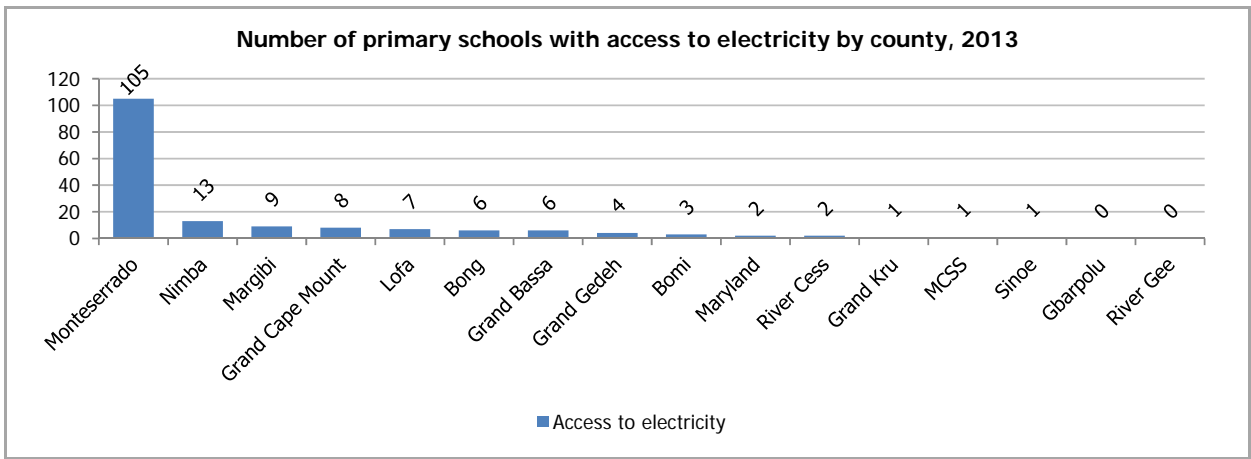
- ✓ A school wall/fence around the school can discourage students from wandering off, keep away strangers, and create a safe and secure environment conducive to learning.
- ✓ 87.5% of primary schools in the country do not have a surrounding wall or fence.
- ✓ In six counties, less than five schools have a surrounding wall or fence. They are: Gbarpolu, Grand Cape Mount, Grand Gedeh, Grand Kru, River Cess and Sinoe.

### Number and % of primary schools with and without access to electricity by county, 2013

County	Schools	Access*		No access	
		Count	% total	Count	% total
Bomi	99	3	3.0%	96	97.0%
Bong	283	6	2.1%	277	97.9%
Gbarpolu	106	0	0.0%	106	100.0%
Grand Bassa	187	6	3.2%	181	96.8%
Grand Cape Mount	136	8	5.9%	128	94.1%
Grand Gedeh	105	4	3.8%	101	96.2%
Grand Kru	111	1	0.9%	110	99.1%
Lofa	264	7	2.7%	257	97.3%
Margibi	153	9	5.9%	144	94.1%
Maryland	98	2	2.0%	96	98.0%
MCSS	15	1	6.7%	14	93.3%
Monteserrado	445	105	23.6%	340	76.4%
Nimba	462	13	2.8%	449	97.2%
River Cess	98	2	2.0%	96	98.0%
River Gee	98	0	0.0%	98	100.0%
Sinoe	125	1	0.8%	124	99.2%
<b>Total</b>	<b>2,785</b>	<b>168</b>	<b>6.0%</b>	<b>2,617</b>	<b>94.0%</b>

\*Access to electricity is determined by those schools that have access to a functioning generator.

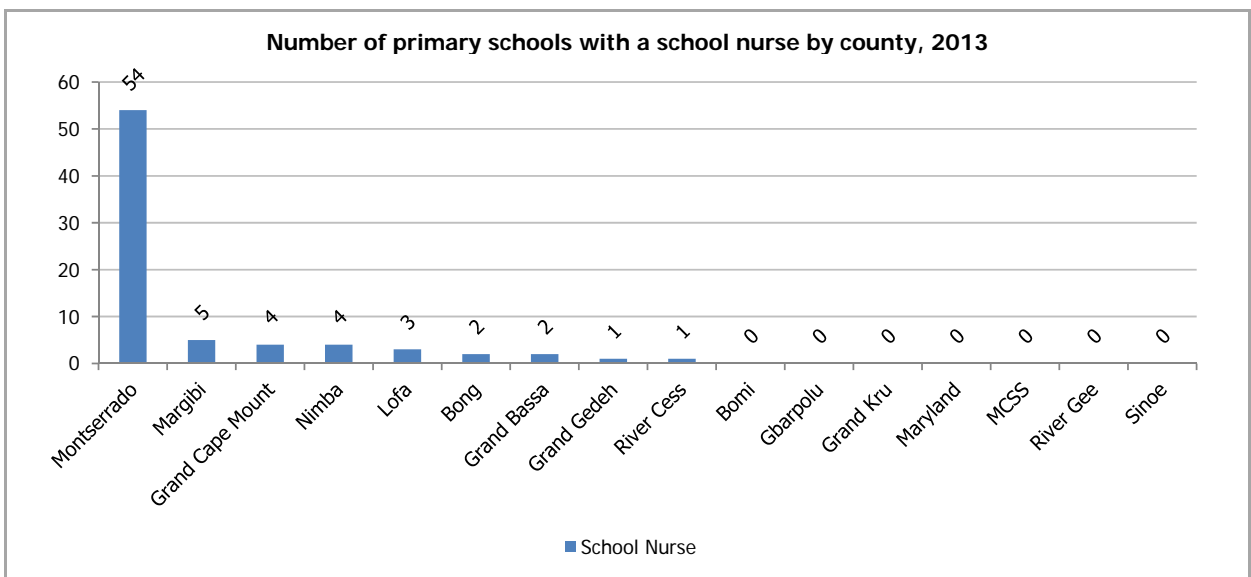




- ✓ The vast majority of primary schools do not have access to electricity.
- ✓ There are only 168 primary schools across all the counties with access to electricity, compared to the 2,617 with no access.
- ✓ There are two counties where there are no primary schools with access to electricity; these include Gbarpolu and River Gee.
- ✓ The county with the greatest number of primary schools with access to electricity is Monteserrado with 105.

**Number and % of primary schools with a school nurse by county, 2013**

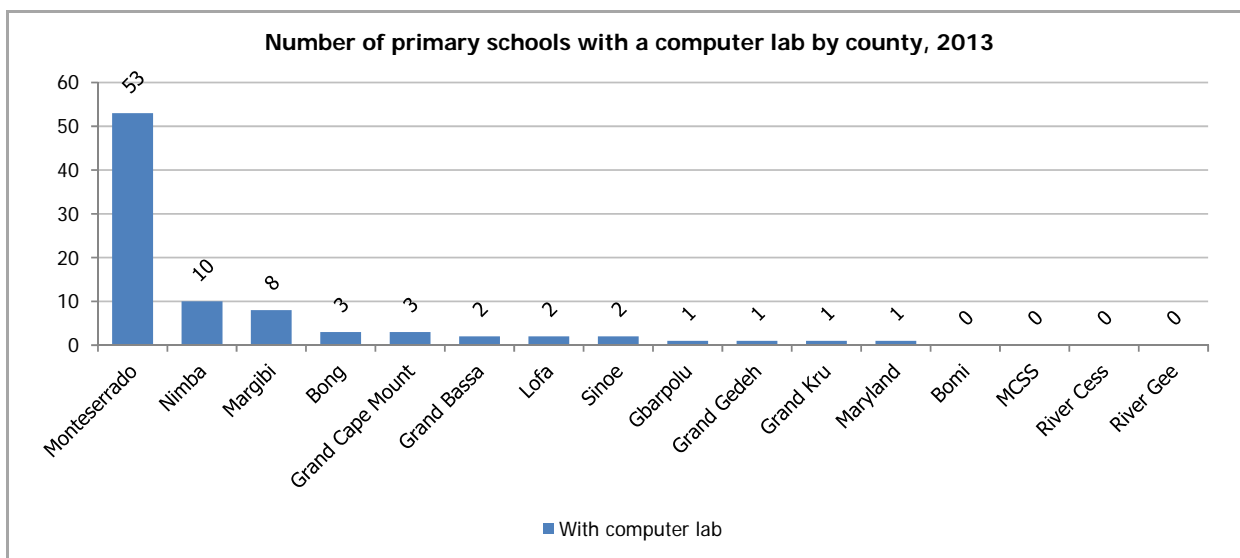
County	Schools	School nurse		No school nurse	
		Count	% total	Count	% total
Bomi	99	0	0.0%	99	100.0%
Bong	283	2	0.7%	281	99.3%
Gbarpolu	106	0	0.0%	106	100.0%
Grand Bassa	187	2	1.1%	185	98.9%
Grand Cape Mount	136	4	2.9%	132	97.1%
Grand Gedeh	105	1	1.0%	104	99.0%
Grand Kru	111	0	0.0%	111	100.0%
Lofa	264	3	1.1%	261	98.9%
Margibi	153	5	3.3%	148	96.7%
Maryland	98	0	0.0%	98	100.0%
MCSS	15	0	0.0%	15	100.0%
Monteserrado	445	54	12.1%	391	87.9%
Nimba	462	4	0.9%	458	99.1%
River Cess	98	1	1.0%	97	99.0%
River Gee	98	0	0.0%	98	100.0%
Sinoe	125	0	0.0%	125	100.0%
<b>Total</b>	<b>2,785</b>	<b>76</b>	<b>2.7%</b>	<b>2,709</b>	<b>97.3%</b>



- ✓ There are there specified school nurses in only 76 schools. The majority of the school nurses can be found in Monteserrado County.
- ✓ In 7 counties, there are no school nurses.

### Number and % of primary schools with a computer lab by county, 2013

County	Schools	Computer lab		No computer lab	
		Count	% total	Count	% total
Bomi	99	0	0.0%	99	100.0%
Bong	283	3	1.1%	280	98.9%
Gbarpolu	106	1	0.9%	105	99.1%
Grand Bassa	187	2	1.1%	185	98.9%
Grand Cape Mount	136	3	2.2%	133	97.8%
Grand Gedeh	105	1	1.0%	104	99.0%
Grand Kru	111	1	0.9%	110	99.1%
Lofa	264	2	0.8%	262	99.2%
Margibi	153	8	5.2%	145	94.8%
Maryland	98	1	1.0%	97	99.0%
MCSS	15	0	0.0%	15	100.0%
Monteserrado	445	53	11.9%	392	88.1%
Nimba	462	10	2.2%	452	97.8%
River Cess	98	0	0.0%	98	100.0%
River Gee	98	0	0.0%	98	100.0%
Sinoe	125	2	1.6%	123	98.4%
<b>Total</b>	<b>2,785</b>	<b>87</b>	<b>3.1%</b>	<b>2,698</b>	<b>96.9%</b>



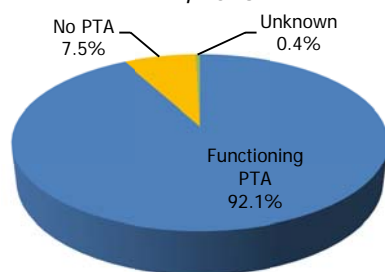
- ✓ Nationally, 99.5% of public primary schools do not have a computer lab, with only 0.5% of schools having access to such facilities.
- ✓ Nimba, with four primary schools with a computer lab, accounts for 50% of the national total of public primary school with access to a computer lab.
- ✓ There are only four counties with public primary schools that have a computer lab—Bong (2), Maryland (1), Nimba (4) and River Cess (1).

### 7.2.6. Management

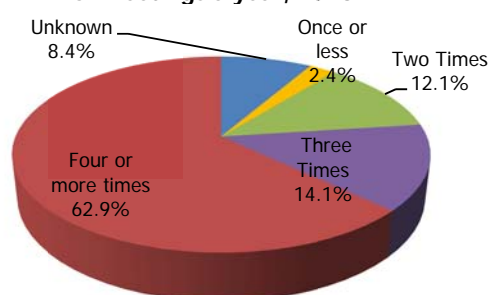
#### Number and % of primary schools with a functioning parent teacher association (PTA) by county, 2013

County	Schools	Functioning PTA		No PTA		Unknown	
		Count	% total	Count	% total	Count	% total
Bomi	99	95	96.0%	4	4.0%	0	0.0%
Bong	283	243	85.9%	39	13.8%	1	0.4%
Gbarpolu	106	97	91.5%	8	7.5%	1	0.9%
Grand Bassa	187	185	98.9%	1	0.5%	1	0.5%
Grand Cape Mount	136	130	95.6%	6	4.4%	0	0.0%
Grand Gedeh	105	91	86.7%	12	11.4%	2	1.9%
Grand Kru	111	80	72.1%	31	27.9%	0	0.0%
Lofa	264	242	91.7%	22	8.3%	0	0.0%
Margibi	153	149	97.4%	3	2.0%	1	0.7%
Maryland	98	73	74.5%	25	25.5%	0	0.0%
MCSS	15	15	100.0%	0	0.0%	0	0.0%
Monteserrado	445	417	93.7%	27	6.1%	1	0.2%
Nimba	462	452	97.8%	8	1.7%	2	0.4%
River Cess	98	87	88.8%	10	10.2%	1	1.0%
River Gee	98	96	98.0%	1	1.0%	1	1.0%
Sinoe	125	113	90.4%	11	8.8%	1	0.8%
<b>Total</b>	<b>2,785</b>	<b>2,565</b>	<b>92.1%</b>	<b>208</b>	<b>7.5%</b>	<b>12</b>	<b>0.4%</b>

**Number of primary schools with a functioning PTA, 2013**



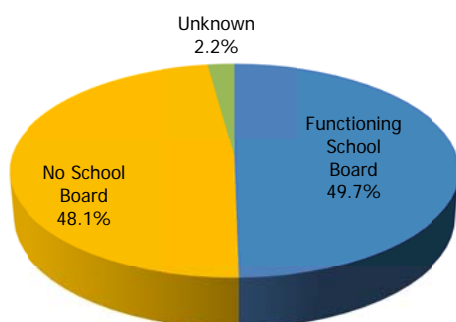
**% of primary schools with a functioning PTA by no. of meetings a year, 2013**



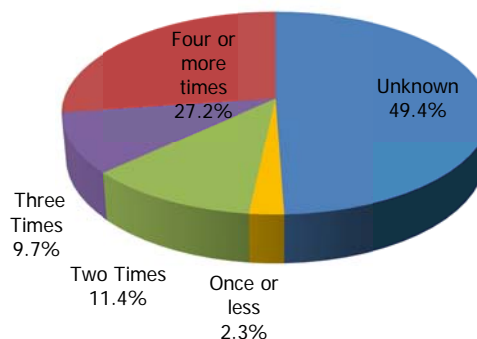
**Number and % of primary schools with a functioning school board by county, 2013**

County	Schools	Functioning school Board		No school board		Unknown	
		Count	% total	Count	% total	Count	% total
Bomi	99	27	27.3%	71	71.7%	1	1.0%
Bong	283	114	40.3%	163	57.6%	6	2.1%
Gbarpolu	106	46	43.4%	59	55.7%	1	0.9%
Grand Bassa	187	66	35.3%	121	64.7%	0	0.0%
Grand Cape Mount	136	126	92.6%	9	6.6%	1	0.7%
Grand Gedeh	105	52	49.5%	47	44.8%	6	5.7%
Grand Kru	111	23	20.7%	87	78.4%	1	0.9%
Lofa	264	62	23.5%	179	67.8%	23	8.7%
Margibi	153	99	64.7%	48	31.4%	6	3.9%
Maryland	98	46	46.9%	51	52.0%	1	1.0%
MCSS	15	3	20.0%	12	80.0%	0	0.0%
Monteserrado	445	265	59.6%	173	38.9%	7	1.6%
Nimba	462	292	63.2%	166	35.9%	4	0.9%
River Cess	98	63	64.3%	35	35.7%	0	0.0%
River Gee	98	11	11.2%	86	87.8%	1	1.0%
Sinoe	125	90	72.0%	33	26.4%	2	1.6%
<b>Total</b>	<b>2,785</b>	<b>1,385</b>	<b>49.7%</b>	<b>1,340</b>	<b>48.1%</b>	<b>60</b>	<b>2.2%</b>

**Number of primary schools with a functioning school board, 2013**



**% of primary schools with a functioning school board by no. of meetings, 2013**



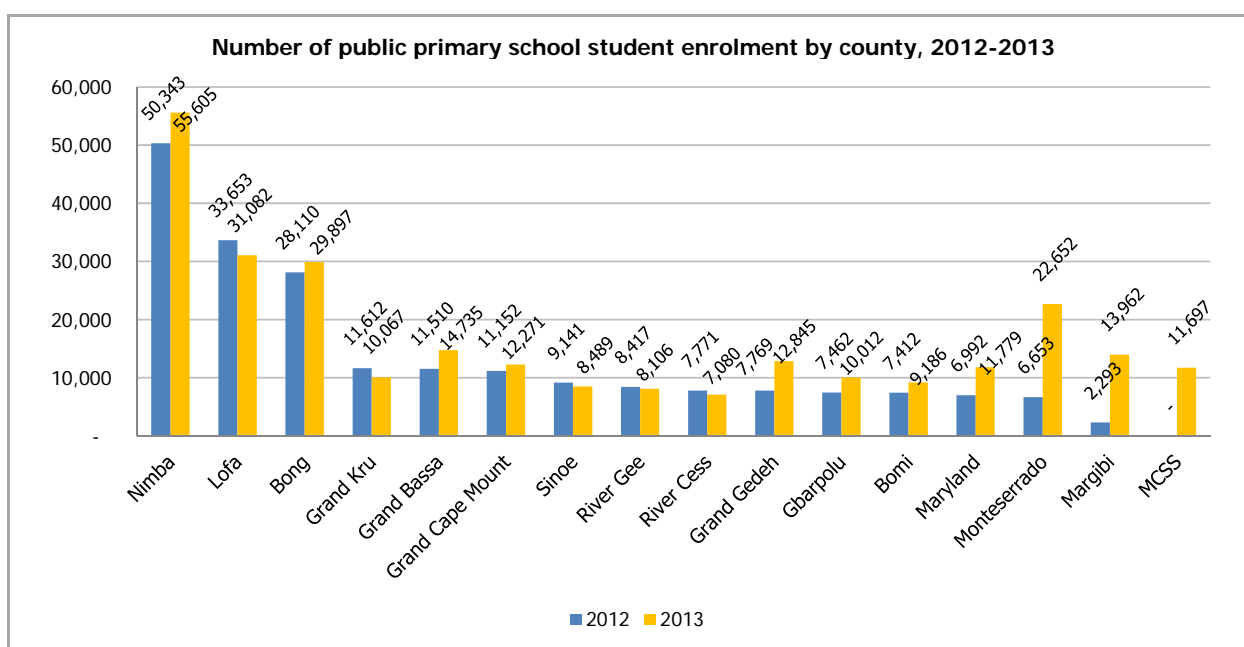
- ✓ At the national level, 92% of primary schools have a functioning parent teacher association (PTA). There are two counties where the number of primary schools with no PTA is greater than 30 or greater: Bong and Grand Kru.
- ✓ Among schools with a functioning PTA, 63% meet four or more times in a year, compared to only 3% that meet once.
- ✓ 1,385 public primary schools have a functioning school board, compared to 1,340 that do not. In most counties it is not known how many times the school board meets in a year, with unknown at 50%.

### 7.3. Public primary school EMIS data, 2012-2013<sup>14</sup>

#### 7.3.1. Students

**Number and % of public primary school students by county and gender, 2012-2013**

County	Year	Total	Male	Female	Male %	Female %
Bomi	2012	7,412	4,022	3,390	54.3%	45.7%
	2013	9,186	4,950	4,236	53.9%	46.1%
Bong	2012	28,110	15,763	12,347	56.1%	43.9%
	2013	29,897	16,888	13,009	56.5%	43.5%
Gbarpolu	2012	7,462	4,188	3,274	56.1%	43.9%
	2013	10,012	5,690	4,322	56.8%	43.2%
Grand Bassa	2012	11,510	6,645	4,865	57.7%	42.3%
	2013	14,735	8,289	6,446	56.3%	43.7%
Grand Cape Mount	2012	11,152	5,817	5,335	52.2%	47.8%
	2013	12,271	6,568	5,703	53.5%	46.5%
Grand Gedeh	2012	7,769	4,264	3,505	54.9%	45.1%
	2013	12,845	6,902	5,943	53.7%	46.3%
Grand Kru	2012	11,612	6,858	4,754	59.1%	40.9%
	2013	10,067	5,919	4,148	58.8%	41.2%
Lofa	2012	33,653	18,362	15,291	54.6%	45.4%
	2013	31,082	16,759	14,323	53.9%	46.1%
Margibi	2012	2,293	1,153	1,140	50.3%	49.7%
	2013	13,962	7,291	6,671	52.2%	47.8%
Maryland	2012	6,992	3,813	3,179	54.5%	45.5%
	2013	11,779	6,631	5,148	56.3%	43.7%
MCSS <sup>15</sup>	2012	-	-	-	-	-
	2013	11,697	5,524	6,173	47.2%	52.8%
Monteserrado	2012	6,653	3,324	3,329	50.0%	50.0%
	2013	22,652	11,471	11,181	50.6%	49.4%
Nimba	2012	50,343	28,053	22,290	55.7%	44.3%
	2013	55,605	30,598	25,007	55.0%	45.0%
River Cess	2012	7,771	4,504	3,267	58.0%	42.0%
	2013	7,080	4,153	2,927	58.7%	41.3%
River Gee	2012	8,417	4,835	3,582	57.4%	42.6%
	2013	8,106	4,690	3,416	57.9%	42.1%
Sinoe	2012	9,141	5,263	3,878	57.6%	42.4%
	2013	8,489	4,784	3,705	56.4%	43.6%
<b>Total</b>	<b>2012</b>	<b>210,290</b>	<b>116,864</b>	<b>93,426</b>	<b>55.6%</b>	<b>44.4%</b>
	<b>2013</b>	<b>269,465</b>	<b>147,107</b>	<b>122,358</b>	<b>54.6%</b>	<b>45.4%</b>



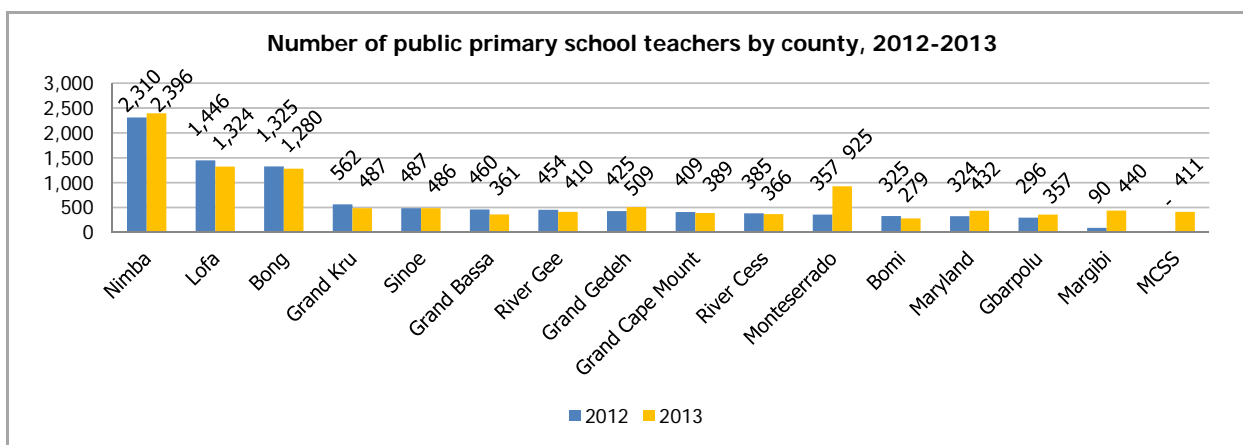
<sup>14</sup> EMIS Data in 2012 was collected for public schools only.  
<sup>15</sup> MCSS information was only recorded in the 2013 Annual School Census.

- ✓ The number of public primary students increased between 2012 and 2013, from 210,290 to 269,465. The counties with the greatest increase in student numbers are Margibi and Monteserrado. This is likely a result of an increase in the response rate of questionnaires from 2012 to 2013. See Section 8.0 Missing Schools from Census for a breakdown of the response rate by county for 2013.
- ✓ Other counties with large increases in primary student numbers were Grand Gedeh, Grand Bassa, Maryland and Nimba, each of which saw increases of over 3,000.
- ✓ Five counties actually saw decreases in the number of public primary students between 2012 and 2013- despite an increase in the number of schools covered in each of the counties. They are Grand Kru, Lofa, River Cess, River Gee and Sinoe.
- ✓ The gender parity stayed roughly the same between 2012 and 2013, with males making up roughly 55% of primary school students and females at about 45%.

### 7.3.2. Teachers

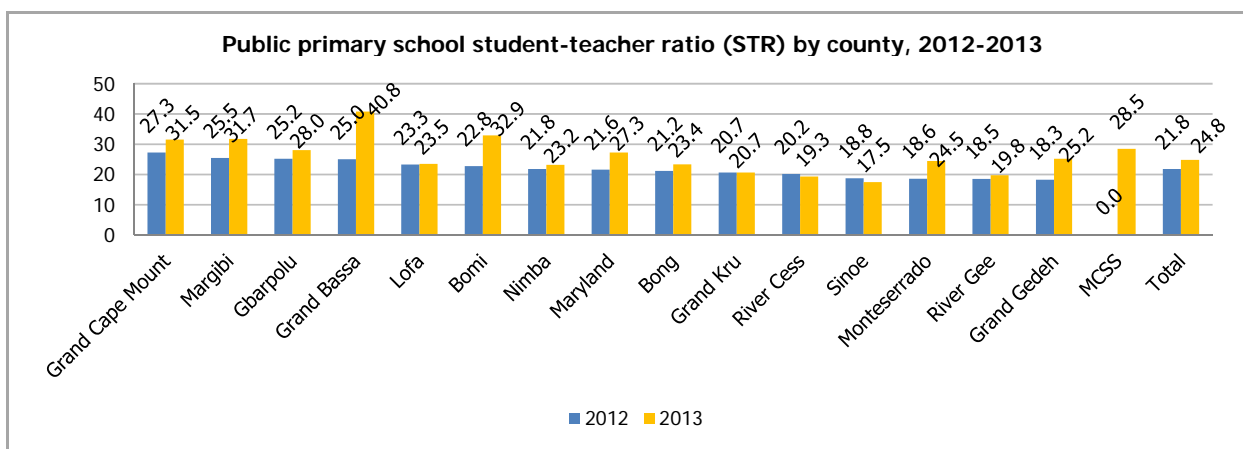
**Number and % of public primary school teachers, and student-teacher ratio by county and gender, 2012-2013**

County	Year	Total	Male	Female	Male %	Female %	STR
Bomi	2012	325	262	63	80.6%	19.4%	22.8
	2013	279	251	28	90.0%	10.0%	32.9
Bong	2012	1,325	1,129	196	85.2%	14.8%	21.2
	2013	1,280	1,134	146	88.6%	11.4%	23.4
Gbarpolu	2012	296	270	26	91.2%	8.8%	25.2
	2013	357	340	17	95.2%	4.8%	28.0
Grand Bassa	2012	460	365	95	79.3%	20.7%	25.0
	2013	361	326	35	90.3%	9.7%	40.8
Grand Cape Mount	2012	409	350	59	85.6%	14.4%	27.3
	2013	389	358	31	92.0%	8.0%	31.5
Grand Gedeh	2012	425	364	61	85.6%	14.4%	18.3
	2013	509	451	58	88.6%	11.4%	25.2
Grand Kru	2012	562	502	60	89.3%	10.7%	20.7
	2013	487	468	19	96.1%	3.9%	20.7
Lofa	2012	1,446	1,312	134	90.7%	9.3%	23.3
	2013	1,324	1,252	72	94.6%	5.4%	23.5
Margibi	2012	90	69	21	76.7%	23.3%	25.5
	2013	440	394	46	89.5%	10.5%	31.7
Maryland	2012	324	244	80	75.3%	24.7%	21.6
	2013	432	359	73	83.1%	16.9%	27.3
MCSS <sup>16</sup>	2012	-	-	-	-	-	-
	2013	411	261	150	63.5%	36.5%	28.5
Monteserrado	2012	357	239	118	66.9%	33.1%	18.6
	2013	925	732	193	79.1%	20.9%	24.5
Nimba	2012	2,310	1,832	478	79.3%	20.7%	21.8
	2013	2,396	2,057	339	85.9%	14.1%	23.2
River Cess	2012	385	351	34	91.2%	8.8%	20.2
	2013	366	347	19	94.8%	5.2%	19.3
River Gee	2012	454	403	51	88.8%	11.2%	18.5
	2013	410	380	30	92.7%	7.3%	19.8
Sinoe	2012	487	401	86	82.3%	17.7%	18.8
	2013	486	443	43	91.2%	8.8%	17.5
<b>Total</b>	<b>2012</b>	<b>9,655</b>	<b>8,093</b>	<b>1,562</b>	<b>83.8%</b>	<b>16.2%</b>	<b>21.8</b>
	<b>2013</b>	<b>10,852</b>	<b>9,553</b>	<b>1,299</b>	<b>88.0%</b>	<b>12.0%</b>	<b>24.8</b>



<sup>16</sup>

MCSS information was only recorded in the 2013 Annual School Census.



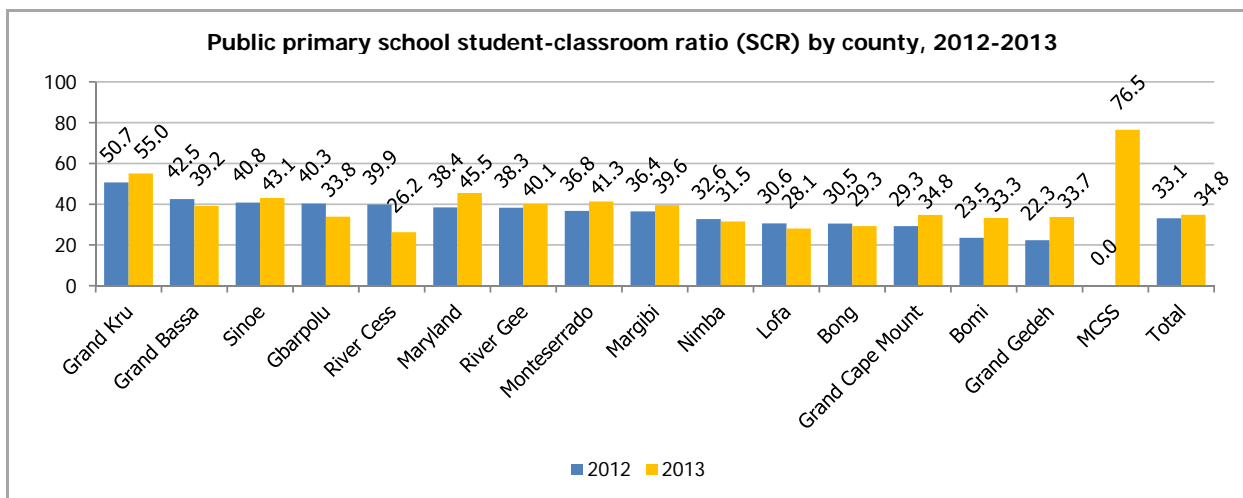
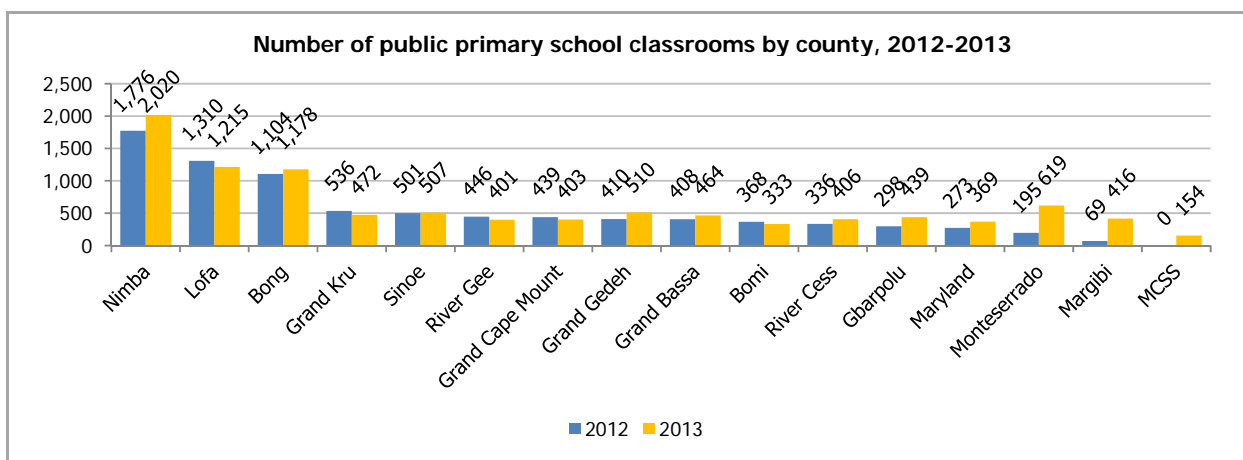
- ✓ The total number of public primary school teachers increased from 9,655 in 2012 to 10,852 in 2013. The counties with the greatest increase in teacher's numbers are Margibi and Monteserrado. This is likely a result of an increase in the response rate of questionnaires from 2012 to 2013. See Section 8.0 Missing Schools from Census for a breakdown of the response rate by county for 2013.
- ✓ Despite the overall increase, 9 counties saw a decrease in the number of public primary teachers between 2012 and 2013. The largest decrease was in Lofa, which had almost 120 fewer teachers.
- ✓ Males make up a disproportionately large percentage of the public primary teaching force. Nationally, 88% of public primary teachers are male and this is a greater proportion than in 2012.
- ✓ The student-teacher ratio (STR) has stayed relatively low between 2012 and 2013.

### 7.3.3. Classrooms

**Number and % of public primary school classrooms and student-classroom ratio by county and type, 2012-2013**

County	Year	Total	Solid	Semi-solid	Make-shift	Other	SCR
Bomi	2012	368	175	140	41	12	23.5
	2013	333	133	143	51	6	33.3
Bong	2012	1,104	255	666	143	40	30.5
	2013	1,178	261	761	129	27	29.3
Gbarpolu	2012	298	62	123	103	10	40.3
	2013	439	72	224	115	28	33.8
Grand Bassa	2012	408	162	109	116	21	42.5
	2013	464	170	206	76	12	39.2
Grand Cape Mount	2012	439	163	218	47	11	29.3
	2013	403	120	233	41	9	34.8
Grand Gedeh	2012	410	109	239	59	3	22.3
	2013	510	187	194	117	12	33.7
Grand Kru	2012	536	72	157	283	24	50.7
	2013	472	29	154	268	21	55.0
Lofa	2012	1,310	541	558	187	24	30.6
	2013	1,215	469	638	96	12	28.1
Margibi	2012	69	36	27	6	0	36.4
	2013	416	173	180	50	13	39.6
Maryland	2012	273	122	60	59	32	38.4
	2013	369	130	129	82	28	45.5
MCSS <sup>17</sup>	2012						
	2013	154	147	6	0	1	76.5
Monteserrado	2012	195	153	28	10	4	36.8
	2013	619	355	193	48	23	41.3
Nimba	2012	1,776	422	1,121	180	53	32.6
	2013	2,020	300	1,465	230	25	31.5
River Cess	2012	336	37	158	132	9	39.9
	2013	406	42	228	116	20	26.2
River Gee	2012	446	125	95	211	15	38.3
	2013	401	115	87	197	2	40.1
Sinoe	2012	501	125	99	205	72	40.8
	2013	507	125	72	301	9	43.1
<b>Total</b>	<b>2012</b>	<b>8,469</b>	<b>2,559</b>	<b>3,798</b>	<b>1,782</b>	<b>330</b>	<b>33.1</b>
	<b>2013</b>	<b>9,906</b>	<b>2,828</b>	<b>4,913</b>	<b>1,917</b>	<b>248</b>	<b>34.8</b>

\* SCR only accounts for permanent and semi-permanent classrooms.



- ✓ The number of public primary school classrooms increased between 2012 and 2013 from 8,469 to 9,906. The counties with the greatest increase in classroom numbers are Margibi, Monteserrado and Nimba. This is likely a result of an increase in the response rate of questionnaires from 2012 to 2013. See Section 8.0 Missing Schools from Census for a breakdown of the response rate by county for 2013.
- ✓ 5 counties saw a decrease in the total number of public primary classrooms, with the greatest decrease coming in Lofa where the number of classrooms decreased by 95.
- ✓ At the national level, the student-classroom ratio (SCR) increased slightly between 2012 and 2013, from 33 to 35. MCSS has the highest SCR at 76, while Grand Kru's SCR has stayed above 50 for two years in a row.

### 7.3.4. Promotion Rates<sup>18</sup>

**Public primary school promotion rate by county and grade, 2012-2013**

County	Grade 1-2	Grade 2-3	Grade 3-4	Grade 4-5	Grade 5-6
Bomi	72.1%	93.5%	73.0%	84.8%	72.8%
Bong	61.8%	71.1%	62.5%	62.2%	72.4%
Gbarpolu	64.4%	61.9%	67.4%	59.2%	72.1%
Grand Bassa	44.6%	55.1%	63.0%	55.2%	45.6%
Grand Cape Mount	52.9%	68.7%	69.2%	72.4%	82.3%
Grand Gedeh	53.7%	80.0%	76.1%	79.8%	87.7%
Grand Kru	59.9%	63.7%	55.7%	54.5%	50.4%
Lofa	56.8%	70.0%	65.1%	64.6%	63.7%
Margibi	45.1%	47.2%	39.6%	53.2%	56.2%
Maryland	77.4%	86.1%	87.8%	80.2%	70.7%
Monteserrado	66.6%	88.3%	100.0%	92.0%	91.9%
Nimba	62.8%	73.4%	76.0%	74.3%	75.9%
River Cess	49.0%	52.9%	49.9%	49.2%	45.2%
River Gee	62.3%	61.4%	61.2%	59.6%	63.0%
Sinoe	38.2%	48.1%	51.9%	49.4%	50.8%
<b>Average</b>	<b>58.5%</b>	<b>69.3%</b>	<b>67.9%</b>	<b>67.0%</b>	<b>68.3%</b>

\*MCSS data was not recorded in the 2012 annual school census.

<sup>18</sup> As all rates have been affected by the increase in coverage of public primary schools between 2012 and 2013 from 1,593 to 2,056, the promotion rates were calculated for only those schools which were recorded within both the 2012 and 2013 Annual School Census.

### Public primary school promotion rate for male by county and grade, 2012-2013

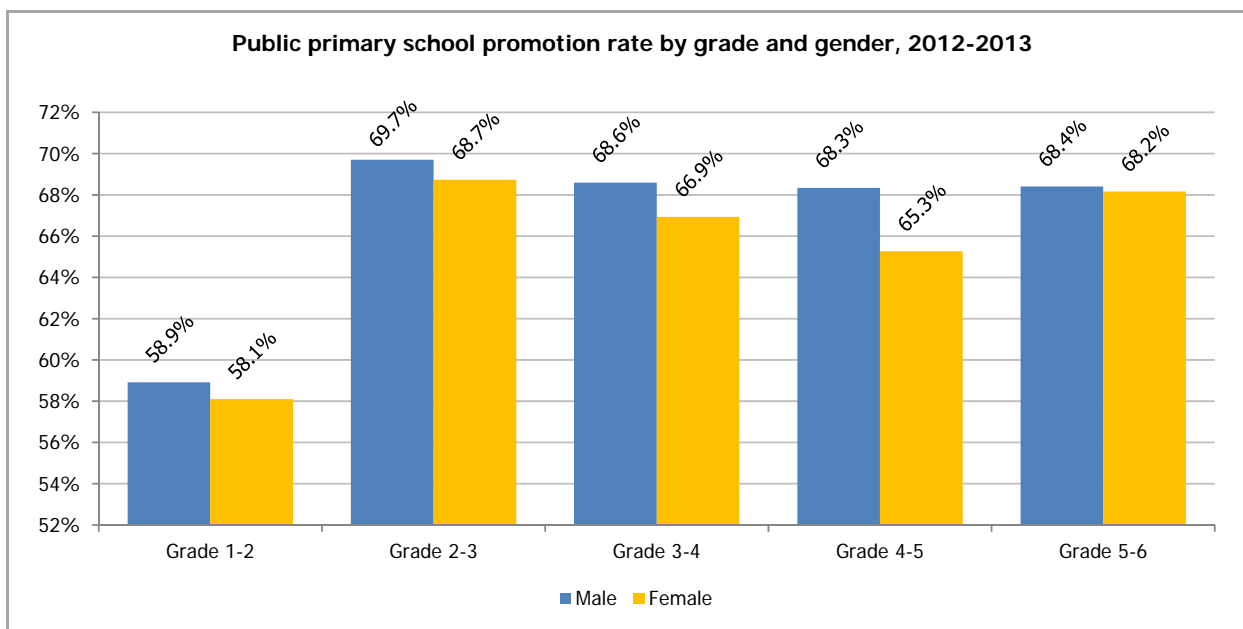
County	Grade 1-2	Grade 2-3	Grade 3-4	Grade 4-5	Grade 5-6
Bomi	74.1%	92.4%	78.2%	85.2%	67.7%
Bong	63.4%	71.9%	64.2%	66.0%	73.6%
Gbarpolu	65.6%	61.8%	68.4%	61.0%	74.1%
Grand Bassa	44.9%	55.2%	59.6%	54.0%	43.6%
Grand Cape Mount	53.5%	76.0%	69.5%	74.0%	85.6%
Grand Gedeh	53.8%	77.4%	75.4%	80.6%	88.9%
Grand Kru	62.3%	65.8%	55.7%	54.8%	53.4%
Lofa	56.5%	71.8%	64.9%	67.0%	63.0%
Margibi	45.2%	46.7%	40.2%	56.7%	49.1%
Maryland	71.5%	83.8%	91.9%	83.7%	71.4%
Monteserrado	67.2%	80.4%	100.0%	91.3%	94.9%
Nimba	62.5%	73.6%	76.7%	75.5%	75.3%
River Cess	52.1%	51.4%	52.6%	52.6%	49.8%
River Gee	63.3%	63.8%	65.1%	60.4%	65.8%
Sinoe	38.3%	47.5%	52.1%	50.0%	55.4%
<b>Average</b>	<b>58.9%</b>	<b>69.7%</b>	<b>68.6%</b>	<b>68.3%</b>	<b>68.4%</b>

\*MCSS data was not recorded in the 2012 annual school census.

### Public primary school promotion rate for female by county and grade, 2012-2013

County	Grade 1-2	Grade 2-3	Grade 3-4	Grade 4-5	Grade 5-6
Bomi	69.9%	94.7%	67.4%	84.3%	80.2%
Bong	59.7%	70.0%	60.3%	57.2%	70.8%
Gbarpolu	62.9%	62.0%	66.2%	56.8%	69.3%
Grand Bassa	44.2%	55.0%	67.6%	56.8%	48.7%
Grand Cape Mount	52.4%	60.8%	68.9%	70.7%	78.9%
Grand Gedeh	53.7%	83.0%	77.0%	78.8%	86.1%
Grand Kru	56.7%	60.8%	55.7%	54.1%	46.0%
Lofa	57.1%	67.9%	65.3%	61.6%	64.6%
Margibi	45.1%	47.6%	39.1%	50.0%	65.2%
Maryland	84.3%	88.7%	83.5%	76.2%	69.8%
Monteserrado	66.0%	96.1%	98.4%	92.7%	88.8%
Nimba	63.3%	73.1%	74.9%	72.8%	76.6%
River Cess	45.4%	54.9%	46.4%	44.5%	37.2%
River Gee	61.1%	58.2%	56.1%	58.6%	58.3%
Sinoe	38.1%	49.0%	51.7%	48.5%	44.5%
<b>Average</b>	<b>58.1%</b>	<b>68.7%</b>	<b>66.9%</b>	<b>65.3%</b>	<b>68.2%</b>

\*MCSS data was not recorded in the 2012 annual school census.



- ✓ The promotion rates for both males and females between grades 1-2 is low; at 58.5%. This may be a reflection of early childhood education schooling and students' lack of preparedness or that many students do not attend early childhood education. This is particularly noticeable in Sinoe County, where the promotion rate between grade 1 and 2 is less than 40% for both male and females.
- ✓ Note the promotion rate drops to its lowest in River Cess between grades 5-6 for females, at 37.2%.



### 7.3.5. Repetition Rates<sup>19</sup>

**Public primary school repetition rate by county and grade, 2012-2013**

County	Grade 1-2	Grade 2-3	Grade 3-4	Grade 4-5	Grade 5-6
Bomi	8.7%	9.2%	7.8%	9.4%	8.8%
Bong	10.4%	8.3%	7.6%	6.9%	6.7%
Gbarpolu	7.4%	5.8%	8.9%	6.6%	7.7%
Grand Bassa	6.9%	6.5%	6.5%	7.2%	12.2%
Grand Cape Mount	13.7%	12.7%	12.0%	11.7%	12.9%
Grand Gedeh	6.8%	9.8%	11.3%	10.0%	7.9%
Grand Kru	11.5%	10.5%	8.7%	6.1%	7.6%
Lofa	8.3%	10.7%	10.3%	10.5%	8.9%
Margibi	6.8%	5.2%	7.1%	5.6%	10.7%
Maryland	7.2%	9.8%	8.9%	11.4%	7.3%
Monteserrado	8.4%	8.9%	9.2%	9.8%	7.7%
Nimba	8.5%	10.3%	9.2%	8.1%	7.6%
River Cess	12.0%	10.2%	9.5%	9.8%	6.0%
River Gee	11.6%	7.9%	6.4%	5.4%	4.2%
Sinoe	11.7%	7.5%	9.1%	7.9%	6.1%
<b>Average</b>	<b>9.4%</b>	<b>9.4%</b>	<b>9.0%</b>	<b>8.5%</b>	<b>8.0%</b>

\*MCSS data was not recorded in the 2012 annual school census.

**Public primary school repetition rate for male by county and grade, 2012-2013**

County	Grade 1-2	Grade 2-3	Grade 3-4	Grade 4-5	Grade 5-6
Bomi	7.2%	9.3%	7.5%	8.5%	6.1%
Bong	9.9%	7.9%	7.1%	5.9%	6.3%
Gbarpolu	6.5%	4.9%	7.6%	6.9%	7.6%
Grand Bassa	6.9%	6.4%	6.3%	6.7%	10.3%
Grand Cape Mount	13.4%	11.9%	10.9%	10.5%	13.2%
Grand Gedeh	6.6%	7.9%	9.9%	9.7%	7.4%
Grand Kru	10.5%	9.5%	8.4%	5.8%	7.3%
Lofa	7.8%	10.4%	9.2%	9.9%	8.3%
Margibi	3.9%	6.6%	8.6%	6.7%	11.4%
Maryland	6.4%	9.2%	9.4%	12.2%	6.3%
Monteserrado	8.7%	10.7%	9.6%	10.3%	7.2%
Nimba	8.2%	9.8%	8.7%	7.5%	6.6%
River Cess	11.2%	9.4%	8.6%	10.5%	4.2%
River Gee	11.3%	7.2%	6.2%	5.7%	4.5%
Sinoe	11.1%	7.9%	9.3%	7.1%	6.3%
<b>Average</b>	<b>8.9%</b>	<b>9.0%</b>	<b>8.4%</b>	<b>8.0%</b>	<b>7.3%</b>

\*MCSS data was not recorded in the 2012 annual school census.

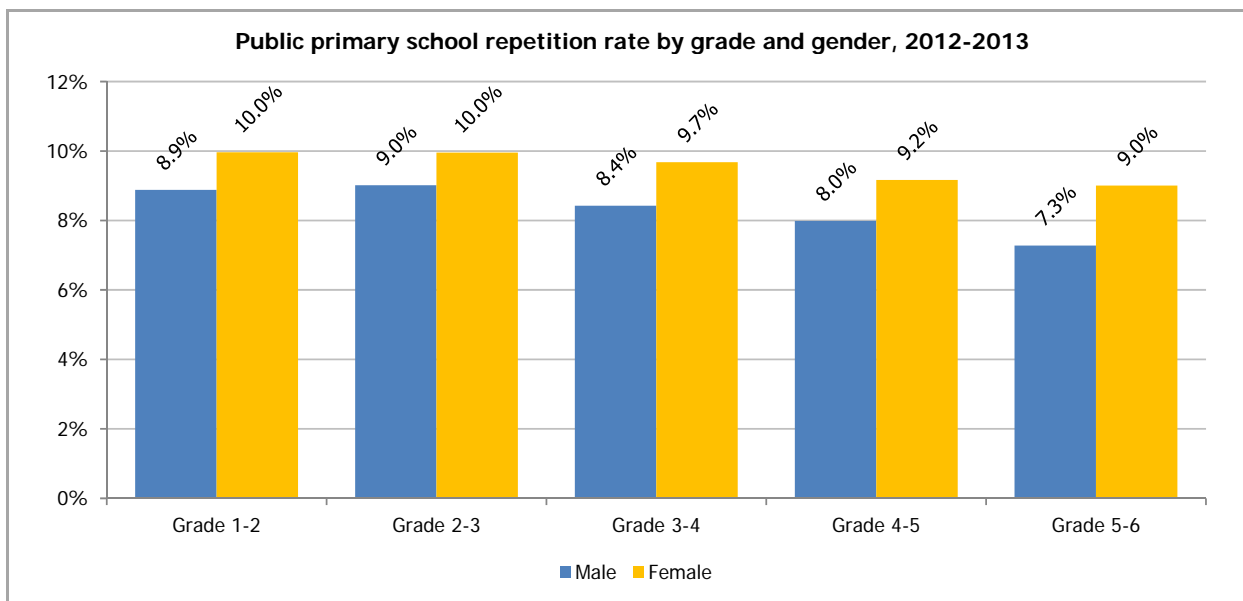
**Public primary school repetition rate for female by county and grade, 2013**

County	Grade 1-2	Grade 2-3	Grade 3-4	Grade 4-5	Grade 5-6
Bomi	10.4%	9.1%	8.0%	10.7%	12.6%
Bong	11.0%	8.8%	8.3%	8.2%	7.1%
Gbarpolu	8.6%	6.9%	10.6%	6.1%	7.8%
Grand Bassa	7.0%	6.6%	6.8%	7.9%	15.2%
Grand Cape Mount	14.0%	13.5%	13.0%	13.2%	12.6%
Grand Gedeh	7.1%	12.2%	13.0%	10.5%	8.5%
Grand Kru	12.8%	11.8%	9.1%	6.6%	8.2%
Lofa	8.9%	11.0%	11.6%	11.3%	9.6%
Margibi	9.5%	3.9%	5.6%	4.6%	9.8%
Maryland	8.1%	10.3%	8.4%	10.4%	8.7%
Monteserrado	8.1%	7.2%	8.8%	9.2%	8.2%
Nimba	8.9%	10.8%	9.9%	8.9%	8.9%
River Cess	13.0%	11.4%	10.7%	9.0%	9.0%
River Gee	11.9%	8.8%	6.7%	5.0%	3.8%
Sinoe	12.5%	7.0%	8.7%	9.1%	5.8%
<b>Average</b>	<b>10.0%</b>	<b>10.0%</b>	<b>9.7%</b>	<b>9.2%</b>	<b>9.0%</b>

\*MCSS data was not recorded in the 2012 annual school census.

- ✓ Repetition rates can demonstrate the efficiency of the educational system. The high repetition rate is ultimately costly to the government as students spend longer time completing school.
- ✓ Note the particularly high repetition rates in Grand Cape Mount, where the repetition rates stay above 10% between each grade.
- ✓ By gender disaggregation, females have a higher repetition rate than males between each grade.
- ✓ However, in Monteserrado county, males have a higher repetition rate than females between each grade, except grade 5-6.

<sup>19</sup> As all rates have been affected by the increase in coverage of public primary schools between 2012 and 2013 from 1,593 to 2,056, the repetition rates were calculated for only those schools which were recorded within both the 2012 and 2013 Annual School Census.



### 7.3.6. Dropout Rates<sup>20</sup>

**Public primary school dropout rate by county and grade, 2012-2013**

County	Grade 1-2	Grade 2-3	Grade 3-4	Grade 4-5	Grade 5-6
Bomi	19.1%	0.0%	19.2%	5.8%	18.4%
Bong	27.9%	20.6%	29.9%	30.9%	21.0%
Gbarpolu	28.2%	32.3%	23.6%	34.2%	20.3%
Grand Bassa	48.5%	38.4%	30.5%	37.7%	42.2%
Grand Cape Mount	33.3%	18.6%	18.8%	15.8%	4.8%
Grand Gedeh	39.4%	10.2%	12.6%	10.1%	4.4%
Grand Kru	28.6%	25.8%	35.6%	39.4%	41.9%
Lofa	34.9%	19.3%	24.6%	24.9%	27.4%
Margibi	48.0%	47.6%	53.3%	41.2%	33.1%
Maryland	15.4%	4.2%	3.3%	8.4%	22.0%
Monteserrado	25.0%	2.8%	0.0%	0.0%	0.4%
Nimba	28.6%	16.4%	14.9%	17.6%	16.6%
River Cess	38.9%	36.9%	40.6%	40.9%	48.8%
River Gee	26.2%	30.7%	32.4%	35.0%	32.7%
Sinoe	50.1%	44.3%	39.0%	42.7%	43.1%
<b>Average</b>	<b>32.1%</b>	<b>21.3%</b>	<b>23.2%</b>	<b>24.5%</b>	<b>23.7%</b>

\*MCSS data was not recorded in the 2012 annual school census.

**Public primary school dropout rate for male by county and grade, 2012-2013**

County	Grade 1-2	Grade 2-3	Grade 3-4	Grade 4-5	Grade 5-6
Bomi	18.6%	0.0%	14.3%	6.3%	26.2%
Bong	26.8%	20.2%	28.7%	28.1%	20.1%
Gbarpolu	27.9%	33.3%	23.9%	32.1%	18.3%
Grand Bassa	48.3%	38.4%	34.1%	39.3%	46.1%
Grand Cape Mount	33.1%	12.0%	19.5%	15.5%	1.2%
Grand Gedeh	39.6%	14.7%	14.7%	9.7%	3.6%
Grand Kru	27.1%	24.7%	35.9%	39.4%	39.3%
Lofa	35.7%	17.8%	25.9%	23.1%	28.7%
Margibi	50.9%	46.7%	51.2%	36.7%	39.5%
Maryland	22.1%	7.0%	0.0%	4.1%	22.4%
Monteserrado	24.1%	8.9%	0.0%	0.0%	0.0%
Nimba	29.3%	16.6%	14.6%	17.0%	18.1%
River Cess	36.7%	39.2%	38.9%	37.0%	45.9%
River Gee	25.4%	28.9%	28.7%	34.0%	29.6%
Sinoe	50.6%	44.6%	38.6%	42.9%	38.4%
<b>Average</b>	<b>32.2%</b>	<b>21.3%</b>	<b>23.0%</b>	<b>23.7%</b>	<b>24.3%</b>

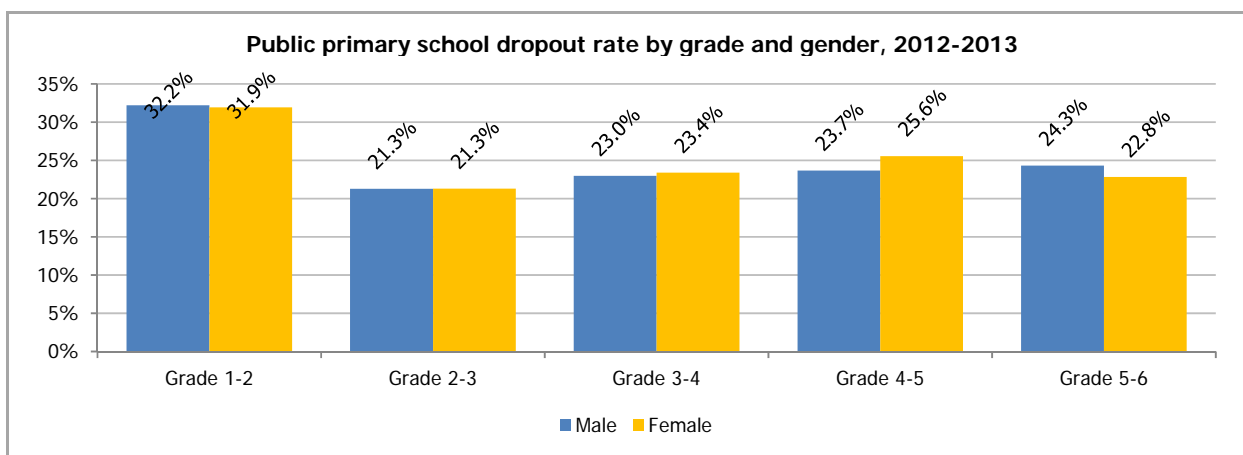
\*MCSS data was not recorded in the 2012 annual school census.

<sup>20</sup> As all rates have been affected by the increase in coverage of public primary schools between 2012 and 2013 from 1,593 to 2,056, the dropout rates were calculated for only those schools which were recorded within both the 2012 and 2013 Annual School Census

### Public primary school dropout rate for female by county and grade, 2013

County	Grade 1-2	Grade 2-3	Grade 3-4	Grade 4-5	Grade 5-6
Bomi	19.7%	0.0%	24.6%	5.0%	7.3%
Bong	29.3%	21.2%	31.4%	34.6%	22.1%
Gbarpolu	28.5%	31.1%	23.2%	37.1%	23.0%
Grand Bassa	48.8%	38.4%	25.5%	35.3%	36.1%
Grand Cape Mount	33.6%	25.7%	18.1%	16.2%	8.5%
Grand Gedeh	39.2%	4.8%	10.0%	10.7%	5.4%
Grand Kru	30.5%	27.4%	35.1%	39.4%	45.8%
Lofa	34.0%	21.1%	23.1%	27.2%	25.8%
Margibi	45.5%	48.5%	55.3%	45.4%	25.0%
Maryland	7.6%	1.0%	8.1%	13.4%	21.5%
Monteserrado	25.9%	0.0%	0.0%	0.0%	3.0%
Nimba	27.8%	16.1%	15.2%	18.3%	14.5%
River Cess	41.6%	33.8%	43.0%	46.5%	53.8%
River Gee	27.0%	33.0%	37.2%	36.4%	37.9%
Sinoe	49.4%	44.0%	39.6%	42.5%	49.7%
<b>Average</b>	<b>31.9%</b>	<b>21.3%</b>	<b>23.4%</b>	<b>25.6%</b>	<b>22.8%</b>

\*MCSS data was not recorded in the 2012 annual school census.



- ✓ At a national level, the dropout rate fluctuates greatly between grades, counties and gender. The high rates of over 20% for each grade level can possibly be attributed to the high number of students that are overage.
- ✓ Between grades 1-2 and grades 2-3; there is a difference in the dropout rate of over 10% for both males and females. This may be a reflection of early childhood education schooling and students' lack of preparedness, or that many students are not attending early childhood education.
- ✓ By county, the dropout rate ranges from 0% in Bomi between grades 2-3 to 53.3% in Margibi between grades 3-4. In Grand Bassa, Margibi, River Cess and Sinoe there is a dropout rate above 30% between each grade level.
- ✓ Note the high female dropout rate in Margibi between grades 3-4 (55.3%).

## 8.0. Secondary schools, 2013

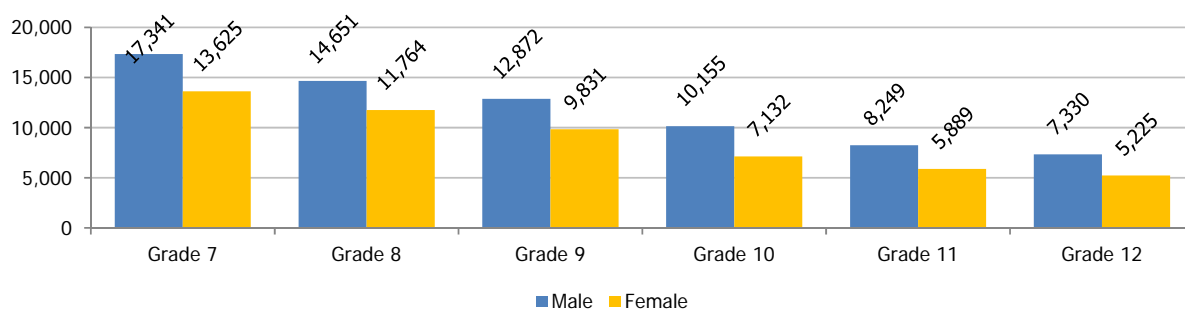
### 8.1. Access

#### 8.1.1. Enrollment

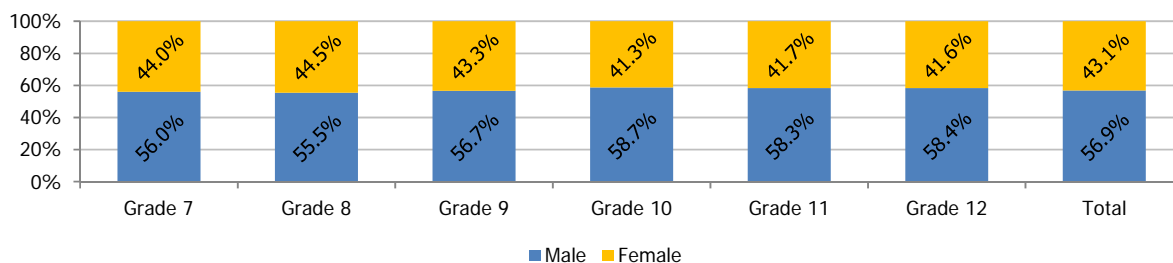
**Number of secondary school students by county and grade, 2013**

County	Total	Grade 7	Grade 8	Grade 9	Grade 10	Grade 11	Grade 12
Bomi	3,906	1,074	857	807	590	334	244
Bong	8,754	2,366	2,018	1,710	1,198	837	625
Gbarpolu	1,331	440	434	297	108	35	17
Grand Bassa	4,274	1,216	932	833	509	373	411
Grand Cape Mount	2,255	621	557	498	346	169	64
Grand Gedeh	4,013	992	780	678	659	494	410
Grand Kru	1,942	720	475	349	155	147	96
Lofa	9,507	2,390	2,074	1,760	1,332	995	956
Margibi	9,820	2,563	2,174	1,763	1,327	1,134	859
Maryland	4,974	1,176	1,022	822	820	612	522
MCSS	7,525	1,782	1,574	1,167	1,093	980	929
Monteserrado	40,338	8,646	7,835	7,349	5,897	5,285	5,326
Nimba	20,956	5,717	4,678	3,916	2,622	2,251	1,772
River Cess	631	242	154	109	57	40	29
River Gee	1,754	508	432	316	252	157	89
Sinoe	2,084	513	419	329	322	295	206
<b>Total</b>	<b>124,064</b>	<b>30,966</b>	<b>26,415</b>	<b>22,703</b>	<b>17,287</b>	<b>14,138</b>	<b>12,555</b>

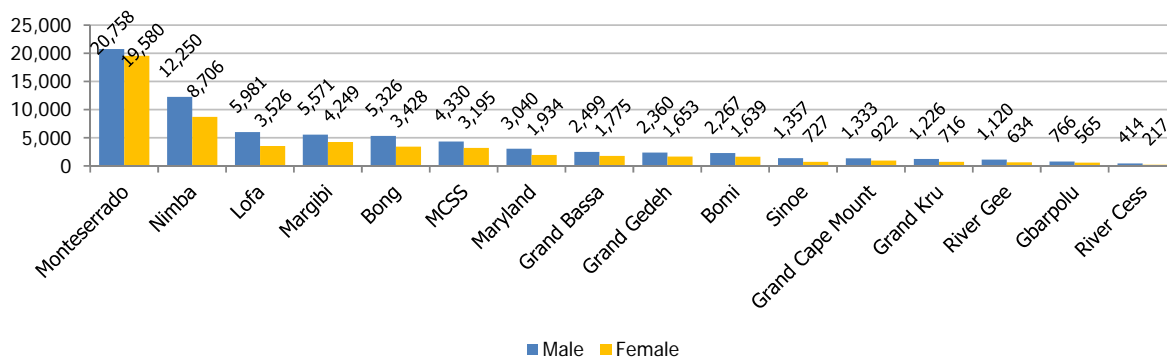
**Number of secondary school students by grade and gender, 2013**

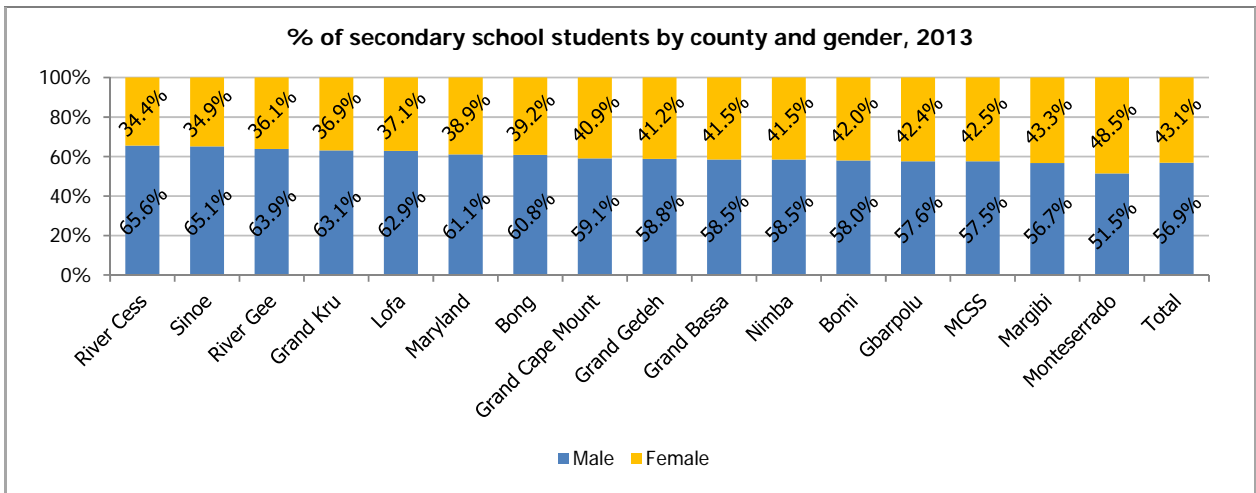


**% of secondary school students by grade and gender, 2013**



**Number of secondary school students by county and gender, 2013**

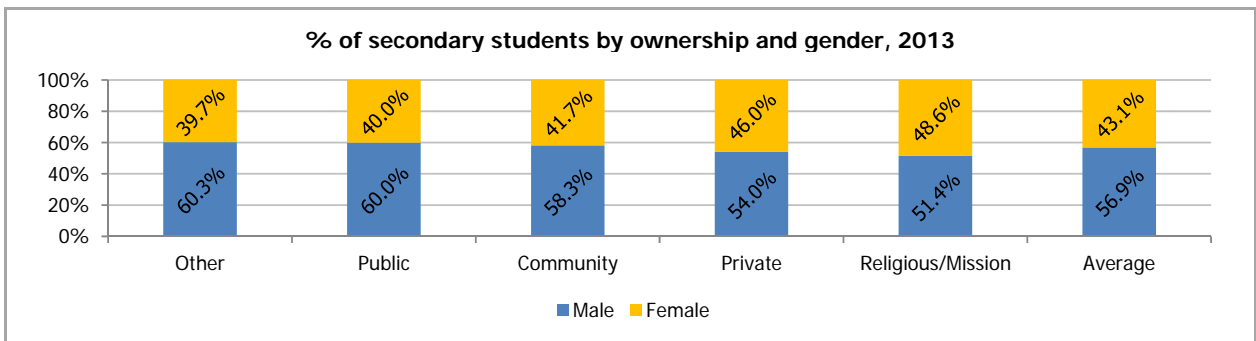
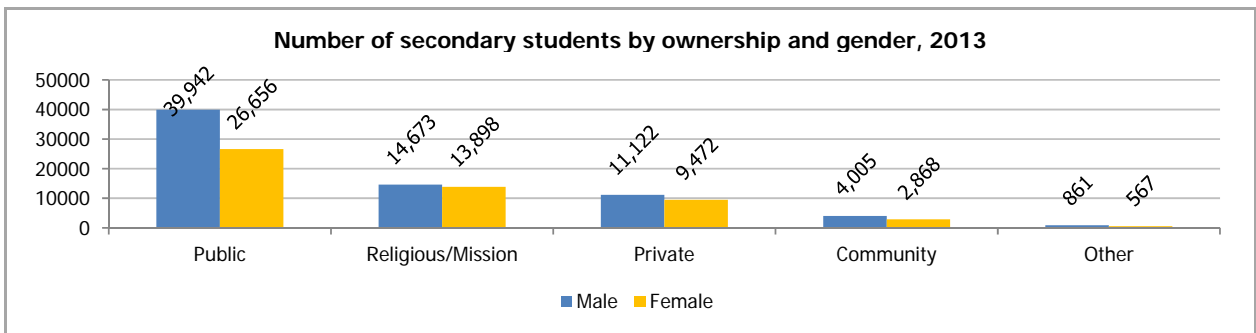




- ✓ There are 124,064 secondary students in Liberia. The counties with the greatest number are Monteserrado (40,338) and Nimba (20,956).
- ✓ Similar to primary, the number of students by grade declines throughout the cycle, from 30,966 in grade 7 to 12,555 in grade 12.
- ✓ The percentage of students who are male is greater in every grade of secondary and even increases slightly between grade 7 and grade 12. 56.9% of secondary students are male compared to 43.1% who are female.
- ✓ The number of females is less than the number of males in every county at the secondary level in Liberia. The percentage of females ranges from 48.5% in Monteserrado to 34.4% in River Cess. In 7 counties the percentage of female secondary students is less than 40%.

**Number and % of secondary students by ownership and grade, 2013**

Ownership	Total	Grade 7	Grade 8	Grade 9	Grade 10	Grade 11	Grade 12
Public	66,598	18,533	15,165	12,047	8,642	6,657	5,554
Private	20,594	5,083	4,385	4,135	2,680	2,351	1,960
Religious/Mission	28,571	5,361	5,090	4,972	4,761	4,158	4,229
Community	6,873	1,680	1,477	1,323	959	770	664
Other	1,428	309	298	226	245	202	148
<b>Total</b>	<b>124,064</b>	<b>30,966</b>	<b>26,415</b>	<b>22,703</b>	<b>17,287</b>	<b>14,138</b>	<b>12,555</b>

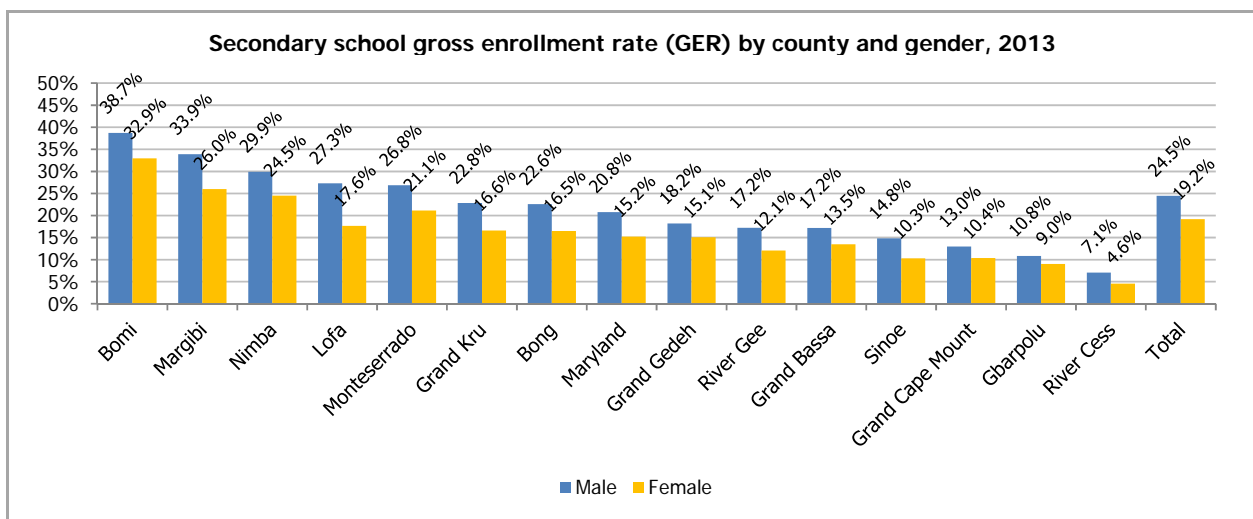


- ✓ Similar to primary school, the greatest number of secondary students is in public schools.
- ✓ However, there are a greater proportion of secondary students in schools other than public. The percentage of secondary students enrolled in non-public schools is roughly 50%.
- ✓ Also differing from primary school, the ownership type that enrolls the second largest number of secondary students is religious/mission schools.
- ✓ Interestingly, the decline in enrollment between grade 7 and grade 12 is least pronounced in religious/mission schools. Enrollment declines from 5,361 in grade 7 to 4,229 in religious/mission schools.

### Secondary school gross enrollment rate (GER) by county and gender, 2013

County	Total			Male			Female		
	Ages 12-17 pop	All ages enrolled	GER	Ages 12-17 pop	All ages enrolled	GER	Ages 12-17 pop	All ages enrolled	GER
Bomi	10,832	3,906	36.1%	5,856	2,267	38.7%	4,976	1,639	32.9%
Bong	44,397	8,754	19.7%	23,596	5,326	22.6%	20,801	3,428	16.5%
Gbarpolu	13,343	1,331	10.0%	7,072	766	10.8%	6,271	565	9.0%
Grand Bassa	27,726	4,274	15.4%	14,544	2,499	17.2%	13,182	1,775	13.5%
Grand Cape Mount	19,190	2,255	11.8%	10,290	1,333	13.0%	8,900	922	10.4%
Grand Gedeh	23,959	4,013	16.7%	12,993	2,360	18.2%	10,966	1,653	15.1%
Grand Kru	9,677	1,942	20.1%	5,369	1,226	22.8%	4,308	716	16.6%
Lofa	41,930	9,507	22.7%	21,926	5,981	27.3%	20,003	3,526	17.6%
Margibi	32,771	9,820	30.0%	16,424	5,571	33.9%	16,347	4,249	26.0%
Maryland	27,356	4,974	18.2%	14,638	3,040	20.8%	12,718	1,934	15.2%
Monteserrado & MCSS	201,399	88,201	43.8%	93,510	25,088	26.8%	107,889	22,775	21.1%
Nimba	76,504	20,956	27.4%	40,940	12,250	29.9%	35,564	8,706	24.5%
River Cess	10,602	631	6.0%	5,854	414	7.1%	4,748	217	4.6%
River Gee	11,762	1,754	14.9%	6,503	1,120	17.2%	5,259	634	12.1%
Sinoe	16,218	2,084	12.8%	9,152	1,357	14.8%	7,066	727	10.3%
<b>Total</b>	<b>567,666</b>	<b>124,064</b>	<b>21.9%</b>	<b>288,667</b>	<b>70,598</b>	<b>24.5%</b>	<b>278,998</b>	<b>53,466</b>	<b>19.2%</b>

\*MCSS is located within Monteserrado County.

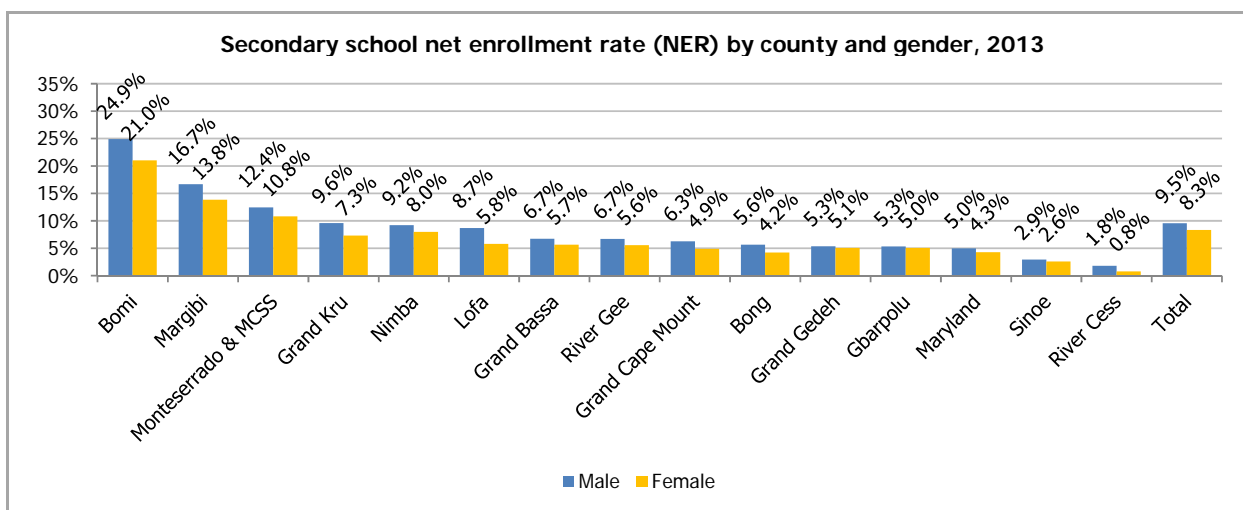


- ✓ Secondary school GER measures accessibility to education for students of all ages compared to the official secondary school age population. See Section 4.1.4 for the calculation formula
- ✓ The GER can be greater than 100% when there are a large number of overage (or underage) secondary students because it measures the number of secondary students, regardless of age, as a percentage of the official primary school age group population
- ✓ A GER below 100% indicates non-enrollment of secondary age children, or presence of out-of-school children.
- ✓ The official secondary school age in Liberia is 12-17.
- ✓ The GER in secondary schools in Liberia is 21.9%. It is over 5% higher for males than for females.
- ✓ By county, the greatest disparity in GERs between the sexes is in Lofa, where the GER is almost 10% higher for males than for females.

### Secondary school net enrollment rate (NER) by county and gender, 2013

County	Total			Male			Female		
	Ages 12-17 pop	Ages 12-17 enrolled	NER	Ages 12-17 pop	Ages 12-17 enrolled	NER	Ages 12-17 pop	Ages 12-17 enrolled	NER
Bomi	10,832	2,505	23.1%	5,856	1,459	24.9%	4,976	1,046	21.0%
Bong	44,397	2,211	5.0%	23,596	1,332	5.6%	20,801	879	4.2%
Gbarpolu	13,343	692	5.2%	7,072	376	5.3%	6,271	316	5.0%
Grand Bassa	27,726	1,722	6.2%	14,544	977	6.7%	13,182	745	5.7%
Grand Cape Mount	19,190	1,078	5.6%	10,290	644	6.3%	8,900	434	4.9%
Grand Gedeh	23,959	1,248	5.2%	12,993	694	5.3%	10,966	554	5.1%
Grand Kru	9,677	830	8.6%	5,369	515	9.6%	4,308	315	7.3%
Lofa	41,930	3,060	7.3%	21,926	1,902	8.7%	20,003	1,158	5.8%
Margibi	32,771	4,999	15.3%	16,424	2,737	16.7%	16,347	2,262	13.8%
Maryland	27,356	1,270	4.6%	14,638	726	5.0%	12,718	544	4.3%
Monteserrado & MCSS	201,399	23,303	11.6%	93,510	11,627	12.4%	107,889	11,676	10.8%
Nimba	76,504	6,604	8.6%	40,940	3,765	9.2%	35,564	2,839	8.0%
River Cess	10,602	140	1.3%	5,854	104	1.8%	4,748	36	0.8%
River Gee	11,762	729	6.2%	6,503	436	6.7%	5,259	293	5.6%
Sinoe	16,218	450	2.8%	9,152	268	2.9%	7,066	182	2.6%
<b>Total</b>	<b>567,666</b>	<b>50,841</b>	<b>9.0%</b>	<b>288,667</b>	<b>27,562</b>	<b>9.5%</b>	<b>278,998</b>	<b>23,279</b>	<b>8.3%</b>

\*MCSS is located within Monteserrado County.

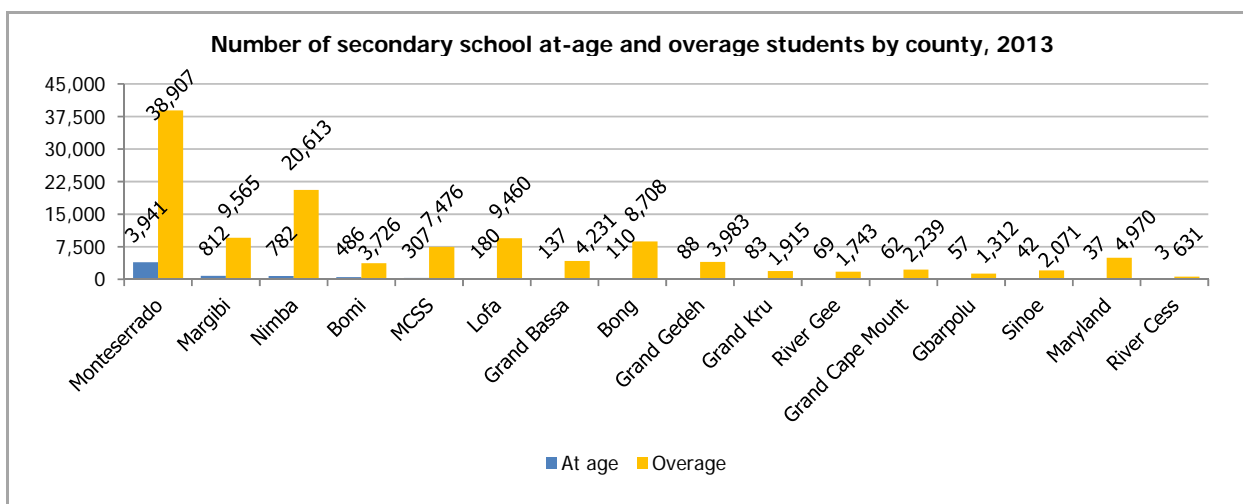


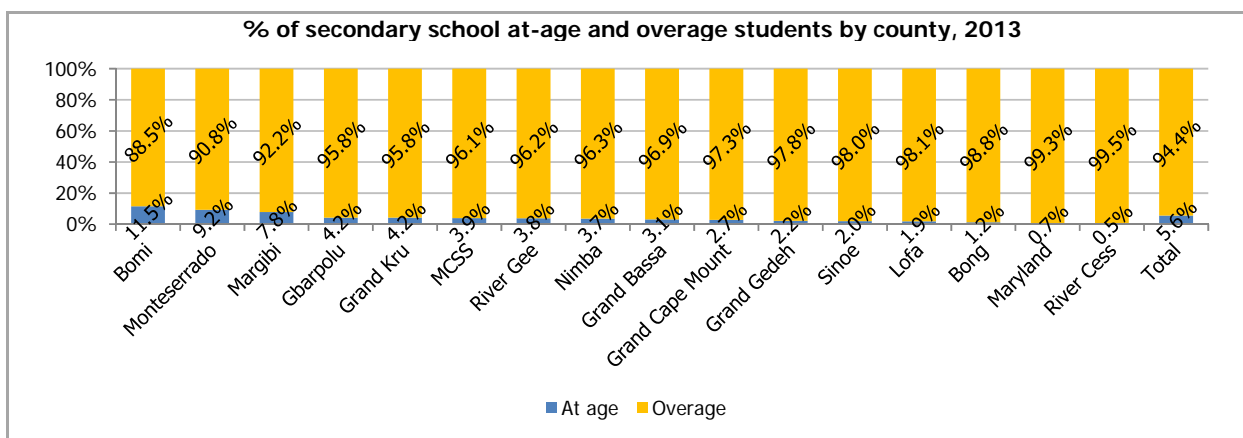
- ✓ The secondary NER is the portion of secondary school age children who are enrolled in secondary school. If all children of secondary school age are enrolled in secondary school, the secondary NER is 100%. By definition, the NER cannot exceed 100%. See Section 4.1.5 for the calculation formula.
- ✓ The net enrollment rate (NER) at the secondary level is 9%. Counties where the NER is particularly low include River Cess, Sinoe and Maryland, where NER is below 5%.
- ✓ Counties where the secondary NER are highest include Bomi (23.1%), Margibi (15.3%) and Monteserrado & MCSS (11.6%).
- ✓ In every county, the NER for males is greater than that for females.
- ✓ At the national level, the NER for males is 9.5% while it is 8.3% for females.

### 8.1.2. Overage students

**Number and % of secondary school at-age and overage students by county and gender, 2013**

County	Total			Male			Female		
	At age	Overage	Overage %	At age	Overage	Overage %	At age	Overage	Overage %
Bomi	486	3,726	88.5%	301	2,153	87.7%	185	1,573	89.5%
Bong	110	8,708	98.8%	71	5,302	98.7%	39	3,406	98.9%
Gbarpolu	57	1,312	95.8%	35	753	95.6%	22	559	96.2%
Grand Bassa	137	4,231	96.9%	81	2,473	96.8%	56	1,758	96.9%
Grand Cape Mount	62	2,239	97.3%	46	1,324	96.6%	16	915	98.3%
Grand Gedeh	88	3,983	97.8%	52	2,343	97.8%	36	1,640	97.9%
Grand Kru	83	1,915	95.8%	53	1,208	95.8%	30	707	95.9%
Lofa	180	9,460	98.1%	116	5,951	98.1%	64	3,509	98.2%
Margibi	812	9,565	92.2%	486	5,409	91.8%	326	4,156	92.7%
Maryland	37	4,970	99.3%	30	3,038	99.0%	7	1,932	99.6%
MCSS	307	7,476	96.1%	190	4,293	95.8%	117	3,183	96.5%
Monteserrado	3,941	38,907	90.8%	1,922	20,048	91.3%	2,019	18,859	90.3%
Nimba	782	20,613	96.3%	446	12,028	96.4%	336	8,585	96.2%
River Cess	3	631	99.5%	2	414	99.5%	1	217	99.5%
River Gee	69	1,743	96.2%	43	1,111	96.3%	26	632	96.0%
Sinoe	42	2,071	98.0%	23	1,350	98.3%	19	721	97.4%
<b>Total</b>	<b>7,196</b>	<b>121,550</b>	<b>94.4%</b>	<b>3,897</b>	<b>69,198</b>	<b>94.7%</b>	<b>3,299</b>	<b>52,352</b>	<b>94.1%</b>

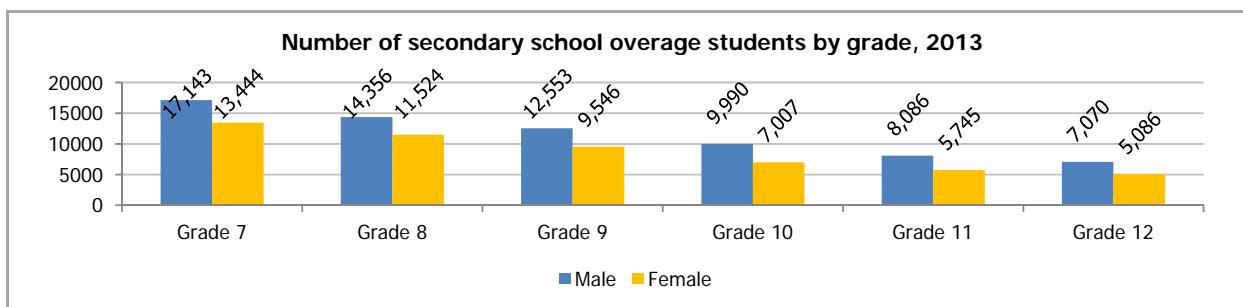
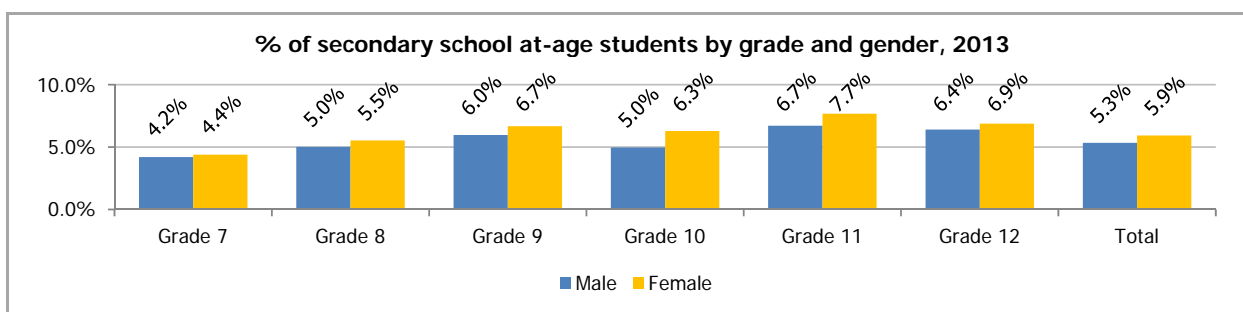
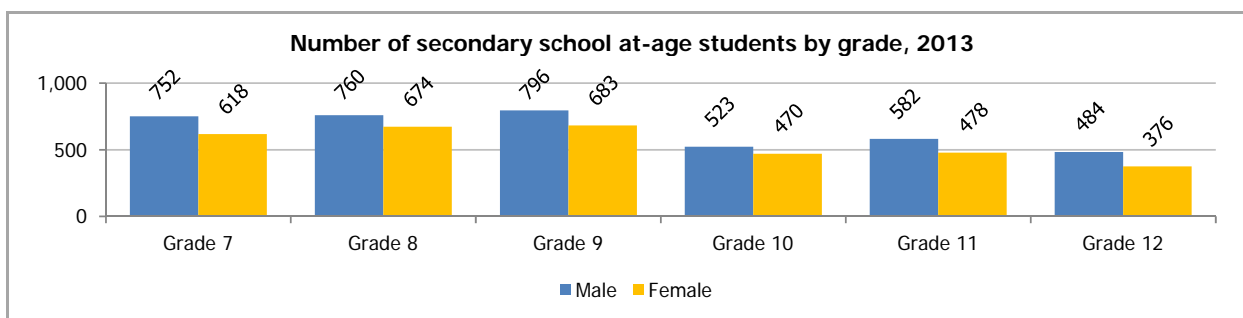




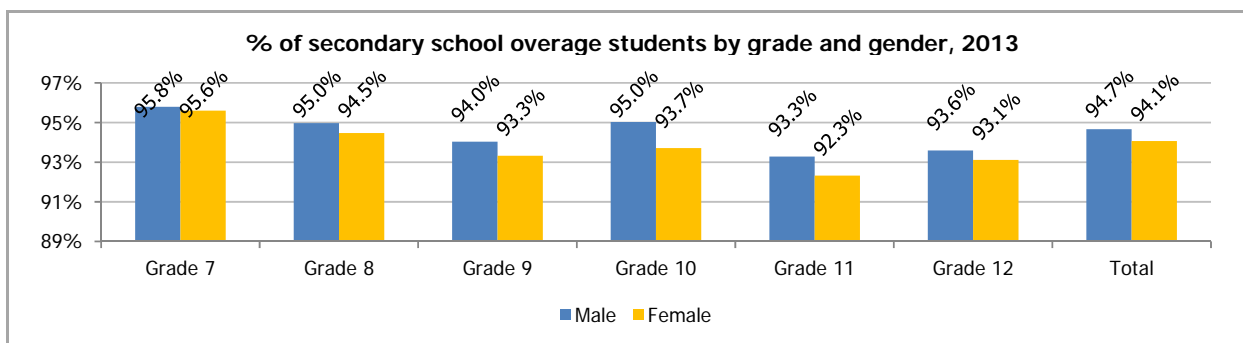
- ✓ The vast majority of Liberian secondary students are considered overage. 94.4% are overage for grade.
- ✓ There does not appear to be much of a gender disparity in the number of overage secondary students. 94.7% of males are overage for grade, compared to 94.1% for females.
- ✓ In all, in 7 counties fewer than 100 secondary students are considered at-age.
- ✓ There are 13 counties where the percentage of overage secondary students is above 95%. The county with the lowest percentage of overage students is Bomi at 88.5%.

**Number and % of secondary school at-age and overage students by grade and gender, 2013**

Grade	Total			Male			Female		
	At age	Overage	Overage %	At age	Overage	Overage %	At age	Overage	Overage %
Grade 7	1,370	30,587	95.7%	752	17,143	95.8%	618	13,444	95.6%
Grade 8	1,434	25,880	94.7%	760	14,356	95.0%	674	11,524	94.5%
Grade 9	1,479	22,099	93.7%	796	12,553	94.0%	683	9,546	93.3%
Grade 10	993	16,997	94.5%	523	9,990	95.0%	470	7,007	93.7%
Grade 11	1,060	13,831	92.9%	582	8,086	93.3%	478	5,745	92.3%
Grade 12	860	12,156	93.4%	484	7,070	93.6%	376	5,086	93.1%
<b>Total</b>	<b>7,196</b>	<b>121,550</b>	<b>94.4%</b>	<b>3,897</b>	<b>69,198</b>	<b>94.7%</b>	<b>3,299</b>	<b>52,352</b>	<b>94.1%</b>







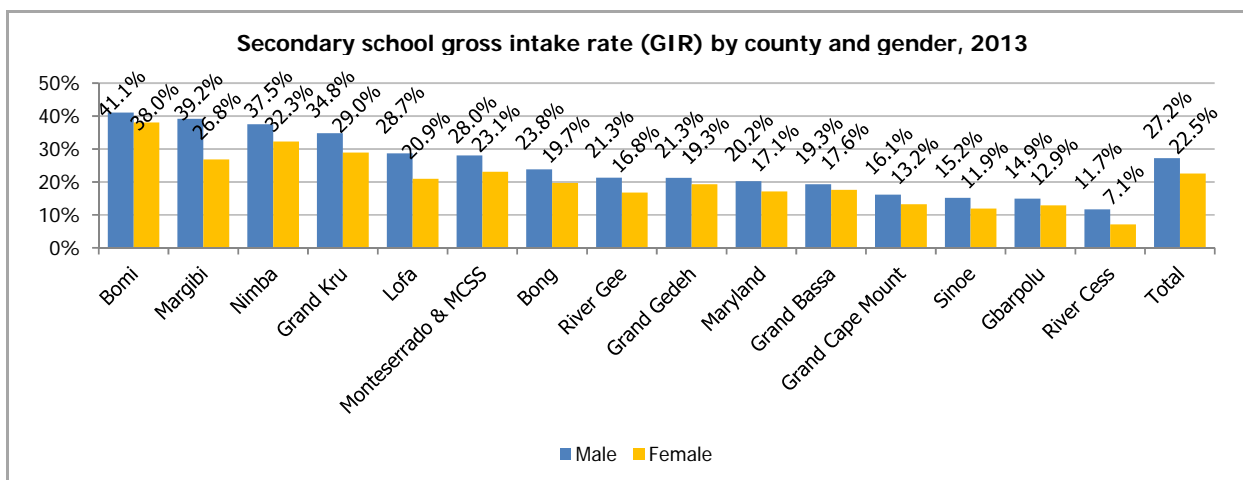
- ✓ The percentage of overage students stays relatively constant throughout the secondary cycle, from 95.7% in grade 7 to 93.4% in grade 12.
- ✓ The percentage overage stays relatively constant regardless of gender, from grade to grade.
- ✓ The number of at-age students decreases from 1,370 in grade 7 to 860 in grade 12.
- ✓ The greatest difference between the sexes is in grade 10, where 95% of male students are overage compared to 93.7%.
- ✓ The percentage of at-age students increases very slightly between grade 7 and grade 11 before dropping again in grade 12.

### 8.1.3. Intakes

**Secondary school gross intake rate (GIR) by county and gender, 2013**

County	Total			Male			Female		
	Age 12 pop	Intakes all ages	GIR	Age 12 pop	Intakes all ages	GIR	Age 12 pop	Intakes all ages	GIR
Bomi	2,497	991	39.7%	1,356	557	41.1%	1,141	434	38.0%
Bong	9,307	2,046	22.0%	5,171	1,231	23.8%	4,136	815	19.7%
Gbarpolu	2,959	413	14.0%	1,572	234	14.9%	1,387	179	12.9%
Grand Bassa	6,027	1,117	18.5%	3,269	631	19.3%	2,758	486	17.6%
Grand Cape Mount	3,876	574	14.8%	2,120	342	16.1%	1,756	232	13.2%
Grand Gedeh	4,562	929	20.4%	2,470	525	21.3%	2,092	404	19.3%
Grand Kru	2,007	647	32.2%	1,130	393	34.8%	877	254	29.0%
Lofa	8,824	2,206	25.0%	4,626	1,327	28.7%	4,198	879	20.9%
Margibi	7,003	2,313	33.0%	3,513	1,376	39.2%	3,490	937	26.8%
Maryland	5,825	1,093	18.8%	3,126	632	20.2%	2,699	461	17.1%
Monteserrado & MCSS	38,511	9,776	25.4%	17,891	5,012	28.0%	20,620	4,764	23.1%
Nimba	15,219	5,338	35.1%	8,099	3,040	37.5%	7,120	2,298	32.3%
River Cess	2,233	216	9.7%	1,259	147	11.7%	974	69	7.1%
River Gee	2,515	486	19.3%	1,417	302	21.3%	1,098	184	16.8%
Sinoe	3,453	476	13.8%	1,971	299	15.2%	1,482	177	11.9%
<b>Total</b>	<b>114,818</b>	<b>28,621</b>	<b>24.9%</b>	<b>58,990</b>	<b>16,048</b>	<b>27.2%</b>	<b>55,828</b>	<b>12,573</b>	<b>22.5%</b>

\*MCSS is located within Monteserrado County.

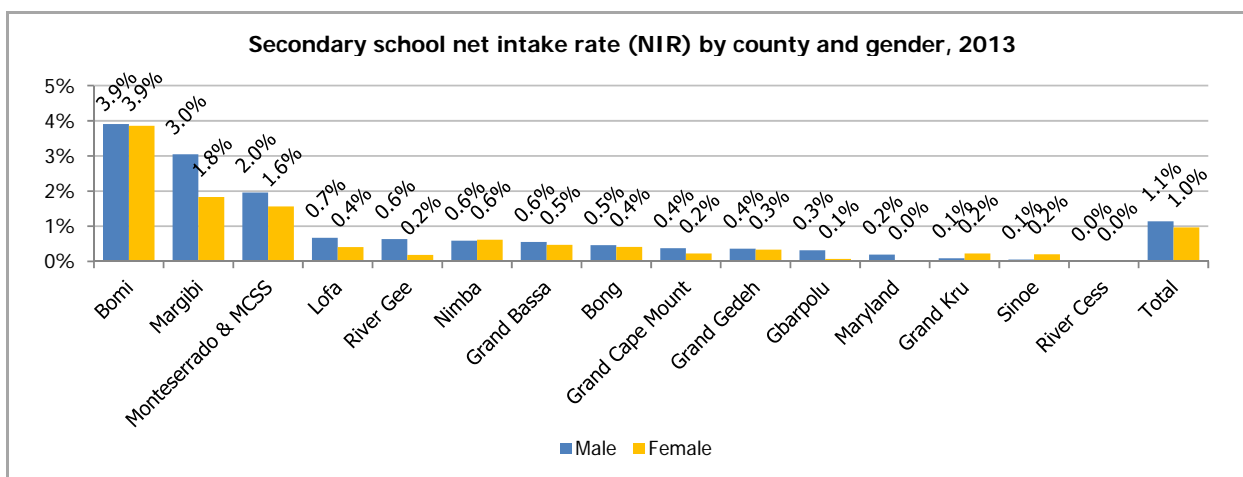


- ✓ GIR measures the level of access of new entrants of all ages compared to the official secondary new entrant age population.
- ✓ A GIR value of 100% indicates that a country's education system is, in principle, able to accommodate all of its secondary new entrance age population. The official secondary school age in Liberia is 12. See Section 4.1.2 for the calculation formula.
- ✓ Similar to enrollment rates, the primary gross intake rate (GIR) fluctuates widely from county to county, from 9.7% in River Cess to 39.7% in Bomi.
- ✓ GIR is 24.9% into secondary school.
- ✓ A GIR value exceeding 100% indicates enrollment of some children above or below the official secondary school entrance age.
- ✓ The GIR is higher in each county for males than for females. Counties with the most striking difference include Margibi (39.2% to 26.8%) and Lofa (28.7% to 20.9%).

### Secondary school net intake rate (NIR) by county and gender, 2013

County	Total			Male			Female		
	Age 12 pop	Intakes age 12	NIR	Age 12 pop	Intakes age 12	NIR	Age 12 pop	Intakes age 12	NIR
Bomi	2,497	97	3.9%	1,356	53	3.9%	1,141	44	3.9%
Bong	9,307	41	0.4%	5,171	24	0.5%	4,136	17	0.4%
Gbarpolu	2,959	6	0.2%	1,572	5	0.3%	1,387	1	0.1%
Grand Bassa	6,027	31	0.5%	3,269	18	0.6%	2,758	13	0.5%
Grand Cape Mount	3,876	12	0.3%	2,120	8	0.4%	1,756	4	0.2%
Grand Gedeh	4,562	16	0.4%	2,470	9	0.4%	2,092	7	0.3%
Grand Kru	2,007	3	0.1%	1,130	1	0.1%	877	2	0.2%
Lofa	8,824	48	0.5%	4,626	31	0.7%	4,198	17	0.4%
Margibi	7,003	171	2.4%	3,513	107	3.0%	3,490	64	1.8%
Maryland	5,825	7	0.1%	3,126	6	0.2%	2,699	1	0.0%
Monteserrado & MCSS	38,512	673	1.7%	17,891	351	2.0%	20,620	322	1.6%
Nimba	15,220	92	0.6%	8,099	48	0.6%	7,120	44	0.6%
River Cess	2,233	0	0.0%	1,259	0	0.0%	974	0	0.0%
River Gee	2,515	11	0.4%	1,417	9	0.6%	1,098	2	0.2%
Sinoe	3,453	4	0.1%	1,971	1	0.1%	1,482	3	0.2%
<b>Total</b>	<b>114,819</b>	<b>1,212</b>	<b>1.1%</b>	<b>58,990</b>	<b>671</b>	<b>1.1%</b>	<b>55,828</b>	<b>541</b>	<b>1.0%</b>

\*MCSS is located within Monteserrado County.

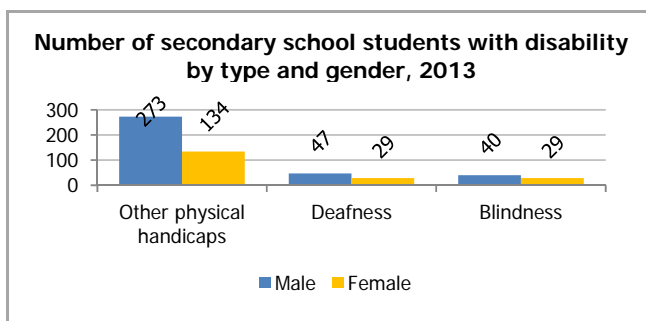
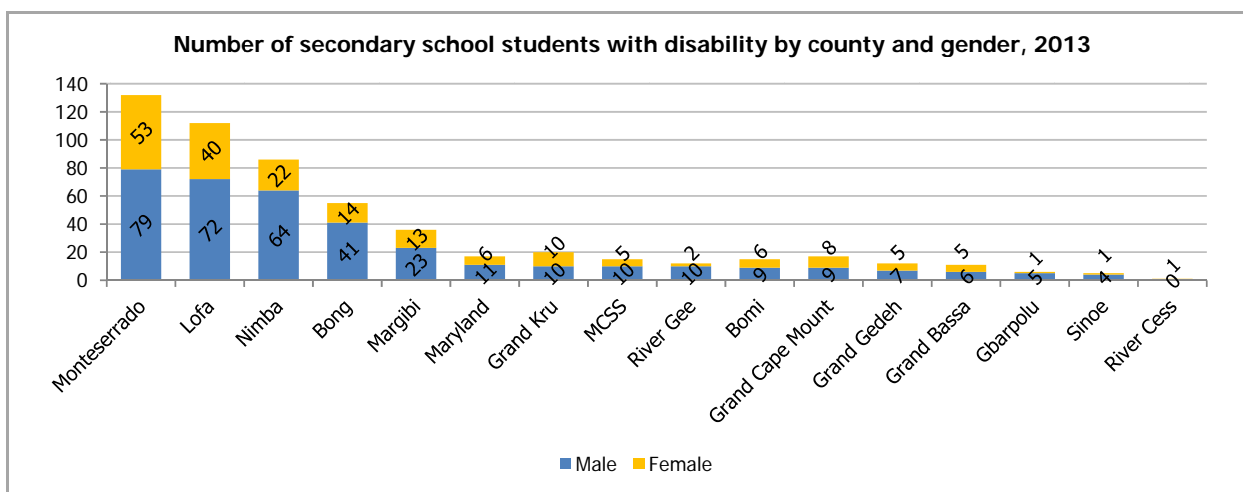


- ✓ NIR measures the level of access of new entrants of the official secondary school entrance age compared to the official secondary entrance age population. NIR value of 100% indicates that a country's education system is, in principle, able to accommodate all of its secondary new entrance age population. By definition, the NIR cannot exceed 100%. See Section 4.1.3 for the calculation formula.
- ✓ Note that the net intake rate (NIR), similar to gross intake, varies from county to county, but no county has a NIR above 3.9% for both sexes combined. At a national level, NIR is 1.1%.
- ✓ While overall NIR fluctuates widely between counties, within each county there is very little difference between male and female Net Intake Rates.
- ✓ In total, there are 12 counties where the percentage of age-appropriate secondary entrants is below 1%.

### 8.1.4. Students with disability

#### Number and % of secondary school students with disability by county and gender, 2013

County	Total			Male			Female		
	All students	S/With disability	S/with disability%	All students	S/With disability	S/with disability%	All students	S/with disability	S/with disability%
Bomi	3,906	15	0.4%	2,267	9	0.4%	1,639	6	0.4%
Bong	8,754	55	0.6%	5,326	41	0.8%	3,428	14	0.4%
Gbarpolu	1,331	6	0.5%	766	5	0.7%	565	1	0.2%
Grand Bassa	4,274	11	0.3%	2,499	6	0.2%	1,775	5	0.3%
Grand Cape Mount	2,255	17	0.8%	1,333	9	0.7%	922	8	0.9%
Grand Gedeh	4,013	12	0.3%	2,360	7	0.3%	1,653	5	0.3%
Grand Kru	1,942	20	1.0%	1,226	10	0.8%	716	10	1.4%
Lofa	9,507	112	1.2%	5,981	72	1.2%	3,526	40	1.1%
Margibi	9,820	36	0.4%	5,571	23	0.4%	4,249	13	0.3%
Maryland	4,974	17	0.3%	3,040	11	0.4%	1,934	6	0.3%
MCSS	7,525	15	0.2%	4,330	10	0.2%	3,195	5	0.2%
Monteserrado	40,338	132	0.3%	20,758	79	0.4%	19,580	53	0.3%
Nimba	20,956	86	0.4%	12,250	64	0.5%	8,706	22	0.3%
River Cess	631	1	0.2%	414	0	0.0%	217	1	0.5%
River Gee	1,754	12	0.7%	1,120	10	0.9%	634	2	0.3%
Sinoe	2,084	5	0.2%	1,357	4	0.3%	727	1	0.1%
<b>Total</b>	<b>124,064</b>	<b>552</b>	<b>0.4%</b>	<b>70,598</b>	<b>360</b>	<b>0.5%</b>	<b>53,466</b>	<b>192</b>	<b>0.4%</b>



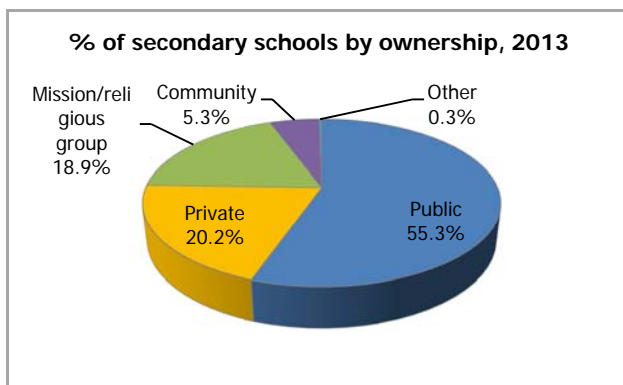
- ✓ The percentage of secondary students with a noted disability is 0.5% for males and 0.4% for females.
- ✓ The most common type of disability in Liberian secondary schools is listed as "other physical handicaps". This includes impairments such as a missing or deformed limb, or partial paralysis in a limb.
- ✓ Fewer than 150 total secondary students are deaf or blind.

## 8.2. Resources

### 8.2.1. Secondary schools

**Number and % of secondary schools by county and ownership, 2013**

County	Total	Public		Private		Religious /Mission		Community		Other	
		Count	% total	Count	% total	Count	% total	Count	% total	Count	%total
Bomi	17	11	64.7%	0	0.0%	3	17.6%	3	17.6%	0	0.0%
Bong	70	51	72.9%	9	12.9%	8	11.4%	2	2.9%	0	0.0%
Gbarpolu	19	16	84.2%	0	0.0%	3	15.8%	0	0.0%	0	0.0%
Grand Bassa	25	10	40.0%	2	8.0%	8	32.0%	5	20.0%	0	0.0%
Grand Cape Mount	20	15	75.0%	0	0.0%	5	25.0%	0	0.0%	0	0.0%
Grand Gedeh	27	23	85.2%	2	7.4%	2	7.4%	0	0.0%	0	0.0%
Grand Kru	35	31	88.6%	0	0.0%	4	11.4%	0	0.0%	0	0.0%
Lofa	59	46	78.0%	1	1.7%	9	15.3%	3	5.1%	0	0.0%
Margibi	48	20	41.7%	14	29.2%	4	8.3%	10	20.8%	0	0.0%
Maryland	26	19	73.1%	1	3.8%	5	19.2%	0	0.0%	1	3.8%
MCSS	9	9	100.0%	0	0.0%	0	0.0%	0	0.0%	0	0.0%
Monteserrado	226	38	16.8%	114	50.4%	64	28.3%	10	4.4%	0	0.0%
Nimba	150	101	67.3%	14	9.3%	26	17.3%	8	5.3%	1	0.7%
River Cess	8	7	87.5%	0	0.0%	1	12.5%	0	0.0%	0	0.0%
River Gee	11	10	90.9%	0	0.0%	1	9.1%	0	0.0%	0	0.0%
Sinoe	26	22	84.6%	0	0.0%	4	15.4%	0	0.0%	0	0.0%
<b>Total</b>	<b>776</b>	<b>429</b>	<b>55.3%</b>	<b>157</b>	<b>20.2%</b>	<b>147</b>	<b>18.9%</b>	<b>41</b>	<b>5.3%</b>	<b>2</b>	<b>0.3%</b>



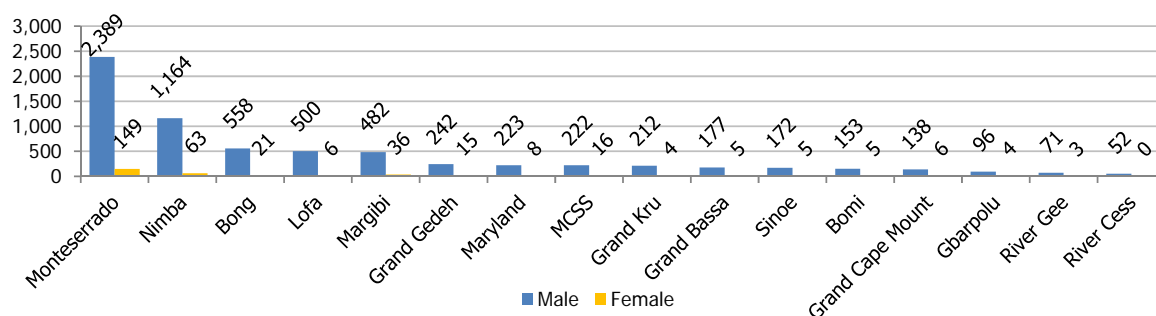
- ✓ There are 776 total secondary schools in Liberia.
- ✓ The majority of secondary schools (55.3%) are public schools.
- ✓ Private (20.2%) and religious/mission (18.9%) schools also constitute relatively large percentages of ownership type.
- ✓ There are three counties where the percentage of secondary schools that are private is greater than 10%; Bong, Margibi and Monteserrado.
- ✓ The percentage of secondary schools that are public ranges from 16.8% in Monteserrado to 100% in MCSS.

## 8.2.2. Teachers

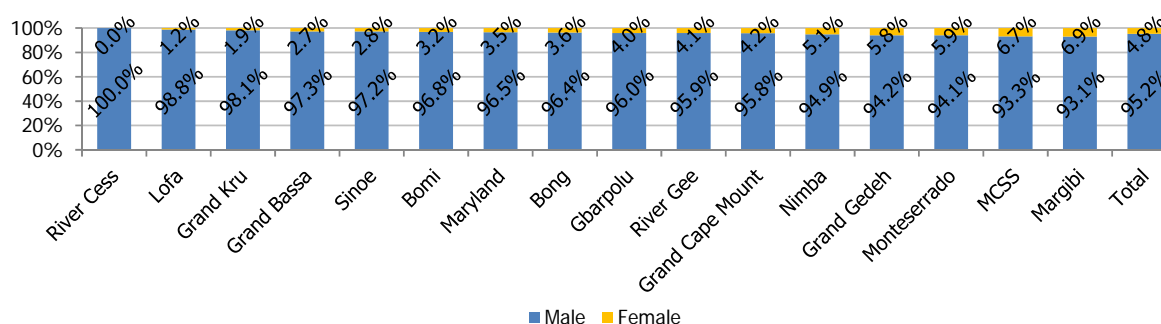
**Number and % of secondary school teachers by county and gender, 2013**

County	Total	Male		Female	
		Count	% total	Count	% total
Bomi	158	153	96.8%	5	3.2%
Bong	579	558	96.4%	21	3.6%
Gbarpolu	100	96	96.0%	4	4.0%
Grand Bassa	182	177	97.3%	5	2.7%
Grand Cape Mount	144	138	95.8%	6	4.2%
Grand Gedeh	257	242	94.2%	15	5.8%
Grand Kru	216	212	98.1%	4	1.9%
Lofa	506	500	98.8%	6	1.2%
Margibi	518	482	93.1%	36	6.9%
Maryland	231	223	96.5%	8	3.5%
MCSS	238	222	93.3%	16	6.7%
Monteserrado	2,538	2,389	94.1%	149	5.9%
Nimba	1,227	1,164	94.9%	63	5.1%
River Cess	52	52	100.0%	0	0.0%
River Gee	74	71	95.9%	3	4.1%
Sinoe	177	172	97.2%	5	2.8%
<b>Total</b>	<b>7,197</b>	<b>6,851</b>	<b>95.2%</b>	<b>346</b>	<b>4.8%</b>

**Number of secondary schools teachers by county and gender, 2013**



**% of secondary schools teachers by county and gender, 2013**

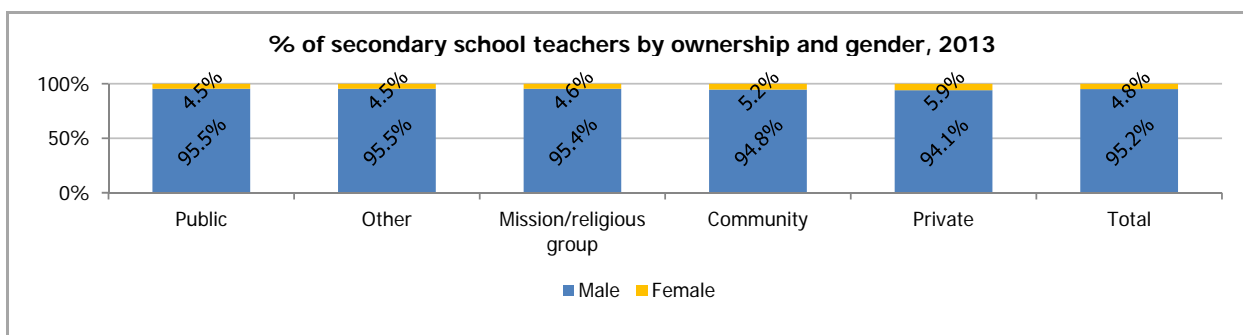
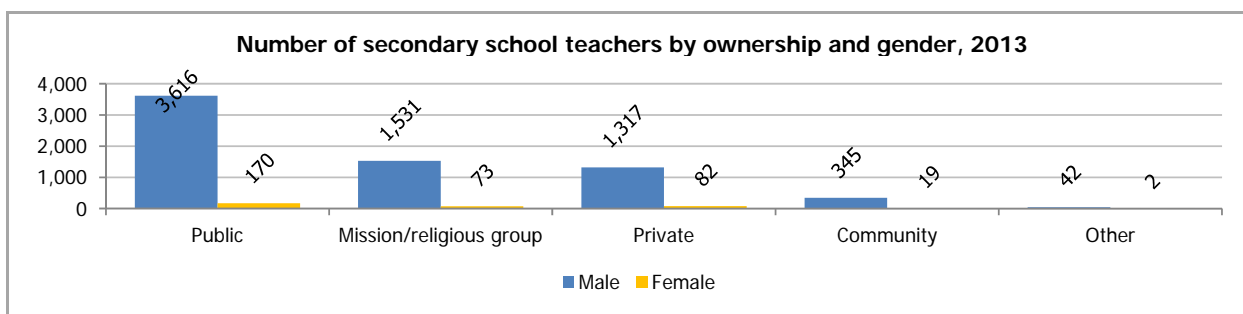


- ✓ There is wide gender disparity among teachers in secondary schools as males make up an overwhelming majority. This is significant as research suggests that focused recruitment and training of female teachers may help increase educational opportunities for girls, for there is a high correlation between the number of female teachers and retention of girls in school.<sup>21</sup>
- ✓ In no county does the percentage of secondary teachers who are female reach even 7%.
- ✓ In River Cess, all 52 secondary teachers are male.
- ✓ The number of male secondary teachers is greater than 1,000 in two counties, Monteserrado and Nimba.

**Number and % of secondary school teachers by ownership and gender, 2013**

Ownership	Total	Male		Female	
		Count	% total	Count	% total
Public	3,786	3,616	95.5%	170	4.5%
Private	1,399	1,317	94.1%	82	5.9%
Mission/religious group	1,604	1,531	95.4%	73	4.6%
Community	364	345	94.8%	19	5.2%
Other	44	42	95.5%	2	4.5%
<b>Total</b>	<b>7,197</b>	<b>6,851</b>	<b>95.2%</b>	<b>346</b>	<b>4.8%</b>

<sup>21</sup> <http://unesdoc.unesco.org/images/0014/001459/145990e.pdf>

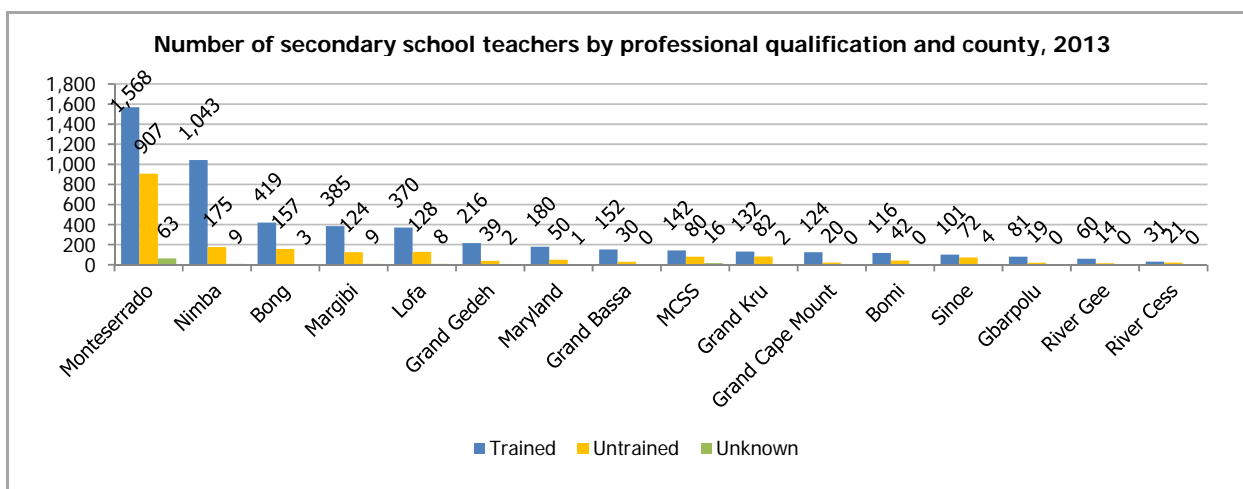


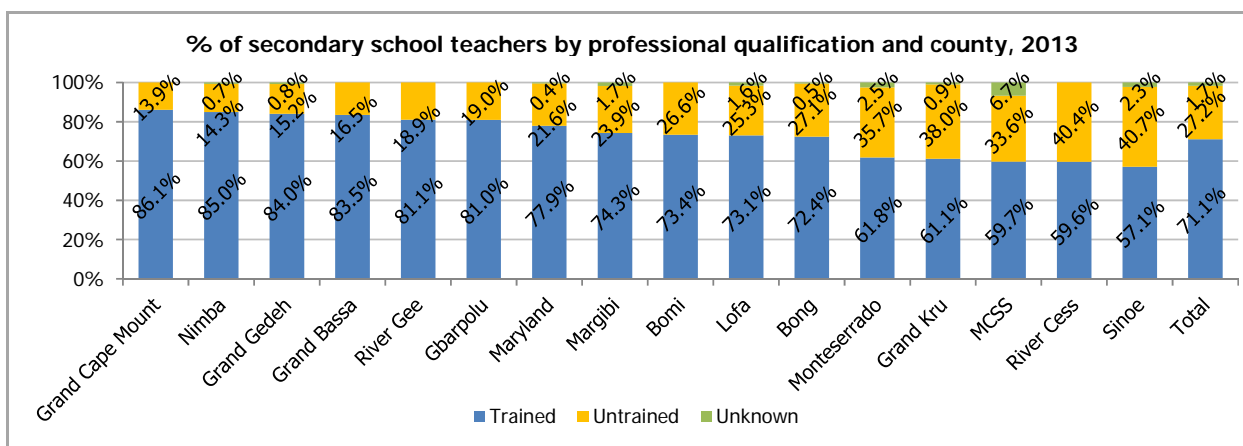
- ✓ The gender disparity among teachers persists regardless of school ownership type.
- ✓ The percentage of male teachers is between 94-96% in public, private, mission/religious and community schools.
- ✓ There are fewer than 100 female secondary teachers in each of private, mission/religious, and community schools.
- ✓ The gender disparity among the secondary teaching force may act as a barrier to the enrollment of a greater number of females. More investigation is needed to understand the implications of this disparity.

**Number and % of secondary school teachers by professional qualification and county, 2013**

County	Total	Trained		Untrained		Unknown	
		Count	% total	Count	% total	Count	% total
Bomi	158	116	73.4%	42	26.6%	0	0.0%
Bong	579	419	72.4%	157	27.1%	3	0.5%
Gbarpolu	100	81	81.0%	19	19.0%	0	0.0%
Grand Bassa	182	152	83.5%	30	16.5%	0	0.0%
Grand Cape Mount	144	124	86.1%	20	13.9%	0	0.0%
Grand Gedeh	257	216	84.0%	39	15.2%	2	0.8%
Grand Kru	216	132	61.1%	82	38.0%	2	0.9%
Lofa	506	370	73.1%	128	25.3%	8	1.6%
Margibi	518	385	74.3%	124	23.9%	9	1.7%
Maryland	231	180	77.9%	50	21.6%	1	0.4%
MCSS	238	142	59.7%	80	33.6%	16	9.2%
Monteserrado	2,538	1,568	61.8%	907	35.7%	63	2.5%
Nimba	1,227	1,043	85.0%	175	14.3%	9	0.7%
River Cess	52	31	59.6%	21	40.4%	0	0.0%
River Gee	74	60	81.1%	14	18.9%	0	0.0%
Sinoe	177	101	57.1%	72	40.7%	4	2.3%
<b>Total</b>	<b>7,197</b>	<b>5,120</b>	<b>71.1%</b>	<b>1,960</b>	<b>27.2%</b>	<b>117</b>	<b>1.7%</b>

\* "Trained" encompasses teachers with training from teacher training institute training (TTI), accelerated learning program (ALP), and higher education/university training. "Unknown" teachers include those whose professional qualification was not reported.



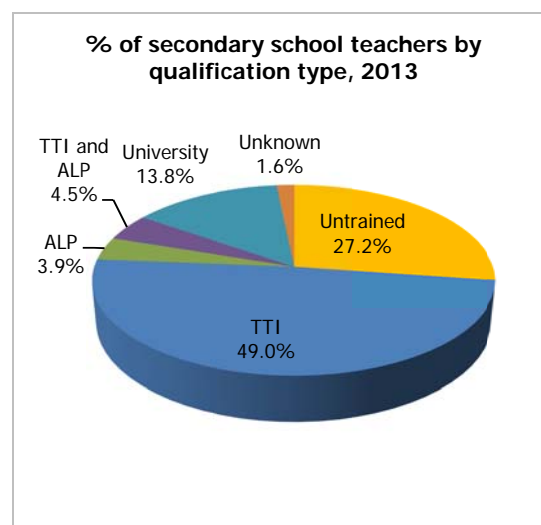
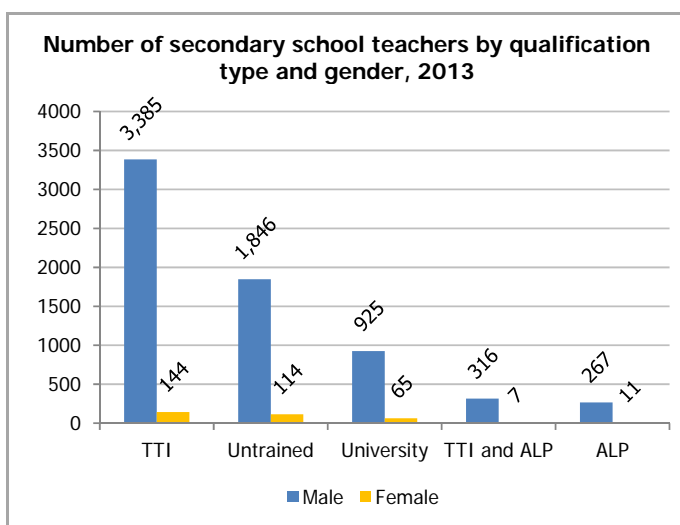


- ✓ It is important to track not only the number of teachers but also the percentage of trained teachers to measure gaps in the quality of the teaching force.
- ✓ The majority of secondary teachers in Liberia are trained, at 71%. About 27.2% are untrained.
- ✓ The percentage of secondary teachers who are trained ranges from 57.1% in Sinoe to 86.1% in Grand Cape Mount.
- ✓ The percentage who are untrained is above 40% in Sinoe and River Cess. It is under 20% in five counties.
- ✓ Over 80% of secondary teachers are trained in Gbarpolu, River Gee, Grand Bassa, Grand Gadeh, Nimba, and Grand Cape Mount.

#### Number and % of secondary school teachers by county and qualification type, 2013

County	Total	Untrained		TTI		ALP		TTI and ALP		University		Unknown	
		Count	% total	Count	% total	Count	% total	Count	% total	Count	% total	Count	% total
Bomi	158	42	26.6%	80	50.6%	5	3.2%	8	5.1%	23	14.6%	0	0.0%
Bong	579	157	27.1%	281	48.5%	19	3.3%	55	9.5%	64	11.1%	3	0.5%
Gbarpolu	100	19	19.0%	54	54.0%	6	6.0%	7	7.0%	14	14.0%	0	0.0%
Grand Bassa	182	30	16.5%	99	54.4%	3	1.6%	15	8.2%	35	19.2%	0	0.0%
Grand Cape Mount	144	20	13.9%	64	44.4%	8	5.6%	10	6.9%	42	29.2%	0	0.0%
Grand Gadeh	257	39	15.2%	112	43.6%	14	5.4%	42	16.3%	48	18.7%	2	0.8%
Grand Kru	216	82	38.0%	113	52.3%	5	2.3%	4	1.9%	10	4.6%	2	0.9%
Lofa	506	128	25.3%	281	55.5%	8	1.6%	42	8.3%	39	7.7%	8	1.6%
Margibi	518	124	23.9%	232	44.8%	39	7.5%	13	2.5%	101	19.5%	9	1.7%
Maryland	231	50	21.6%	143	61.9%	3	1.3%	6	2.6%	28	12.1%	1	0.4%
MCSS	238	80	33.6%	110	46.2%	1	0.4%	0	0.0%	31	13.0%	16	6.7%
Monteserrado	2,538	907	35.7%	1,003	39.5%	122	4.8%	65	2.6%	378	14.9%	63	2.5%
Nimba	1,227	175	14.3%	816	66.5%	38	3.1%	39	3.2%	150	12.2%	9	0.7%
River Cess	52	21	40.4%	22	42.3%	0	0.0%	3	5.8%	6	11.5%	0	0.0%
River Gee	74	14	18.9%	54	73.0%	1	1.4%	1	1.4%	4	5.4%	0	0.0%
Sinoe	177	72	40.7%	65	36.7%	6	3.4%	13	7.3%	17	9.6%	4	2.3%
<b>Total</b>	<b>7,197</b>	<b>1,960</b>	<b>27.2%</b>	<b>3,529</b>	<b>49.0%</b>	<b>278</b>	<b>3.9%</b>	<b>323</b>	<b>4.5%</b>	<b>990</b>	<b>13.8%</b>	<b>117</b>	<b>1.6%</b>

\* TTI is training from a teacher training institute (TTI). ALP is training from accelerated learning programs. "Unknown" teachers include those whose qualification type was not reported.



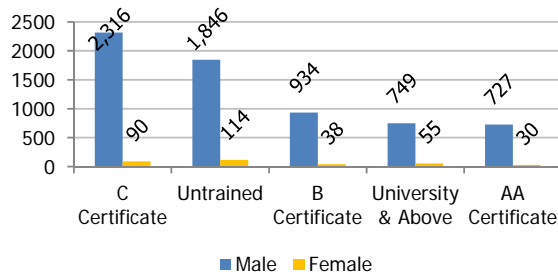
- ✓ The greatest percentages of trained teachers, by far, have TTI training; 3385 males and 144 females. In total, 49% of secondary teachers have TTI training. The next highest percentage is university, at 13.8%.
- ✓ 3.9% of secondary teachers have ALP qualifications.
- ✓ The percentage of teachers with TTI training ranges from 36.7% in Sinoe to 73% in River Gee.

### Number and % of secondary school teachers by county and type of certificate, 2013

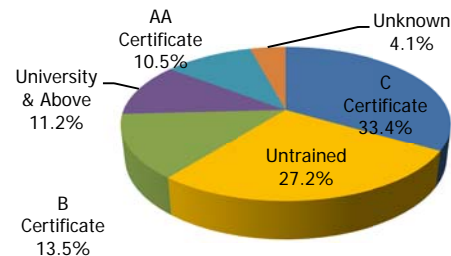
County	Total	Untrained		C Certificate		B Certificate		AA Certificate		University & Above		Unknown	
		Count	% total	Count	% total	Count	% total	Count	% total	Count	% total	Count	% total
Bomi	158	42	26.6%	54	34.2%	28	17.7%	19	12.0%	15	9.5%	-	0.0%
Bong	579	157	27.1%	259	44.7%	78	13.5%	22	3.8%	57	9.8%	6	1.0%
Gbarpolu	100	19	19.0%	51	51.0%	8	8.0%	9	9.0%	12	12.0%	1	1.0%
Grand Bassa	182	30	16.5%	51	28.0%	33	18.1%	42	23.1%	26	14.3%	-	0.0%
Grand Cape Mount	144	20	13.9%	53	36.8%	28	19.4%	8	5.6%	35	24.3%	-	0.0%
Grand Gedeh	257	39	15.2%	102	39.7%	18	7.0%	48	18.7%	44	17.1%	6	2.3%
Grand Kru	216	82	38.0%	88	40.7%	28	13.0%	5	2.3%	10	4.6%	3	1.4%
Lofa	506	128	25.3%	218	43.1%	69	13.6%	44	8.7%	37	7.3%	10	2.0%
Margibi	518	124	23.9%	194	37.5%	53	10.2%	47	9.1%	91	17.6%	9	1.7%
Maryland	231	50	21.6%	102	44.2%	35	15.2%	14	6.1%	21	9.1%	9	3.9%
MCSS	238	80	33.6%	58	24.4%	38	16.0%	19	8.0%	24	10.1%	19	8.0%
Monteserrado	2,538	907	35.7%	457	18.0%	346	13.6%	361	14.2%	281	11.1%	186	7.3%
Nimba	1,227	175	14.3%	614	50.0%	169	13.8%	104	8.5%	126	10.3%	39	3.2%
River Cess	52	21	40.4%	18	34.6%	2	3.8%	5	9.6%	6	11.5%	-	0.0%
River Gee	74	14	18.9%	35	47.3%	18	24.3%	2	2.7%	4	5.4%	1	1.4%
Sinoe	177	72	40.7%	52	29.4%	21	11.9%	8	4.5%	15	8.5%	9	5.1%
<b>Total</b>	<b>7,197</b>	<b>1,960</b>	<b>27.2%</b>	<b>2,406</b>	<b>33.4%</b>	<b>972</b>	<b>13.5%</b>	<b>757</b>	<b>10.5%</b>	<b>804</b>	<b>11.2%</b>	<b>298</b>	<b>4.1%</b>

\*\* As per the Education Reform Act 2011, the Grade C teaching certificate is for teaching primary school (grades 1-6) only and requires 1 year of training (two semesters). The Grade AA teaching certificate (equivalent to an associate's degree) is for teaching both primary and junior high secondary (grades 6-9) only and requires 2 years of training. The Grade B teaching certificate (equivalent to a bachelor's degree) is for teaching secondary school (grades 6-12) only and requires 2 years of training.

**Number of secondary school teachers by type of certificate and gender, 2013**



**% of secondary school teachers by type of certificate, 2013**



- ✓ For male and female, the majority of secondary school teachers hold a primary school teaching certification. 33% of all secondary school teachers hold a C certificate.
- ✓ A roughly equal percentage of secondary teachers have B, AA and university and above certificates. Their percentages vary between 10% and 13%.
- ✓ There are 2 counties where the percentage of secondary teachers with C certificates is greater than 50%; Gbarpolu and Nimba. There are 3 counties where the percentage of secondary teachers with university and above certificates is greater than 15%; Margibi, Grand Gedeh, and Grand Cape Mount.

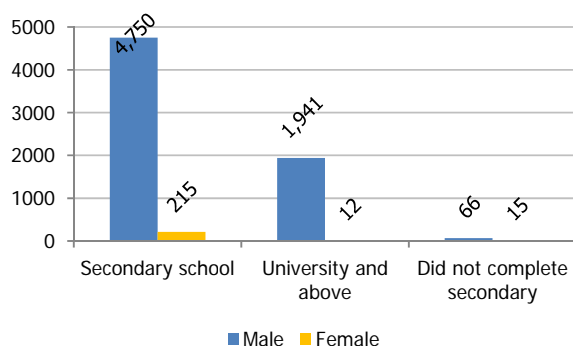
### Number and % of secondary school teachers by academic qualification and county, 2013

County	Total	Didn't complete secondary		Secondary school		University and above		Unknown	
		Count	% total	Count	% total	Count	% total	Count	% total
Bomi	158	0	0.0%	107	67.7%	51	32.3%	0	0.0%
Bong	579	6	1.0%	476	82.2%	97	16.8%	0	0.0%
Gbarpolu	100	0	0.0%	80	80.0%	20	20.0%	0	0.0%
Grand Bassa	182	2	1.1%	138	75.8%	42	23.1%	0	0.0%
Grand Cape Mount	144	1	0.7%	92	63.9%	51	35.4%	0	0.0%
Grand Gedeh	257	12	4.7%	175	68.1%	70	27.2%	0	0.0%
Grand Kru	216	3	1.4%	193	89.4%	20	9.3%	0	0.0%
Lofa	506	8	1.6%	399	78.9%	95	18.8%	4	0.8%
Margibi	518	0	0.0%	321	62.0%	192	37.1%	5	1.0%
Maryland	231	0	0.0%	180	77.9%	51	22.1%	0	0.0%
MCSS	238	4	1.7%	90	37.8%	127	53.4%	17	7.1%
Monteserrado	2,538	27	1.1%	1,492	58.8%	954	37.6%	65	2.6%
Nimba	1,227	13	1.1%	992	80.8%	213	17.4%	9	0.7%
River Cess	52	0	0.0%	36	69.2%	16	30.8%	0	0.0%
River Gee	74	1	1.4%	61	82.4%	12	16.2%	0	0.0%
Sinoe	177	4	2.3%	133	75.1%	40	22.6%	0	0.0%
<b>Total</b>	<b>7,197</b>	<b>81</b>	<b>1.1%</b>	<b>4,965</b>	<b>69.0%</b>	<b>2,051</b>	<b>28.5%</b>	<b>100</b>	<b>1.4%</b>

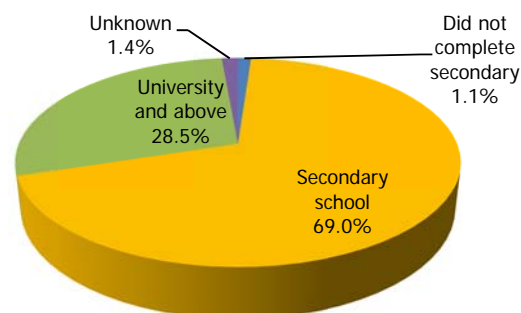
\* "Didn't complete secondary" includes non-completion of primary and intermediate/lower secondary education levels. "Secondary school" attainment includes completion of secondary; high school/secondary diploma. "University and above" attainment includes completion of four (4) or more years of university education or its equivalent. "Unknown" teachers include those whose academic qualification was not reported.



**Number of secondary teachers by academic type and gender, 2013**



**% of secondary school teachers by academic qualification, 2013**



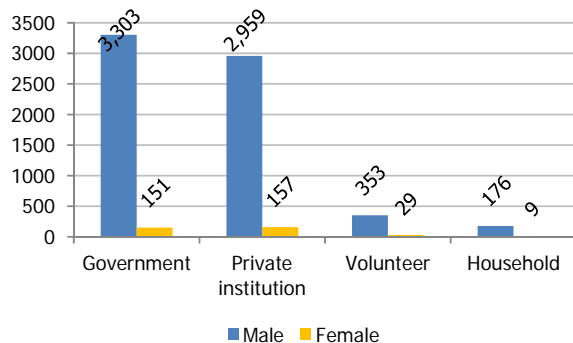
- ✓ The greatest percentage of secondary teachers completed secondary school, at 69%.; 4,750 males, and 215 females.
- ✓ The next greatest percentage completed university and above, at 28.5%.
- ✓ A small percentage of secondary teachers did not complete secondary, at 1.1% nationally.
- ✓ In no county does the percentage of secondary teachers who didn't complete secondary education exceed 5%.
- ✓ The percentage of secondary teachers who completed secondary school ranges from 37.8% in MCSS (where the greatest percentage completed university and above) to 89% in Grand Kru

**Number and % of secondary school teachers by source of salary and county, 2013**

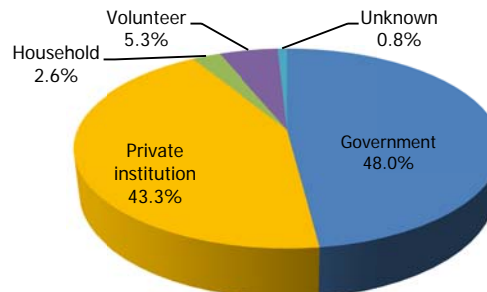
County	Total	Government		Private Inst.		Household		Volunteer		Unknown	
		Count	% total	Count	% total	Count	% total	Count	% total	Count	% total
Bomi	158	54	34.2%	41	25.9%	30	19.0%	33	20.9%	0	0.0%
Bong	579	407	70.3%	135	23.3%	7	1.2%	28	4.8%	2	0.3%
Gbarpolu	100	78	78.0%	10	10.0%	2	2.0%	10	10.0%	0	0.0%
Grand Bassa	182	41	22.5%	131	72.0%	0	0.0%	10	5.5%	0	0.0%
Grand Cape Mount	144	86	59.7%	34	23.6%	6	4.2%	17	11.8%	1	0.7%
Grand Gedeh	257	203	79.0%	42	16.3%	0	0.0%	12	4.7%	0	0.0%
Grand Kru	216	176	81.5%	22	10.2%	0	0.0%	18	8.3%	0	0.0%
Lofa	506	279	55.1%	121	23.9%	33	6.5%	69	13.6%	4	0.8%
Margibi	518	199	38.4%	273	52.7%	1	0.2%	28	5.4%	17	3.3%
Maryland	231	153	66.2%	71	30.7%	0	0.0%	7	3.0%	0	0.0%
MCSS	238	238	100.0%	0	0.0%	0	0.0%	0	0.0%	0	0.0%
Monteserrado	2,538	599	23.6%	1,806	71.2%	52	2.0%	48	1.9%	33	1.3%
Nimba	1,227	713	58.1%	379	30.9%	54	4.4%	78	6.4%	3	0.2%
River Cess	52	32	61.5%	4	7.7%	0	0.0%	16	30.8%	0	0.0%
River Gee	74	69	93.2%	5	6.8%	0	0.0%	0	0.0%	0	0.0%
Sinoe	177	127	71.8%	42	23.7%	0	0.0%	8	4.5%	0	0.0%
<b>Total</b>	<b>7,197</b>	<b>3,454</b>	<b>48.0%</b>	<b>3,116</b>	<b>43.3%</b>	<b>185</b>	<b>2.6%</b>	<b>382</b>	<b>5.3%</b>	<b>60</b>	<b>0.8%</b>

\* Private institutions include firms, religious bodies and NGOs. Household includes family and community. "Unknown" teachers include those whose source of salary was not reported.

**Number of secondary teachers by source of salary and gender, 2013**



**% of secondary school teachers by source of salary and county, 2013**



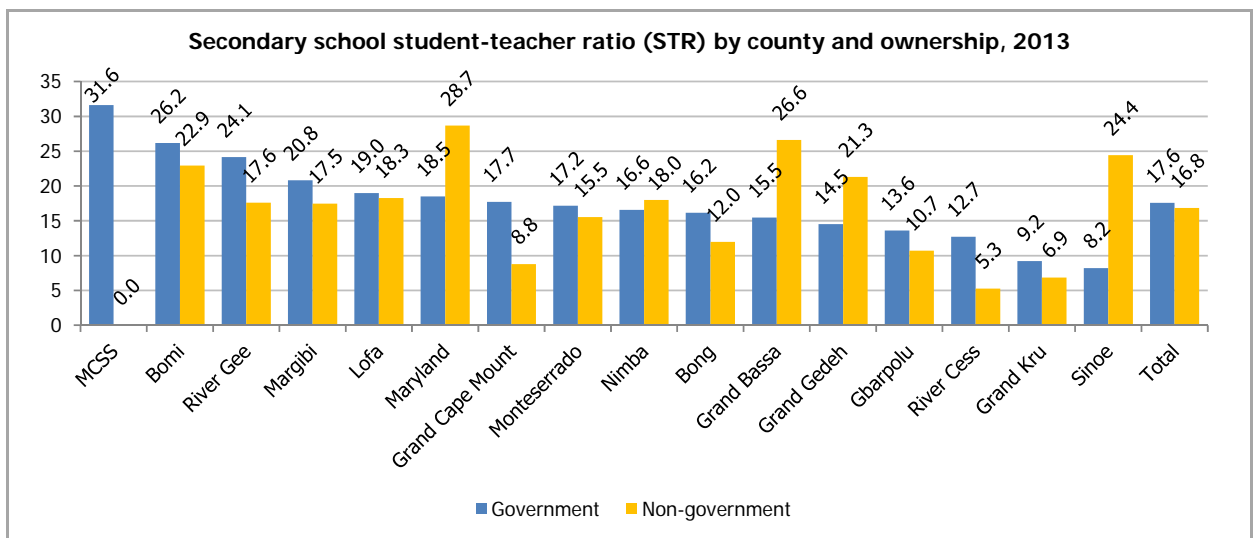
- ✓ The greatest source of salary for secondary teachers in Liberia is the government. 48% of secondary teachers receive their salary from the government. However, for females, the majority receive salary from a private institution.
- ✓ A slightly lower percentage of secondary teachers receive their salary from private institutions, at 43%.
- ✓ Only 5% of secondary teachers are volunteers, although this reaches as high as 21% in Bomi and 31% in River Cess.
- ✓ Reflecting private enrollment, the county where the greatest percentage of secondary teachers receive salary from private institutions is Monteserrado.



### Secondary school student-teacher ratio (STR) by county, 2013

County	Overall			Government			Non Government		
	Student	Teacher	STR	Student	Teacher	STR	Student	Teacher	STR
Bomi	3,906	158	24.7	2,277	87	26.2	1,629	71	22.9
Bong	8,754	579	15.1	7,029	435	16.2	1,725	144	12.0
Gbarpolu	1,331	100	13.3	1,224	90	13.6	107	10	10.7
Grand Bassa	4,274	182	23.5	788	51	15.5	3,486	131	26.6
Grand Cape Mount	2,255	144	15.7	1,965	111	17.7	290	33	8.8
Grand Gedeh	4,013	257	15.6	3,140	216	14.5	873	41	21.3
Grand Kru	1,942	216	9.0	1,798	195	9.2	144	21	6.9
Lofa	9,507	506	18.8	7,004	369	19.0	2,503	137	18.3
Margibi	9,820	518	19.0	4,808	231	20.8	5,012	287	17.5
Maryland	4,974	231	21.5	2,996	162	18.5	1,978	69	28.7
MCSS	7,525	238	31.6	7,525	238	31.6	0	0	0.0
Monteserrado	40,338	2,538	15.9	9,630	561	17.2	30,708	1,977	15.5
Nimba	20,956	1,227	17.1	13,007	785	16.6	7,949	442	18.0
River Cess	631	52	12.1	610	48	12.7	21	4	5.3
River Gee	1,754	74	23.7	1,666	69	24.1	88	5	17.6
Sinoe	2,084	177	11.8	1,131	138	8.2	953	39	24.4
<b>Total</b>	<b>124,064</b>	<b>7,197</b>	<b>17.2</b>	<b>66,598</b>	<b>3,786</b>	<b>17.6</b>	<b>57,466</b>	<b>3,411</b>	<b>16.8</b>

Student-Teacher Ratio (STR) may also be referred to as Pupil-Teacher Ratio or PTR



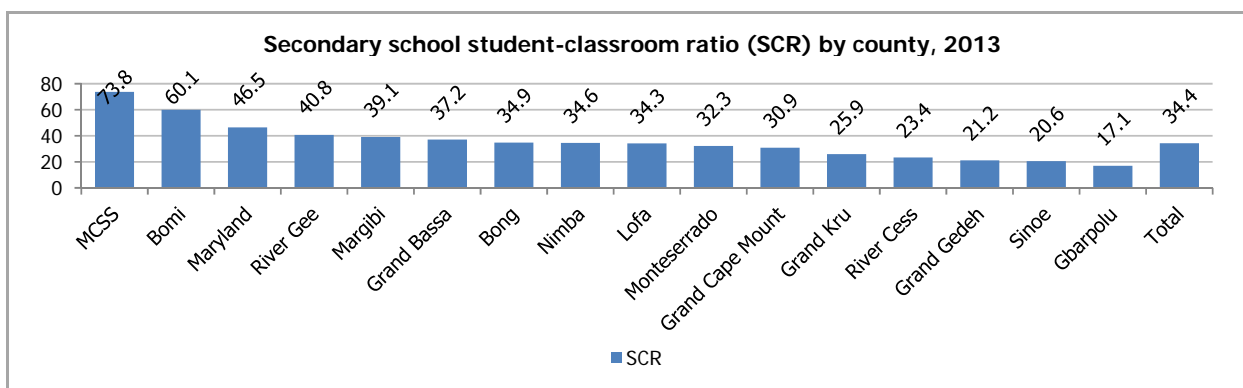
- ✓ STR measures the level of human resources input in terms of the number of teachers in relation to the number of students.
- ✓ A high STR suggests that each teacher has to be responsible for a large number of students.
- ✓ The higher the STR, the lower the relative access students have to teachers. See section 4.2.1 for the calculation formula.
- ✓ The STR is 17.2 in secondary schools; 17.6 in government schools and 16.8 in non-government schools.
- ✓ The STR ranges from 9.0 in Grand Kru to 31.6 in MCSS.

### 8.2.3. Classrooms

#### Number of secondary school classrooms and student-classroom ratio<sup>22</sup> (SCR) by county and type, 2013

County	Total	Solid	Semi-Solid	Make-Shift	Other	SCR
Bomi	66	60	5	0	1	60.1
Bong	259	137	114	2	6	34.9
Gbarpolu	100	29	49	20	2	17.1
Grand Bassa	118	98	17	2	1	37.2
Grand Cape Mount	73	40	33	0	0	30.9
Grand Gedeh	192	123	66	3	0	21.2
Grand Kru	109	37	38	33	1	25.9
Lofa	293	139	138	3	13	34.3
Margibi	279	201	50	0	8	39.1
Maryland	117	87	20	7	3	46.5
MCSS	102	102	0	0	0	73.8
Monteserrado	1,285	1,040	210	12	23	32.3
Nimba	620	272	334	12	2	34.6
River Cess	29	15	12	2	0	23.4
River Gee	60	35	8	17	0	40.8
Sinoe	114	91	10	11	2	20.6
<b>Total</b>	<b>3,816</b>	<b>2,506</b>	<b>1,104</b>	<b>124</b>	<b>62</b>	<b>34.4</b>

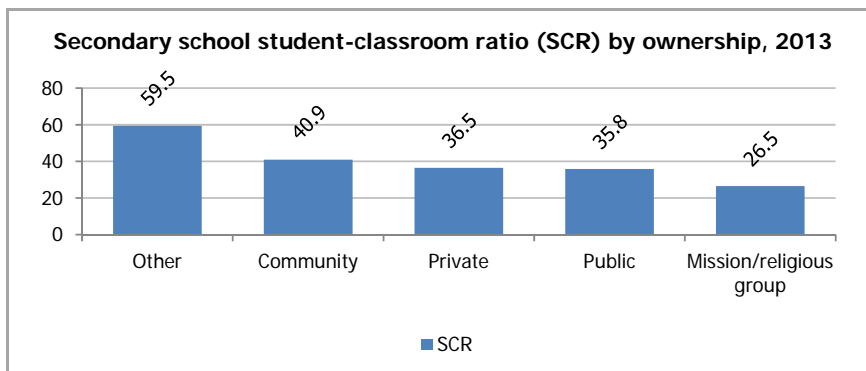
<sup>22</sup> The student-classroom ratio (SCR) may also be referred to as the pupil-classroom ratio (PCR)



- ✓ Secondary SCR measures the level of basic facilities available in terms of the number of classrooms in relation to the size of the student population. The higher the SCR, the lower the relative access of students to classrooms, and the greater potential for overcrowding of classrooms. The lower the SCR, the more conducive an environment is to learning, resulting in improved student performance. See section 4.2.2 for the calculation formula.
- ✓ The SCR is 34.4 at the secondary level but ranges from 17.1 in Gbarpolu to 73.8 in MCSS.

#### Number of secondary school classrooms ownership and type, 2013

Ownership	Total	With solid and semi-solid classrooms		Without solid and semi-solid classrooms		SCR
		Count	% total	Count	% total	
Public	1,992	1,858	93.3%	134	6.7%	35.8
Private	802	777	96.9%	25	3.1%	26.5
Religious/Mission	805	783	97.3%	22	2.7%	36.5
Community	173	168	97.1%	5	2.9%	40.9
Other	24	24	100.0%	0	0.0%	59.5
<b>Total</b>	<b>3,796</b>	<b>3,610</b>	<b>95.1%</b>	<b>186</b>	<b>4.9%</b>	<b>34.4</b>



- ✓ The secondary SCR is 26.5 in private schools compared to 35.8 in public schools.
- ✓ The percentage of schools with solid and semi-solid classrooms is 93% in public schools, compared to about 97% in each of private, religious/mission and community schools.
- ✓ The percentage of secondary schools without solid and semi-solid classrooms is about 5% nationally.

## 8.2.4. Curriculum and instruction

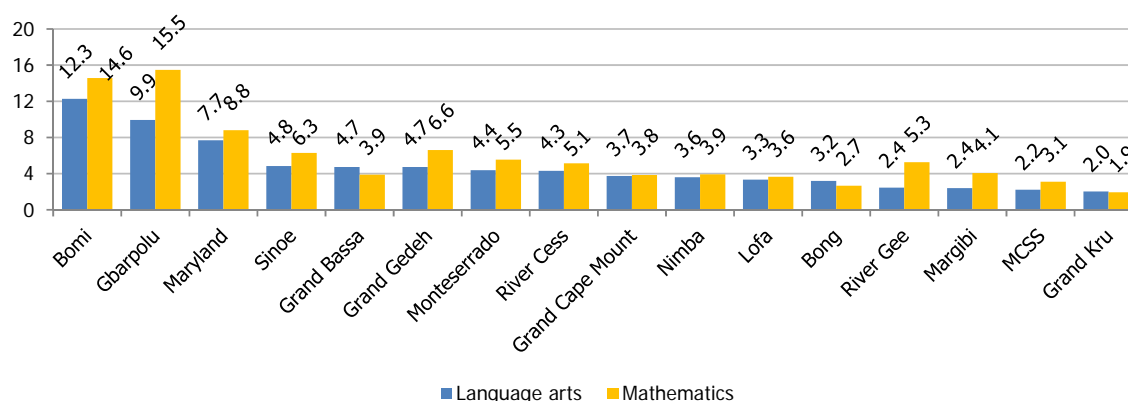
#### Secondary school student-textbook ratio<sup>23</sup> (STextR) by county and subject, 2013

County	Enrollment	Language Arts		Math		Social Studies		Science		Other	
		Count	STextR	Count	Count	Count	STextR	Count	STextR	Count	STextR
Bomi	3,906	318	12.3	268	14.6	110	35.5	331	11.8	220	17.8
Bong	8,754	2,749	3.2	3,284	2.7	1,559	5.6	2,379	3.7	3,179	2.8
Gbarpolu	1,331	134	9.9	86	15.5	95	14.0	79	16.8	108	12.3
Grand Bassa	4,274	903	4.7	1,101	3.9	368	11.6	1,049	4.1	593	7.2
Grand Cape Mount	2,255	605	3.7	587	3.8	264	8.5	597	3.8	495	4.6
Grand Gedeh	4,013	849	4.7	607	6.6	289	13.9	728	5.5	205	19.6
Grand Kru	1,942	962	2.0	1,005	1.9	847	2.3	1,101	1.8	944	2.1
Lofa	9,507	2,857	3.3	2,610	3.6	1,299	7.3	2,790	3.4	2,298	4.1
Margibi	9,820	4,086	2.4	2,420	4.1	1,669	5.9	3,113	3.2	1,012	9.7
Maryland	4,974	648	7.7	566	8.8	544	9.1	506	9.8	311	16.0
MCSS	7,525	3,401	2.2	2,427	3.1	232	32.4	2,292	3.3	3,447	2.2
Monteserrado	40,338	9,219	4.4	7,283	5.5	4,135	9.8	7,162	5.6	8,152	4.9
Nimba	20,956	5,831	3.6	5,365	3.9	2,631	8.0	5,391	3.9	2,883	7.3
River Cess	631	147	4.3	123	5.1	28	22.5	125	5.0	28	22.5
River Gee	1,754	718	2.4	333	5.3	421	4.2	509	3.4	260	6.7
Sinoe	2,084	431	4.8	331	6.3	144	14.5	406	5.1	188	11.1
<b>Total</b>	<b>124,064</b>	<b>33,858</b>	<b>3.7</b>	<b>28,396</b>	<b>4.4</b>	<b>14,635</b>	<b>8.5</b>	<b>28,558</b>	<b>4.3</b>	<b>24,323</b>	<b>5.1</b>

\* Language arts include English, literature, and foreign languages. Mathematics includes arithmetic, algebra, trigonometry, etc. Sciences include general science, physical education, biology, chemistry, and physics. Social studies include civics, history, and geography. Other includes any other books that are not included in categories listed. Unknown includes those textbooks that were not reported.

<sup>23</sup> The student-textbook ratio (STextR) can also be referred to as the pupil-textbook ratio (PTextR)

### Secondary school student-textbook ratio (STextR) by county and subject (language arts and mathematics), 2013



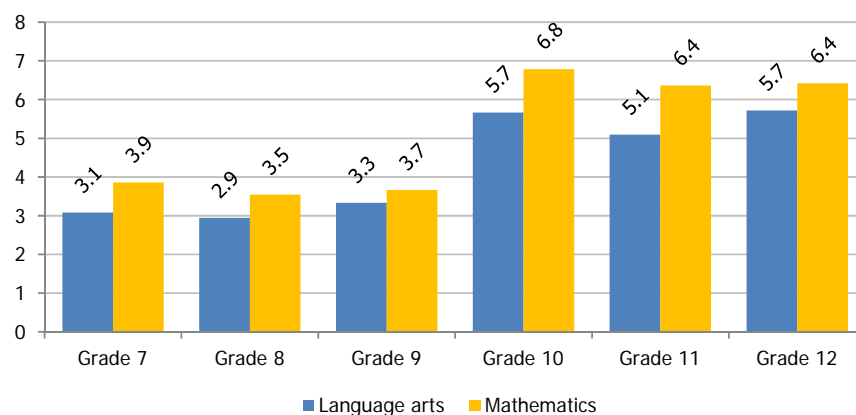
- ✓ The secondary student-textbook ratio (STextR) is lowest in language arts, at 3.7 students per textbook.
- ✓ The STextR is 4.4 in math, 4.3 in science and over 8 in social studies.
- ✓ The STextR is highest in Bomi, where it is above 10 regardless of subject. This means there are more than 10 students for every textbook, regardless of subject.
- ✓ It is also relatively high in Gbarpolu, where it is 10 or greater regardless of subject.
- ✓ The STextR is greater in mathematics than language arts in every county except for Grand Bassa, Bong and Grand Kru.

### Secondary school student-textbook ratio (STextR) by grade and subject, 2013

Grade	Enrollment	Language Arts		Math		Social Studies		Sciences		Other	
		Count	STextR	Count	STextR	Count	STextR	Count	STextR	Count	STextR
Grade7	30,966	10,057	3.1	8,023	3.9	3,633	8.5	8,501	3.6	6,586	4.7
Grade8	26,415	8,965	2.9	7,451	3.5	3,216	8.2	7,362	3.6	5,705	4.6
Grade9	22,703	6,814	3.3	6,198	3.7	2,877	7.9	6,282	3.6	4,361	5.2
Grade10	17,287	3,051	5.7	2,547	6.8	1,990	8.7	2,585	6.7	1,963	8.8
Grade11	14,138	2,775	5.1	2,222	6.4	1,603	8.8	2,117	6.7	2,079	6.8
Grade12	12,555	2,196	5.7	1,955	6.4	1,316	9.5	1,721	7.3	3,629	3.5
<b>Total</b>	<b>124,064</b>	<b>33,858</b>	<b>3.7</b>	<b>28,396</b>	<b>4.4</b>	<b>14,635</b>	<b>8.5</b>	<b>28,558</b>	<b>4.3</b>	<b>24,323</b>	<b>5.1</b>

\* Language arts include English, literature, and foreign languages. Mathematics includes arithmetic, algebra, trigonometry, etc. Sciences include general science, physical education, biology, chemistry, and physics. Social studies include civics, history, and geography. Other includes any other books that are not included in categories listed. Unknown includes those textbooks that were not reported.

### Secondary school student-textbook ratio (STextR) by grade and subject (language arts and mathematics), 2013

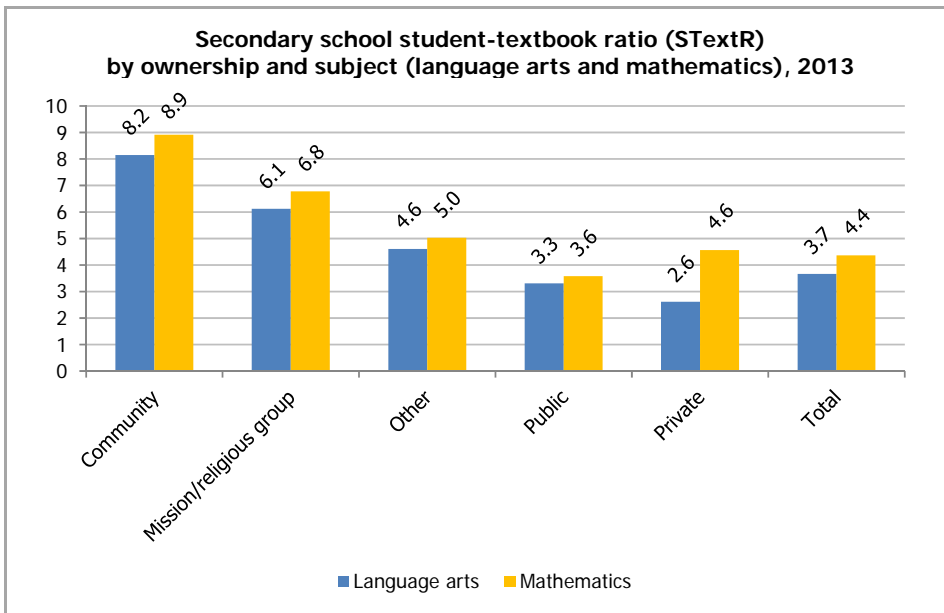


- ✓ The STextR is generally lower in lower grades of secondary school.
- ✓ In Language Arts the STextR ranges from 3.1 in grade 7 to 5.7 in grade 12.
- ✓ In Math, the STextR ranges from 3.9 in grade 7 to 6.4 in grade 12.
- ✓ The rising STextR despite falling enrollments throughout the secondary cycle indicates a resource shortage at upper grades of secondary.

### Secondary school student-textbook ratio (STextR) by ownership and subject, 2013

Ownership	Enrollment	Language Arts		Math		Social Studies		Sciences		Other	
		Count	STextR	Count	STextR	Count	STextR	Count	STextR	Count	STextR
Public	66,598	20,158	3.3	18,615	3.6	7,189	9.3	18,030	3.7	16,122	4.1
Private	20,594	7,881	2.6	4,512	4.6	3,917	5.3	5,757	3.6	2,927	7.0
Religious/Mission	28,571	4,666	6.1	4,214	6.8	2,675	10.7	3,519	8.1	4,580	6.2
Community	6,873	843	8.2	771	8.9	561	12.3	939	7.3	548	12.5
Other	1,428	310	4.6	284	5.0	293	4.9	313	4.6	146	9.8
<b>Total</b>	<b>124,064</b>	<b>33,858</b>	<b>3.7</b>	<b>28,396</b>	<b>4.4</b>	<b>14,635</b>	<b>8.5</b>	<b>28,558</b>	<b>4.3</b>	<b>24,323</b>	<b>5.1</b>

\* Language arts include English, literature, and foreign languages. Mathematics includes arithmetic, algebra, trigonometry, etc. Sciences include general science, physical education, biology, chemistry, and physics. Social studies include civics, history, and geography. Other includes any other books that are not included in categories listed. Unknown includes those textbooks that were not reported.



- ✓ The STextR varies widely by school ownership type.
- ✓ The STextR is greater than 8 in community schools, compared to fewer than 4 in public schools.
- ✓ The Math STextR is 4.6 compared to 2.6 in Language Arts, for private schools, the greatest disparity between the two subjects by school ownership type.

#### Number and % of secondary schools using national curriculum by county, 2013

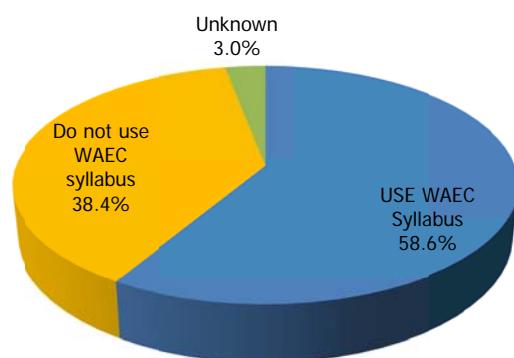
County	Schools	Use national curriculum		Do not use national curriculum		Unknown	
		Count	%total	Count	%total	Count	%total
Bomi	17	17	100.0%	0	0.0%	0	0.0%
Bong	70	68	97.1%	0	0.0%	2	2.9%
Gbarpolu	19	19	100.0%	0	0.0%	0	0.0%
Grand Bassa	25	25	100.0%	0	0.0%	0	0.0%
Grand Cape Mount	20	20	100.0%	0	0.0%	0	0.0%
Grand Gedeh	27	25	92.6%	1	3.7%	1	3.7%
Grand Kru	35	35	100.0%	0	0.0%	0	0.0%
Lofa	59	57	96.6%	1	1.7%	1	1.7%
Margibi	48	42	87.5%	1	2.1%	5	10.4%
Maryland	26	26	100.0%	0	0.0%	0	0.0%
MCSS	9	9	100.0%	0	0.0%	0	0.0%
Monteserrado	226	223	98.7%	1	0.4%	2	0.9%
Nimba	150	147	98.0%	1	0.7%	2	1.3%
River Cess	8	8	100.0%	0	0.0%	0	0.0%
River Gee	11	11	100.0%	0	0.0%	0	0.0%
Sinoe	26	25	96.2%	0	0.0%	1	3.8%
<b>Total</b>	<b>776</b>	<b>757</b>	<b>97.6%</b>	<b>5</b>	<b>0.6%</b>	<b>14</b>	<b>1.8%</b>

- ✓ The vast majority of secondary schools in Liberia use the national curriculum. In total 97.6% use the national curriculum, compared to only 0.6% who do not use the national curriculum.
- ✓ There are 9 counties where 100% of secondary schools use the national curriculum.
- ✓ The county where the greatest numbers of secondary schools follow an unknown curriculum is Margibi.

#### Number and % of secondary schools using WAEC syllabus by county, 2013

County	Schools	Use WAEC syllabus		Do not use WAEC syllabus		Unknown	
		Count	%total	Count	%total	Count	%total
Bomi	17	9	52.9%	8	47.1%	0	0.0%
Bong	70	36	51.4%	28	40.0%	6	8.6%
Gbarpolu	19	8	42.1%	11	57.9%	0	0.0%
Grand Bassa	25	17	68.0%	8	32.0%	0	0.0%
Grand Cape Mount	20	14	70.0%	6	30.0%	0	0.0%
Grand Gedeh	27	16	59.3%	10	37.0%	1	3.7%
Grand Kru	35	9	25.7%	26	74.3%	0	0.0%
Lofa	59	21	35.6%	35	59.3%	3	5.1%
Margibi	48	30	62.5%	14	29.2%	4	8.3%
Maryland	26	13	50.0%	13	50.0%	0	0.0%
MCSS	9	7	77.8%	2	22.2%	0	0.0%
Monteserrado	226	182	80.5%	39	17.3%	5	2.2%
Nimba	150	78	52.0%	69	46.0%	3	2.0%
River Cess	8	3	37.5%	5	62.5%	0	0.0%
River Gee	11	5	45.5%	6	54.5%	0	0.0%
Sinoe	26	7	26.9%	18	69.2%	1	3.8%
<b>Total</b>	<b>776</b>	<b>455</b>	<b>58.6%</b>	<b>298</b>	<b>38.4%</b>	<b>23</b>	<b>3.0%</b>

**% of secondary schools using WAEC syllabus, 2013**



- ✓ In total, 58.6% of Liberian secondary schools use the WAEC syllabus.
- ✓ 38.4% of Liberian schools do not use the WAEC syllabus, and this ranges widely from 17.3% in Monteserrado to 74.3% in Grand Kru.
- ✓ The percentage of secondary schools that use the WAEC syllabus is greatest in Monteserrado, where it is 80.5%.

## 8.2.5. WAEC Exams

**Number of secondary students that passed/failed the English WAEC exam by county, 2013**

County	Grade 9				Grade 12			
	Pass		Fail		Pass		Fail	
	Count	% total	Count	% total	Count	% total	Count	% total
Bomi	462	85.4%	79	14.6%	168	96.6%	6	3.4%
Bong	973	80.7%	232	19.3%	425	80.2%	105	19.8%
Gbarpolu	96	97.0%	3	3.0%	-	-	-	-
Grand Bassa	409	94.5%	24	5.5%	184	94.4%	11	5.6%
Grand Cape Mount	180	92.8%	14	7.2%	38	100.0%	0	0.0%
Grand Gedeh	378	88.3%	50	11.7%	408	91.7%	37	8.3%
Grand Kru	211	93.4%	15	6.6%	106	99.1%	1	0.9%
Lofa	1,039	87.2%	152	12.8%	807	87.8%	112	12.2%
Margibi	1,119	95.6%	52	4.4%	708	88.5%	92	11.5%
Maryland	333	79.7%	85	20.3%	273	80.3%	67	19.7%
MCSS	1,109	79.6%	284	20.4%	642	92.0%	56	8.0%
Monteserrado	3,964	85.8%	654	14.2%	3,876	82.8%	803	17.2%
Nimba	2,243	80.0%	561	20.0%	1,107	72.4%	423	27.6%
River Cess	46	100.0%	0	0.0%	35	100.0%	0	0.0%
River Gee	251	88.7%	32	11.3%	98	88.3%	13	11.7%
Sinoe	107	73.8%	38	26.2%	62	79.5%	16	20.5%
<b>Total</b>	<b>12,920</b>	<b>85.0%</b>	<b>2,275</b>	<b>15.0%</b>	<b>8,937</b>	<b>83.6%</b>	<b>1,750</b>	<b>16.4%</b>

\* This section only counts the schools who responded to this question. Those who did not respond were not accounted for.

\*\* These WAEC results are most likely from the 2012 WAEC examination as the data collection took place before the 2013 results were available.

**Number of male secondary students that passed/failed English WAEC exam by county, 2013**

County	Grade 9				Grade 12			
	Pass		Fail		Pass		Fail	
	Count	% total	Count	% total	Count	% total	Count	% total
Bomi	342	89.3%	41	10.7%	115	98.3%	2	1.7%
Bong	671	84.3%	125	15.7%	288	82.8%	60	17.2%
Gbarpolu	67	98.5%	1	1.5%	0	0.0%	8	100.0%
Grand Bassa	264	97.1%	8	2.9%	130	98.5%	2	1.5%
Grand Cape Mount	115	92.7%	9	7.3%	27	100.0%	0	0.0%
Grand Gedeh	222	91.7%	20	8.3%	239	90.9%	24	9.1%
Grand Kru	122	91.0%	12	9.0%	83	98.8%	1	1.2%
Lofa	742	90.5%	78	9.5%	598	90.6%	62	9.4%
Margibi	648	96.7%	22	3.3%	460	90.0%	51	10.0%
Maryland	177	77.3%	52	22.7%	188	84.3%	35	15.7%
MCSS	686	82.4%	147	17.6%	381	93.2%	28	6.8%
Monteserrado	2,101	86.2%	335	13.8%	2,160	83.5%	428	16.5%
Nimba	1,359	81.9%	300	18.1%	668	73.9%	236	26.1%
River Cess	26	100.0%	0	0.0%	29	100.0%	0	0.0%
River Gee	171	91.0%	17	9.0%	73	86.9%	11	13.1%
Sinoe	89	76.7%	27	23.3%	50	80.6%	12	19.4%
<b>Total</b>	<b>7,802</b>	<b>86.7%</b>	<b>1,194</b>	<b>13.3%</b>	<b>5,489</b>	<b>85.1%</b>	<b>960</b>	<b>14.9%</b>

\* This section only counts the schools who responded to this question. Those who did not respond were not accounted for.

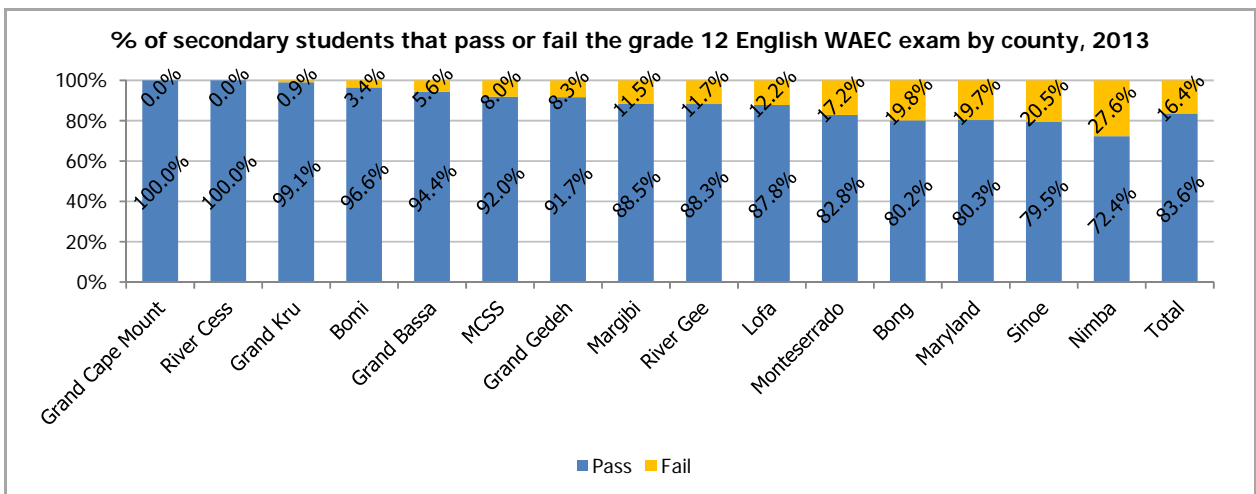
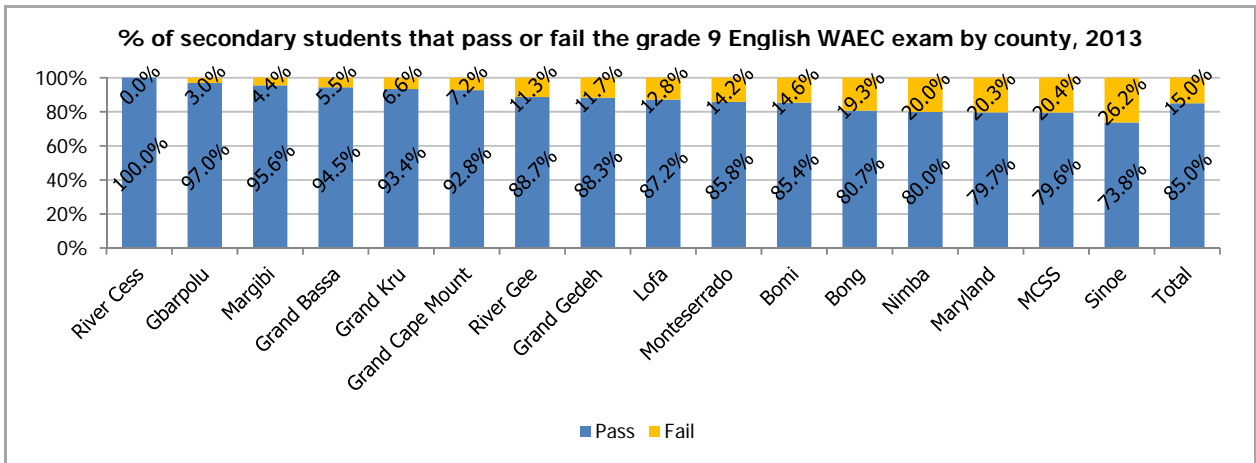
\*\* These WAEC results are most likely from the 2012 WAEC examination as the data collection took place before the 2013 results were available.

### Number of female secondary students that passed/failed English WAEC exam by county, 2013

County	Grade 9					Grade 12				
	Count	Pass % total	Count	Fail % total		Count	Pass % total	Count	Fail % total	
Bomi	120	75.9%	38	24.1%		53	93.0%	4	7.0%	
Bong	302	73.8%	107	26.2%		137	75.3%	45	24.7%	
Gbarpolu	29	93.5%	2	6.5%		-	-	-	-	
Grand Bassa	145	90.1%	16	9.9%		54	85.7%	9	14.3%	
Grand Cape Mount	65	92.9%	5	7.1%		11	100.0%	0	0.0%	
Grand Gedeh	156	83.9%	30	16.1%		169	92.9%	13	7.1%	
Grand Kru	89	96.7%	3	3.3%		23	100.0%	0	0.0%	
Lofa	297	80.1%	74	19.9%		209	80.7%	50	19.3%	
Margibi	471	94.0%	30	6.0%		248	85.8%	41	14.2%	
Maryland	156	82.5%	33	17.5%		85	72.6%	32	27.4%	
MCSS	423	75.5%	137	24.5%		261	90.3%	28	9.7%	
Monteserrado	1,863	85.4%	319	14.6%		1,716	82.1%	375	17.9%	
Nimba	884	77.2%	261	22.8%		439	70.1%	187	29.9%	
River Cess	20	100.0%	0	0.0%		6	100.0%	0	0.0%	
River Gee	80	84.2%	15	15.8%		25	92.6%	2	7.4%	
Sinoe	18	62.1%	11	37.9%		12	75.0%	4	25.0%	
<b>Total</b>	<b>5,118</b>	<b>82.6%</b>	<b>1,081</b>	<b>17.4%</b>		<b>3,448</b>	<b>81.4%</b>	<b>790</b>	<b>18.6%</b>	

\* This section only counts the schools who responded to this question. Those who did not respond were not accounted for.

\*\* These WAEC results are most likely from the 2012 WAEC examination as the data collection took place before the 2013 results were available.



- ✓ The WAEC exam pass rate is roughly the same in grades 9 and 12.
- ✓ About 84% of grade 9 students pass the WAEC exam compared to roughly 16% that fail.
- ✓ There are four counties where the grade 9 fail rate is above 20%, while there are 2 counties where the grade 12 fail rate is above 20%.
- ✓ MCSS has the greatest disparity in pass rates between grade 9 and grade 12; 79.6% of grade 9 students pass compared to 92% who pass in grade 12.
- ✓ By gender, the pass rate is slightly higher for males than for females.
- ✓ About 85% of males pass the WAEC exam regardless of grade, while it is closer to 82% for females.
- ✓ River Cess has a particularly high pass rate both in grade 9 and grade 12, while Sinoe, Nimba and Maryland have lower pass rates.

### Number of secondary students that passed/failed Math WAEC exam by county, 2013

County	Grade 9					Grade 12				
	Pass		Fail			Pass		Fail		
	Count	% total	Count	% total		Count	% total	Count	% total	
Bomi	451	82.4%	96	17.6%		130	74.7%	44	25.3%	
Bong	1,049	85.6%	177	14.4%		384	82.9%	79	17.1%	
Gbarpolu	95	96.0%	4	4.0%		-	-	-	-	
Grand Bassa	411	96.7%	14	3.3%		196	94.2%	12	5.8%	
Grand Cape Mount	173	89.2%	21	10.8%		38	82.6%	8	17.4%	
Grand Gedeh	379	88.6%	49	11.4%		422	93.8%	28	6.2%	
Grand Kru	232	91.3%	22	8.7%		106	99.1%	1	0.9%	
Lofa	1,069	90.4%	114	9.6%		831	89.6%	96	10.4%	
Margibi	1,051	95.9%	45	4.1%		696	87.0%	104	13.0%	
Maryland	269	62.0%	165	38.0%		302	86.3%	48	13.7%	
MCSS	1,319	88.4%	173	11.6%		633	93.4%	45	6.6%	
Monteserrado	3,930	83.8%	757	16.2%		3,889	88.2%	522	11.8%	
Nimba	2,443	87.4%	352	12.6%		1,055	74.8%	355	25.2%	
River Cess	46	100.0%	-	0.0%		34	100.0%	-	0.0%	
River Gee	250	88.3%	33	11.7%		-	-	-	-	
Sinoe	94	64.8%	51	35.2%		47	60.3%	31	39.7%	
<b>Total</b>	<b>13,261</b>	<b>86.5%</b>	<b>2,073</b>	<b>13.5%</b>		<b>8,763</b>	<b>86.4%</b>	<b>1,382</b>	<b>13.6%</b>	

\* This section only counts the schools who responded to this question. Those who did not respond were not accounted for.

\*\* These WAEC results are most likely from the 2012 WAEC examination as the data collection took place before the 2013 results were available.

### Number of male secondary students that passed/failed Math WAEC exam by county, 2013

County	Grade 9					Grade 12				
	Pass		Fail			Pass		Fail		
	Count	% total	Count	% total		Count	% total	Count	% total	
Bomi	349	84.5%	64	15.5%		90	76.9%	27	23.1%	
Bong	706	89.3%	85	10.7%		225	80.4%	55	19.6%	
Gbarpolu	66	97.1%	2	2.9%		0	-	9	100.0%	
Grand Bassa	268	97.5%	7	2.5%		130	94.2%	8	5.8%	
Grand Cape Mount	114	90.5%	12	9.5%		27	100.0%	0	0.0%	
Grand Gedeh	216	89.3%	26	10.7%		246	92.5%	20	7.5%	
Grand Kru	186	93.0%	14	7.0%		83	98.8%	1	1.2%	
Lofa	742	91.9%	65	8.1%		598	89.7%	69	10.3%	
Margibi	620	97.0%	19	3.0%		460	89.7%	53	10.3%	
Maryland	176	72.4%	67	27.6%		196	87.1%	29	12.9%	
MCSS	829	89.7%	95	10.3%		389	95.1%	20	4.9%	
Monteserrado	2,032	86.4%	319	13.6%		2,216	89.7%	254	10.3%	
Nimba	1,478	88.8%	186	11.2%		659	76.4%	204	23.6%	
River Cess	26	100.0%	0	0.0%		28	100.0%	0	0.0%	
River Gee	171	85.9%	28	14.1%		-	-	-	-	
Sinoe	74	64.9%	40	35.1%		38	61.3%	24	38.7%	
<b>Total</b>	<b>8,053</b>	<b>88.7%</b>	<b>1,029</b>	<b>11.3%</b>		<b>5,385</b>	<b>87.4%</b>	<b>773</b>	<b>12.6%</b>	

\* This section only counts the schools who responded to this question. Those who did not respond were not accounted for.

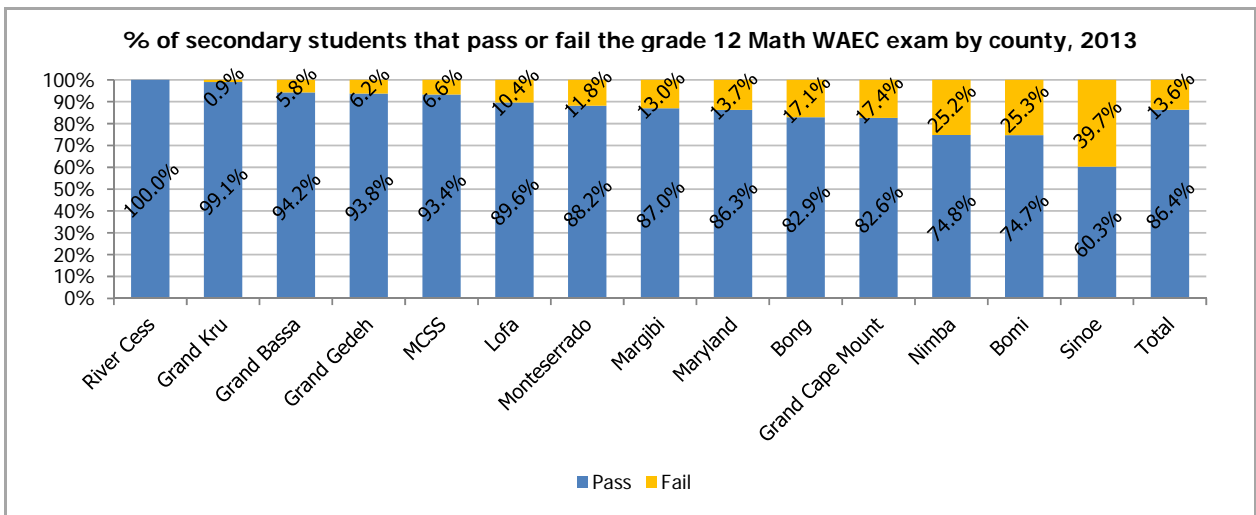
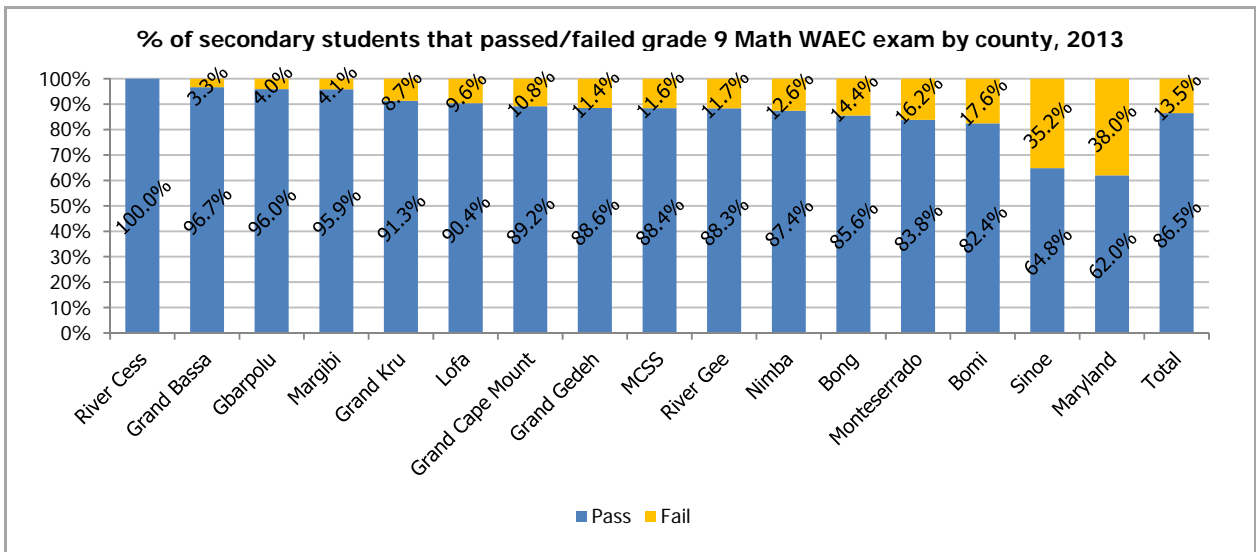
\*\* These WAEC results are most likely from the 2012 WAEC examination as the data collection took place before the 2013 results were available.

### Number of female secondary students that passed/failed Math WAEC exam by county, 2013

County	Grade 9					Grade 12				
	Pass		Fail			Pass		Fail		
	Count	% total	Count	% total		Count	% total	Count	% total	
Bomi	102	76.1%	32	23.9%		40	70.2%	17	29.8%	
Bong	343	78.9%	92	21.1%		159	86.9%	24	13.1%	
Gbarpolu	29	93.5%	2	6.5%		-	-	-	-	
Grand Bassa	143	95.3%	7	4.7%		66	94.3%	4	5.7%	
Grand Cape Mount	59	86.8%	9	13.2%		11	57.9%	8	42.1%	
Grand Gedeh	163	87.6%	23	12.4%		176	95.7%	8	4.3%	
Grand Kru	46	85.2%	8	14.8%		23	100.0%	0	0.0%	
Lofa	327	87.0%	49	13.0%		233	89.6%	27	10.4%	
Margibi	431	94.3%	26	5.7%		236	82.2%	51	17.8%	
Maryland	93	48.7%	98	51.3%		106	84.8%	19	15.2%	
MCSS	490	86.3%	78	13.7%		244	90.7%	25	9.3%	
Monteserrado	1,898	81.3%	438	18.8%		1,673	86.2%	268	13.8%	
Nimba	965	85.3%	166	14.7%		396	72.4%	151	27.6%	
River Cess	20	100.0%	0	0.0%		6	100.0%	0	0.0%	
River Gee	79	94.0%	5	6.0%		-	-	-	-	
Sinoe	20	64.5%	11	35.5%		9	56.3%	7	43.8%	
<b>Total</b>	<b>5,208</b>	<b>83.3%</b>	<b>1,044</b>	<b>16.7%</b>		<b>3,378</b>	<b>84.7%</b>	<b>609</b>	<b>15.3%</b>	

\* This section only counts the schools who responded to this question. Those who did not respond were not accounted for.

\*\* These WAEC results are most likely from the 2012 WAEC examination as the data collection took place before the 2013 results were available.



- ✓ The percentage of grade 9 students who passed the Math WAEC exam is the same as the percentage of 12th graders who passed, at 86%.
- ✓ The 9th grade pass rate for the Math WAEC ranges from 62% in Maryland to 100% in River Cess.
- ✓ The 12th grade pass rate ranges from 60.3% in Sinoe to 100% in River Cess.
- ✓ Similar to the overall pass rate, the Math WAEC pass rate is higher for males than for females.
- ✓ The pass rate for males is higher in grade 9, while for females the pass rate is higher in grade 12.

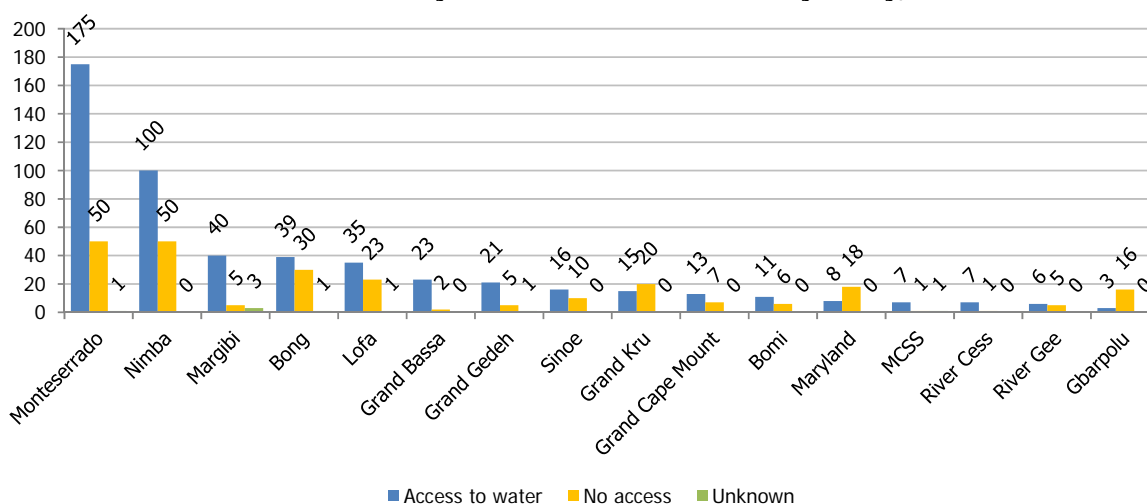
## 8.2.6. Facilities

**Number and % of secondary schools with and without access to water by county, 2013**

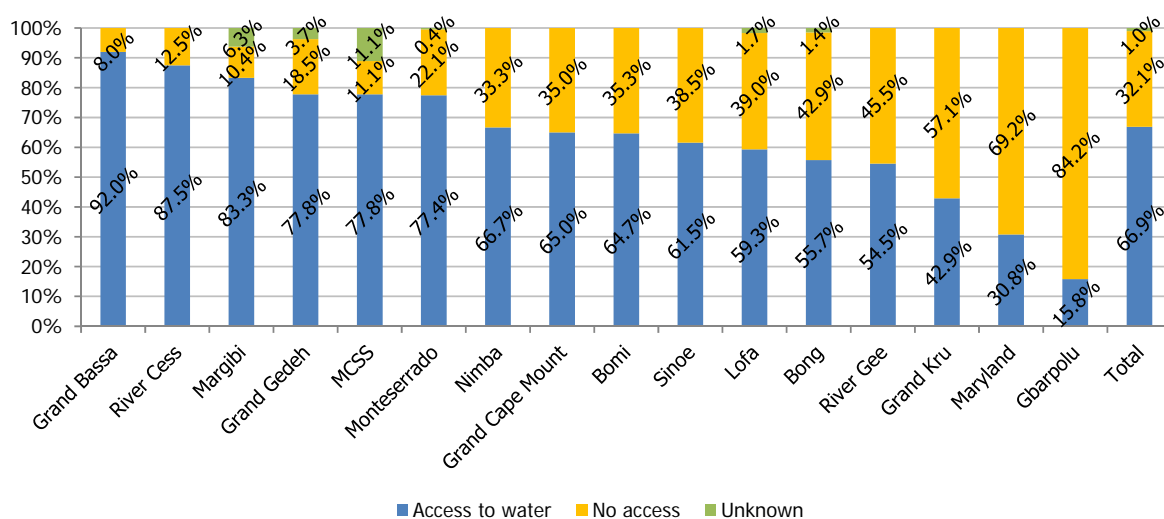
County	Total	Access		No access		Unknown	
		Count	% total	Count	% total	Count	% total
Bomi	17	11	64.7%	6	35.3%	0	0.0%
Bong	70	39	55.7%	30	42.9%	1	1.4%
Gbarpolu	19	3	15.8%	16	84.2%	0	0.0%
Grand Bassa	25	23	92.0%	2	8.0%	0	0.0%
Grand Cape Mount	20	13	65.0%	7	35.0%	0	0.0%
Grand Gedeh	27	21	77.8%	5	18.5%	1	3.7%
Grand Kru	35	15	42.9%	20	57.1%	0	0.0%
Lofa	59	35	59.3%	23	39.0%	1	1.7%
Margibi	48	40	83.3%	5	10.4%	3	6.3%
Maryland	26	8	30.8%	18	69.2%	0	0.0%
MCSS	9	7	77.8%	1	11.1%	1	11.1%
Monteserrado	226	175	77.4%	50	22.1%	1	0.4%
Nimba	150	100	66.7%	50	33.3%	0	0.0%
River Cess	8	7	87.5%	1	12.5%	0	0.0%
River Gee	11	6	54.5%	5	45.5%	0	0.0%
Sinoe	26	16	61.5%	10	38.5%	0	0.0%
<b>Total</b>	<b>776</b>	<b>519</b>	<b>66.9%</b>	<b>249</b>	<b>32.1%</b>	<b>8</b>	<b>1.0%</b>



**Number of secondary schools with access to water by county, 2013**



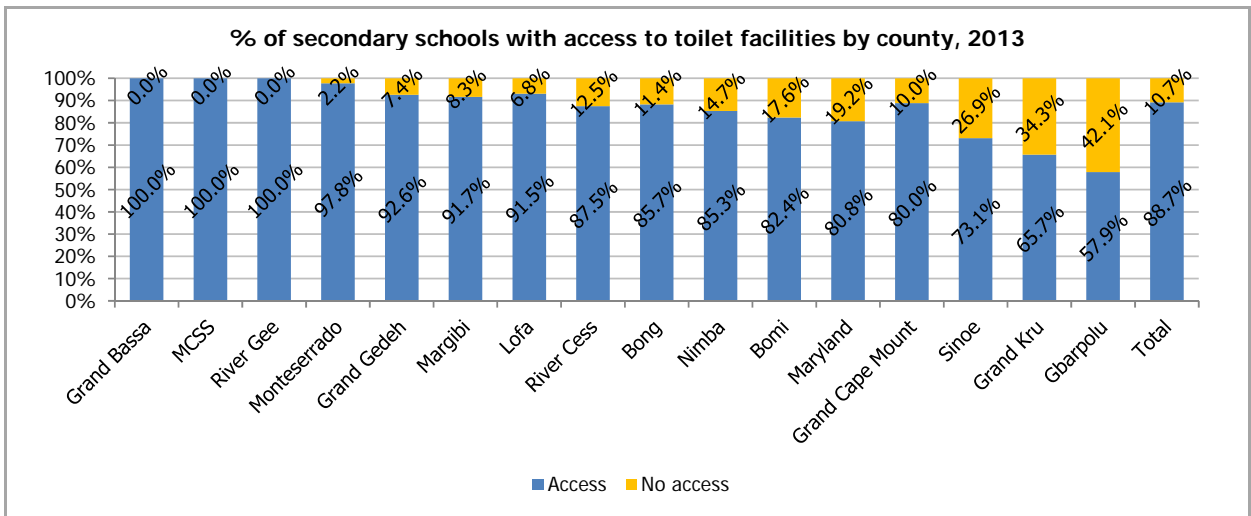
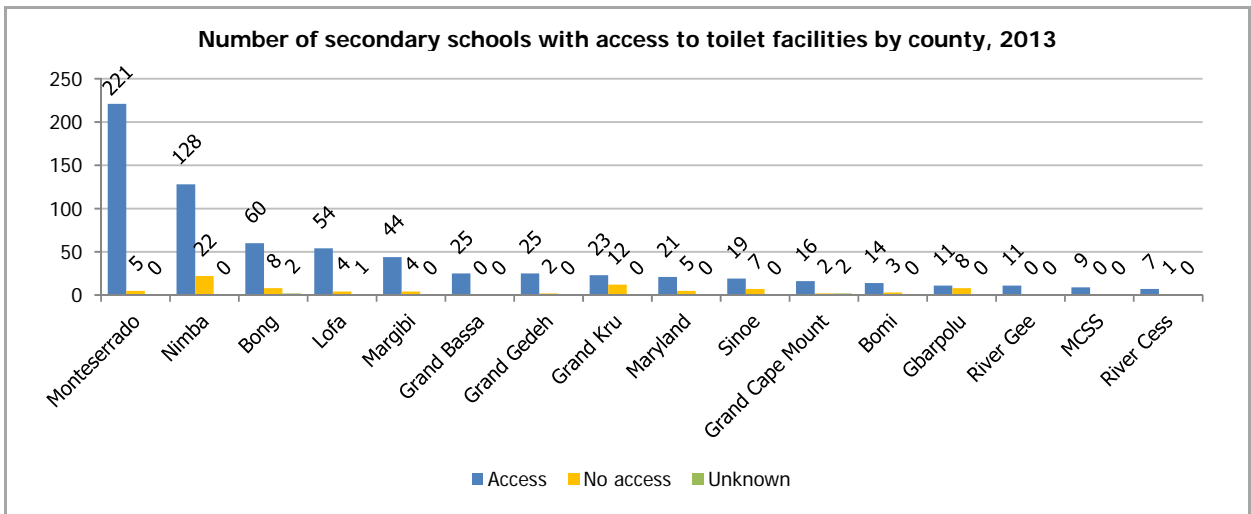
**% of secondary schools with access to water by county, 2013**



- ✓ The percentage of secondary schools with access to water stands at 66.9% nationally.
- ✓ By county however, the percentage of schools with access to water ranges widely, from 16% in Gbarpolu to 92% in Grand Bassa.
- ✓ There are three counties where over 50% of secondary schools lack access to water; Grand Kru (57%), Maryland (69%) and Gbarpolu (84%).
- ✓ Grand Bassa is the county where the greatest percentage of secondary schools has access to water, at 92%.

**Number and % of secondary schools with and without access to toilet facilities by county, 2013**

County	Total	Access		No access		Unknown	
		Count	% total	Count	% total	Count	% total
Bomi	17	14	82.4%	3	17.6%	0	0.0%
Bong	70	60	85.7%	8	11.4%	2	2.9%
Gbarpolu	19	11	57.9%	8	42.1%	0	0.0%
Grand Bassa	25	25	100.0%	0	0.0%	0	0.0%
Grand Cape Mount	20	16	80.0%	2	10.0%	2	10.0%
Grand Gedeh	27	25	92.6%	2	7.4%	0	0.0%
Grand Kru	35	23	65.7%	12	34.3%	0	0.0%
Lofa	59	54	91.5%	4	6.8%	1	1.7%
Margibi	48	44	91.7%	4	8.3%	0	0.0%
Maryland	26	21	80.8%	5	19.2%	0	0.0%
MCSS	9	9	100.0%	0	0.0%	0	0.0%
Monteserrado	226	221	97.8%	5	2.2%	0	0.0%
Nimba	150	128	85.3%	22	14.7%	0	0.0%
River Cess	8	7	87.5%	1	12.5%	0	0.0%
River Gee	11	11	100.0%	0	0.0%	0	0.0%
Sinoe	26	19	73.1%	7	26.9%	0	0.0%
<b>Total</b>	<b>776</b>	<b>688</b>	<b>88.7%</b>	<b>83</b>	<b>10.7%</b>	<b>5</b>	<b>0.6%</b>



**Number of secondary schools with latrines by type and county, 2013**

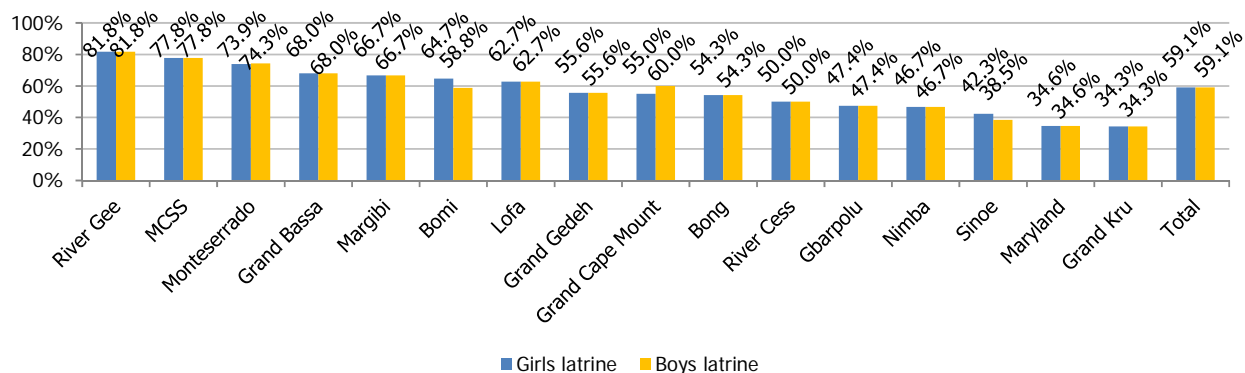
County	Schools*	Boys only latrine		Girls only latrine	
		Count	% total	Count	% total
Bomi	17	11	64.7%	10	58.8%
Bong	70	38	54.3%	38	54.3%
Gbarpolu	19	9	47.4%	9	47.4%
Grand Bassa	25	17	68.0%	17	68.0%
Grand Cape Mount	20	11	55.0%	12	60.0%
Grand Gedeh	27	15	55.6%	15	55.6%
Grand Kru	35	12	34.3%	12	34.3%
Lofa	59	37	62.7%	37	62.7%
Margibi	48	32	66.7%	32	66.7%
Maryland	26	9	34.6%	9	34.6%
MCSS	9	7	77.8%	7	77.8%
Monteserrado	226	167	73.9%	168	74.3%
Nimba	150	70	46.7%	70	46.7%
River Cess	8	4	50.0%	4	50.0%
River Gee	11	9	81.8%	9	81.8%
Sinoe	26	11	42.3%	10	38.5%
<b>Total</b>	<b>776</b>	<b>459</b>	<b>59.1%</b>	<b>459</b>	<b>59.1%</b>

\* This is the total number of secondary schools. It does not equal to the sum of boys only latrine and girls only latrine.

\*\* This section includes only schools which responded to this section.

- ✓ Nationally, almost 89% of secondary schools have access to toilet facilities.
- ✓ There are three counties where all secondary schools have access to toilet facilities (Grand Bassa, MCSS and River Gee).
- ✓ At the low end, Gbarpolu (57.9%) and Grand Kru (65.7%) are most disadvantaged in terms of access to toilet facilities.
- ✓ The number of secondary schools with no access to toilet facilities is highest in Nimba, at 22.
- ✓ The percentage of schools with a boy's only latrine is the same as the percentage of schools with a girl's only latrine, at 59%.
- ✓ By county, the percentage of schools with a boy's only latrine is almost exactly the same the percentage of schools with a girl's only latrine.

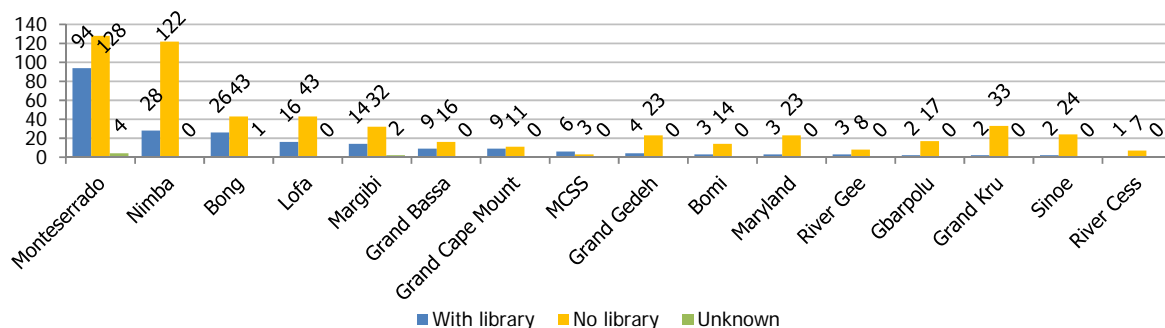
**% of secondary schools with latrines by type, 2013**



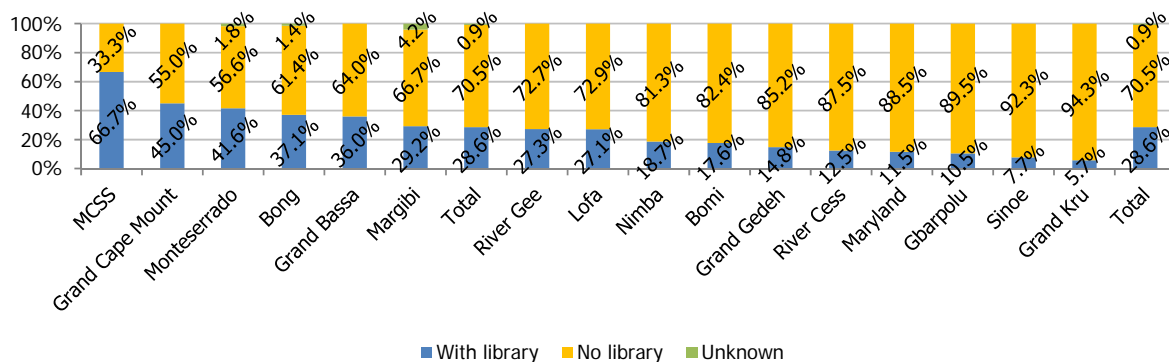
**Number and % of secondary schools with a library by county, 2013**

County	Schools	Library		No Library		Unknown	
		Count	% total	Count	% total	Count	% total
Bomi	17	3	17.6%	14	82.4%	0	0.0%
Bong	70	26	37.1%	43	61.4%	1	1.4%
Gbarpolu	19	2	10.5%	17	89.5%	0	0.0%
Grand Bassa	25	9	36.0%	16	64.0%	0	0.0%
Grand Cape Mount	20	9	45.0%	11	55.0%	0	0.0%
Grand Gedeh	27	4	14.8%	23	85.2%	0	0.0%
Grand Kru	35	2	5.7%	33	94.3%	0	0.0%
Lofa	59	16	27.1%	43	72.9%	0	0.0%
Margibi	48	14	29.2%	32	66.7%	2	4.2%
Maryland	26	3	11.5%	23	88.5%	0	0.0%
MCSS	9	6	66.7%	3	33.3%	0	0.0%
Monteserrado	226	94	41.6%	128	56.6%	4	1.8%
Nimba	150	28	18.7%	122	81.3%	0	0.0%
River Cess	8	1	12.5%	7	87.5%	0	0.0%
River Gee	11	3	27.3%	8	72.7%	0	0.0%
Sinoe	26	2	7.7%	24	92.3%	0	0.0%
<b>Total</b>	<b>776</b>	<b>222</b>	<b>28.6%</b>	<b>547</b>	<b>70.5%</b>	<b>7</b>	<b>0.9%</b>

**Number of secondary schools with a library by county, 2013**



**% of secondary schools with a library by county, 2013**

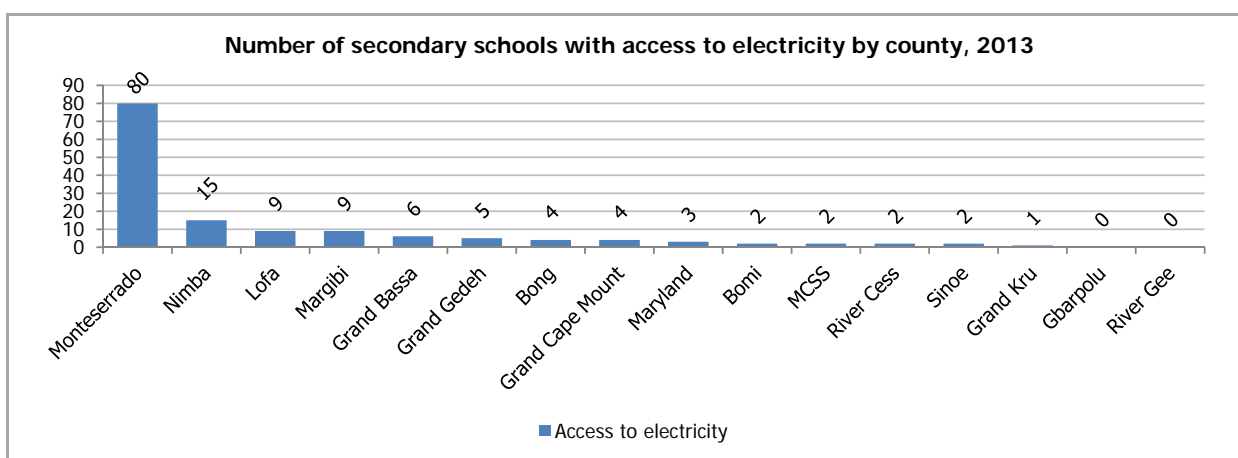


- ✓ The percentage of secondary schools with a library is low, at 28.6% nationally.
- ✓ Some counties are more advantaged, as a greater percentage of their secondary schools have access to a library. MCSS (66.7% with access) and Grand Cape Mount (45%) are notable.
- ✓ 70.5% of secondary schools have no library at the national level.
- ✓ The percentage of secondary schools with no library ranges from 33% in MCSS to 94.3% in Grand Kru.

#### Number and % of secondary schools with and without access to electricity by county, 2013

County	Schools	Access*		No access	
		Count	% total	Count	% total
Bomi	17	2	11.8%	15	88.2%
Bong	70	4	5.7%	66	94.3%
Gbarpolu	19	0	0.0%	19	100.0%
Grand Bassa	25	6	24.0%	19	76.0%
Grand Cape Mount	20	4	20.0%	16	80.0%
Grand Gedeh	27	5	18.5%	22	81.5%
Grand Kru	35	1	2.9%	34	97.1%
Lofa	59	9	15.3%	50	84.7%
Margibi	48	9	18.8%	39	81.3%
Maryland	26	3	11.5%	23	88.5%
MCSS	9	2	22.2%	7	77.8%
Monteserrado	226	80	35.4%	146	64.6%
Nimba	150	15	10.0%	135	90.0%
River Cess	8	2	25.0%	6	75.0%
River Gee	11	0	0.0%	11	100.0%
Sinoe	26	2	7.7%	24	92.3%
<b>Total</b>	<b>776</b>	<b>144</b>	<b>18.6%</b>	<b>632</b>	<b>81.4%</b>

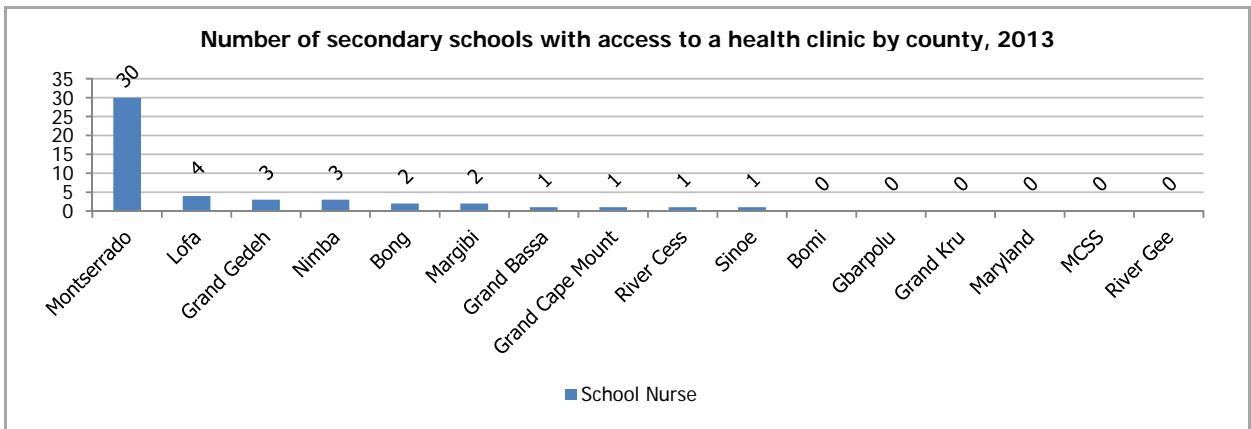
\*Access to electricity is determined by those schools that have access to a functioning generator.



- ✓ A large number of secondary schools in Liberia are disadvantaged in terms of access to electricity.
- ✓ 632 (81.4%) have no access to electricity at the national level.
- ✓ In two counties, there are no secondary schools with access to electricity (Gbarpolu and River Gee).
- ✓ There are five counties where 90% or more of secondary schools have no access to electricity.

#### Number and % of secondary schools with a school nurse by county, 2013

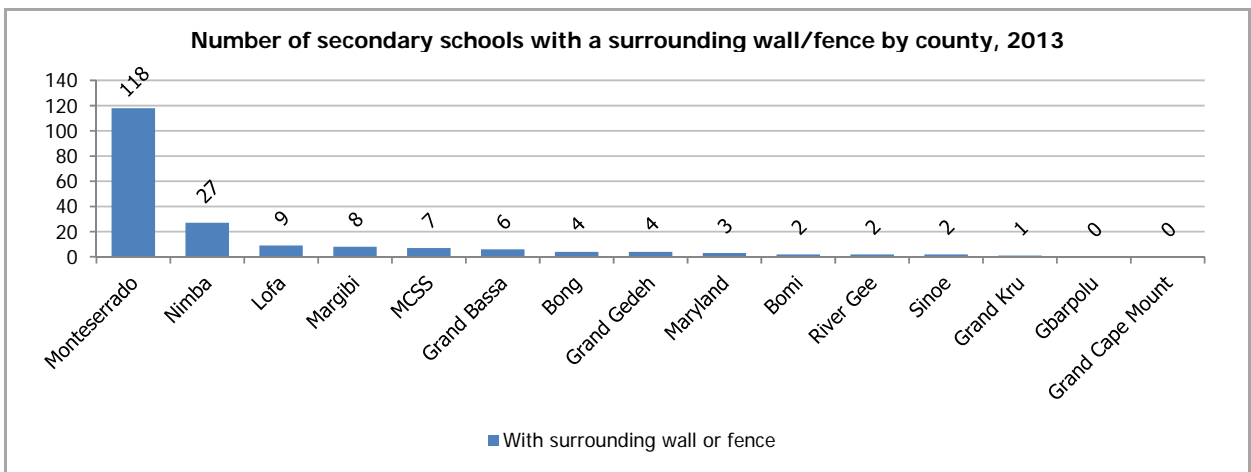
County	Schools	School nurse		No school nurse	
		Count	% total	Count	% total
Bomi	17	0	0.0%	17	100.0%
Bong	70	2	2.9%	68	97.1%
Gbarpolu	19	0	0.0%	19	100.0%
Grand Bassa	25	1	4.0%	24	96.0%
Grand Cape Mount	20	1	5.0%	19	95.0%
Grand Gedeh	27	3	11.1%	24	88.9%
Grand Kru	35	0	0.0%	35	100.0%
Lofa	59	4	6.8%	55	93.2%
Margibi	48	2	4.2%	46	95.8%
Maryland	26	0	0.0%	26	100.0%
MCSS	9	0	0.0%	9	100.0%
Monteserrado	226	30	13.3%	196	86.7%
Nimba	150	3	2.0%	147	98.0%
River Cess	8	1	12.5%	7	87.5%
River Gee	11	0	0.0%	11	100.0%
Sinoe	26	1	3.8%	25	96.2%
<b>Total</b>	<b>776</b>	<b>48</b>	<b>6.2%</b>	<b>728</b>	<b>93.8%</b>



- ✓ The number of secondary schools without a nurse is very large.
- ✓ 728 of 776 (93.8%) secondary schools do not have a school nurse, at the national level.
- ✓ There are six counties where no secondary schools have access to a nurse.
- ✓ The county where the greatest numbers of secondary schools do have a nurse is Monteserrado (196).

**Number and % of secondary schools with a surrounding wall or fence by county, 2013**

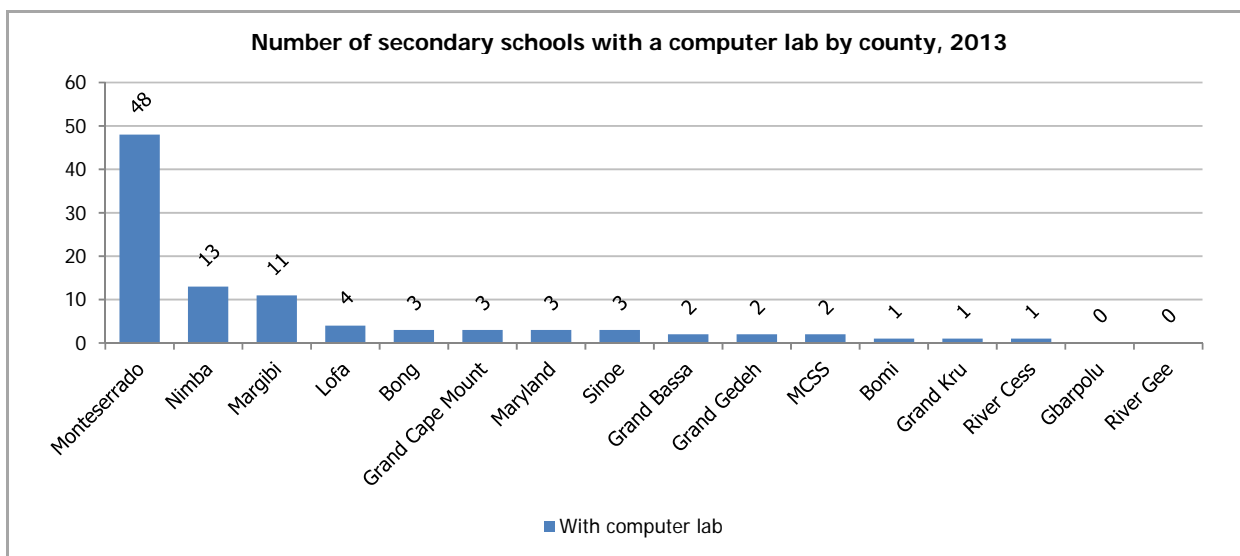
County	Total	Access		No access		Unknown	
		Count	% total	Count	% total	Count	% total
Bomi	17	2	11.8%	15	88.2%	0	0.0%
Bong	70	4	5.7%	66	94.3%	0	0.0%
Gbarpolu	19	0	0.0%	19	100.0%	0	0.0%
Grand Bassa	25	6	24.0%	19	76.0%	0	0.0%
Grand Cape Mount	20	0	0.0%	20	100.0%	0	0.0%
Grand Gedeh	27	4	14.8%	22	81.5%	1	3.7%
Grand Kru	35	1	2.9%	32	91.4%	2	5.7%
Lofa	59	9	15.3%	50	84.7%	0	0.0%
Margibi	48	8	16.7%	38	79.2%	2	4.2%
Maryland	26	3	11.5%	23	88.5%	0	0.0%
MCSS	9	7	77.8%	2	22.2%	0	0.0%
Monteserrado	226	118	52.2%	107	47.3%	1	0.4%
Nimba	150	27	18.0%	122	81.3%	1	0.7%
River Cess	8	0	0.0%	8	100.0%	0	0.0%
River Gee	11	2	18.2%	9	81.8%	0	0.0%
Sinoe	26	2	7.7%	24	92.3%	0	0.0%
<b>Total</b>	<b>776</b>	<b>193</b>	<b>24.9%</b>	<b>576</b>	<b>74.2%</b>	<b>7</b>	<b>0.9%</b>



- ✓ A school wall/fence around the school can discourage students from wandering off, keep away non-students, and create a safe and secure environment conducive to learning.
- ✓ At the national level, 74.2% of secondary schools do not have a surrounding wall or fence, compared to 24.9% that do.
- ✓ There are three counties (Gbarpolu, Grand Cape Mount and River Cess), where no secondary schools have a surrounding wall or fence.
- ✓ The counties where the greatest percentage of secondary schools has a wall or fence are Monteserrado (52.2%) and MCSS (77.8%).
- ✓ Monteserrado is the county with far and away the greatest number of secondary schools with access to a wall or fence, at 118. Nimba is the next highest, with 27.

### Number and % of secondary schools with a computer lab by county, 2013

County	Schools	Computer Lab		No Computer Lab	
		Count	% total	Count	% total
Bomi	17	1	5.9%	16	94.1%
Bong	70	3	4.3%	67	95.7%
Gbarpolu	19	0	0.0%	19	100.0%
Grand Bassa	25	2	8.0%	23	92.0%
Grand Cape Mount	20	3	15.0%	17	85.0%
Grand Gedeh	27	2	7.4%	25	92.6%
Grand Kru	35	1	2.9%	34	97.1%
Lofa	59	4	6.8%	55	93.2%
Margibi	48	11	22.9%	37	77.1%
Maryland	26	3	11.5%	23	88.5%
MCSS	9	2	22.2%	7	77.8%
Monteserrado	226	48	21.2%	178	78.8%
Nimba	150	13	8.7%	137	91.3%
River Cess	8	1	12.5%	7	87.5%
River Gee	11	0	0.0%	11	100.0%
Sinoe	26	3	11.5%	23	88.5%
<b>Total</b>	<b>776</b>	<b>97</b>	<b>12.5%</b>	<b>679</b>	<b>87.5%</b>



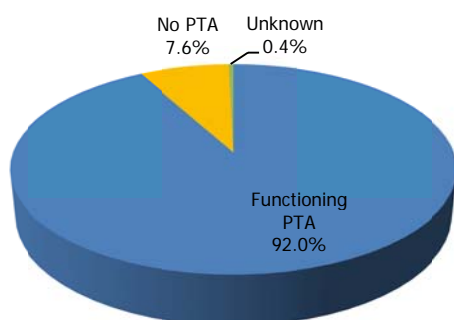
- ✓ Liberian secondary schools, for the most part, lack access to a computer lab.
- ✓ Nationally, only 12.5% of secondary schools have access to a computer lab.
- ✓ The counties with the greatest percentage of secondary schools with a computer lab are Margibi (22.9%), MCSS (22.2%) and Monteserrado (21.2%).

### 8.2.7. Management

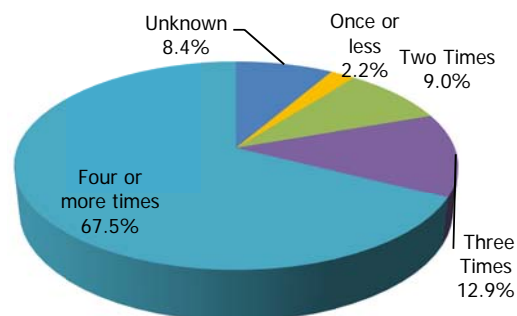
#### Number and % of secondary schools with a functioning parent teacher association (PTA) by county, 2013

County	Schools	Functioning PTA		No PTA		Unknown	
		Count	% total	Count	% total	Count	% total
Bomi	17	17	100.0%	0	0.0%	0	0.0%
Bong	70	61	87.1%	9	12.9%	0	0.0%
Gbarpolu	19	19	100.0%	0	0.0%	0	0.0%
Grand Bassa	25	24	96.0%	1	4.0%	0	0.0%
Grand Cape Mount	20	19	95.0%	1	5.0%	0	0.0%
Grand Gedeh	27	25	92.6%	2	7.4%	0	0.0%
Grand Kru	35	22	62.9%	13	37.1%	0	0.0%
Lofa	59	54	91.5%	5	8.5%	0	0.0%
Margibi	48	48	100.0%	0	0.0%	0	0.0%
Maryland	26	21	80.8%	5	19.2%	0	0.0%
MCSS	9	8	88.9%	0	0.0%	1	11.1%
Monteserrado	226	210	92.9%	15	6.6%	1	0.4%
Nimba	150	145	96.7%	5	3.3%	0	0.0%
River Cess	8	8	100.0%	0	0.0%	0	0.0%
River Gee	11	11	100.0%	0	0.0%	0	0.0%
Sinoe	26	22	84.6%	3	11.5%	1	3.8%
<b>Total</b>	<b>776</b>	<b>714</b>	<b>92.0%</b>	<b>59</b>	<b>7.6%</b>	<b>3</b>	<b>0.4%</b>

**Number of secondary schools with a functioning PTA, 2013**



**% of secondary schools with a functioning PTA by no. of meetings a year, 2013**

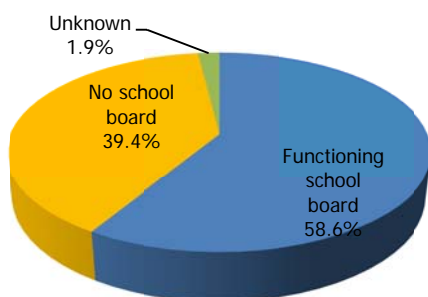


- ✓ Over 90% of secondary schools have a functioning PTA.
- ✓ In total, in 5 counties all secondary schools have a functioning PTA. They are Bomi, Gbarpolu, Margibi, River Cess and River Gee.
- ✓ The counties with the greatest percentage of secondary schools that do not have a PTA are Grand Kru (37.1%), Maryland (19.2%), Bong (12.9%) and Sinoe (11.5%).
- ✓ Of secondary schools with a functioning PTA, 68% met four or more times, while only 2% met once or less.

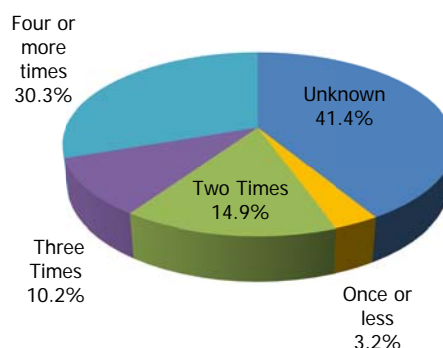
**Number and % of secondary schools with a functioning school board by county, 2013**

County	Schools	Functioning school board		No school board		Unknown	
		Count	% total	Count	% total	Count	% total
Bomi	17	7	41.2%	10	58.8%	0	0.0%
Bong	70	29	41.4%	38	54.3%	3	4.3%
Gbarpolu	19	7	36.8%	12	63.2%	0	0.0%
Grand Bassa	25	15	60.0%	10	40.0%	0	0.0%
Grand Cape Mount	20	20	100.0%	0	0.0%	0	0.0%
Grand Gedeh	27	14	51.9%	13	48.1%	0	0.0%
Grand Kru	35	6	17.1%	28	80.0%	1	2.9%
Lofa	59	19	32.2%	38	64.4%	2	3.4%
Margibi	48	33	68.8%	12	25.0%	3	6.3%
Maryland	26	16	61.5%	10	38.5%	0	0.0%
MCSS	9	4	44.4%	4	44.4%	1	11.1%
Monteserrado	226	153	67.7%	70	31.0%	3	1.3%
Nimba	150	102	68.0%	48	32.0%	0	0.0%
River Cess	8	8	100.0%	0	0.0%	0	0.0%
River Gee	11	1	9.1%	10	90.9%	0	0.0%
Sinoe	26	21	80.8%	3	11.5%	2	7.7%
<b>Total</b>	<b>776</b>	<b>455</b>	<b>58.6%</b>	<b>306</b>	<b>39.4%</b>	<b>15</b>	<b>1.9%</b>

**Number of secondary schools with a functioning school board, 2013**



**% of secondary schools with a functioning school board by no. of meetings a year, 2013**



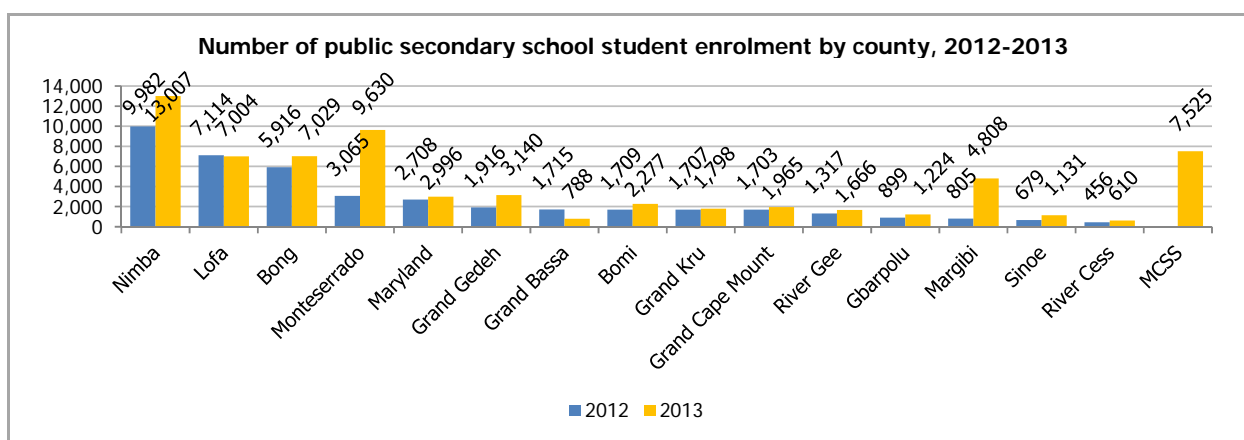
- ✓ 58.6% of Liberian secondary schools have a functioning school board, compared to 39.4% that do not have a school board.
- ✓ The counties where the greatest percentage of secondary schools has functioning school boards are River Cess and Grand Cape Mount, where all secondary schools have a functioning school board.
- ✓ In River Gee, Grand Kru and Gbarpolu, less than 40% of secondary schools have a functioning school board.
- ✓ 30% of secondary schools with school boards met four or more times during the year, and an additional 25% met two or three times.

### 8.3. Public secondary school EMIS data, 2012-2013<sup>24</sup>

#### 8.3.1. Students

**Number and % of public secondary school students by county and gender, 2012-2013**

County	Year	Total	Male	Female	Male %	Female %
Bomi	2012	1,709	1,067	642	62.4%	37.6%
	2013	2,277	1,305	972	57.3%	42.7%
Bong	2012	5,916	3,727	2,189	63.0%	37.0%
	2013	7,029	4,425	2,604	63.0%	37.0%
Gbarpolu	2012	899	534	365	59.4%	40.6%
	2013	1,224	698	526	57.0%	43.0%
Grand Bassa	2012	1,715	1,121	594	65.4%	34.6%
	2013	788	481	307	61.0%	39.0%
Grand Cape Mount	2012	1,703	1,037	666	60.9%	39.1%
	2013	1,965	1,177	788	59.9%	40.1%
Grand Gedeh	2012	1,916	1,214	702	63.4%	36.6%
	2013	3,140	1,956	1,184	62.3%	37.7%
Grand Kru	2012	1,707	1,159	548	67.9%	32.1%
	2013	1,798	1,159	639	64.5%	35.5%
Lofa	2012	7,114	4,734	2,380	66.5%	33.5%
	2013	7,004	4,484	2,520	64.0%	36.0%
Margibi	2012	805	472	333	58.6%	41.4%
	2013	4,808	2,703	2,105	56.2%	43.8%
Maryland	2012	2,708	1,700	1,008	62.8%	37.2%
	2013	2,996	1,921	1,075	64.1%	35.9%
MCSS <sup>25</sup>	2012	-	-	-	-	-
	2013	7,525	4,330	3,195	57.5%	42.5%
Monteserrado	2012	3,065	1,716	1,349	56.0%	44.0%
	2013	9,630	5,392	4,238	56.0%	44.0%
Nimba	2012	9,982	5,899	4,083	59.1%	40.9%
	2013	13,007	7,643	5,364	58.8%	41.2%
River Cess	2012	456	323	133	70.8%	29.2%
	2013	610	402	208	65.9%	34.1%
River Gee	2012	1,317	926	391	70.3%	29.7%
	2013	1,666	1,070	596	64.2%	35.8%
Sinoe	2012	679	488	191	71.9%	28.1%
	2013	1,131	792	339	70.0%	30.0%
<b>Total</b>	<b>2012</b>	<b>41,691</b>	<b>26,117</b>	<b>15,574</b>	<b>62.6%</b>	<b>37.4%</b>
	<b>2013</b>	<b>66,598</b>	<b>39,938</b>	<b>26,660</b>	<b>60.0%</b>	<b>40.0%</b>



- ✓ The number of public secondary school students increased between 2012 and 2013, from 41,691 to 66,598. The counties with the greatest increase in student numbers are Margibi, Monteserrado and Nimba. This is likely a result of an increase in the response rate of questionnaires from 2012 to 2013. See Section 8.0 Missing Schools from Census for a breakdown of the response rate by county for 2013.
- ✓ The gender parity stayed roughly the same between 2012 and 2013, with males making up roughly 61% of primary school students and females at about 39%.

<sup>24</sup>

EMIS Data in 2012 was collected for public schools only.

<sup>25</sup>

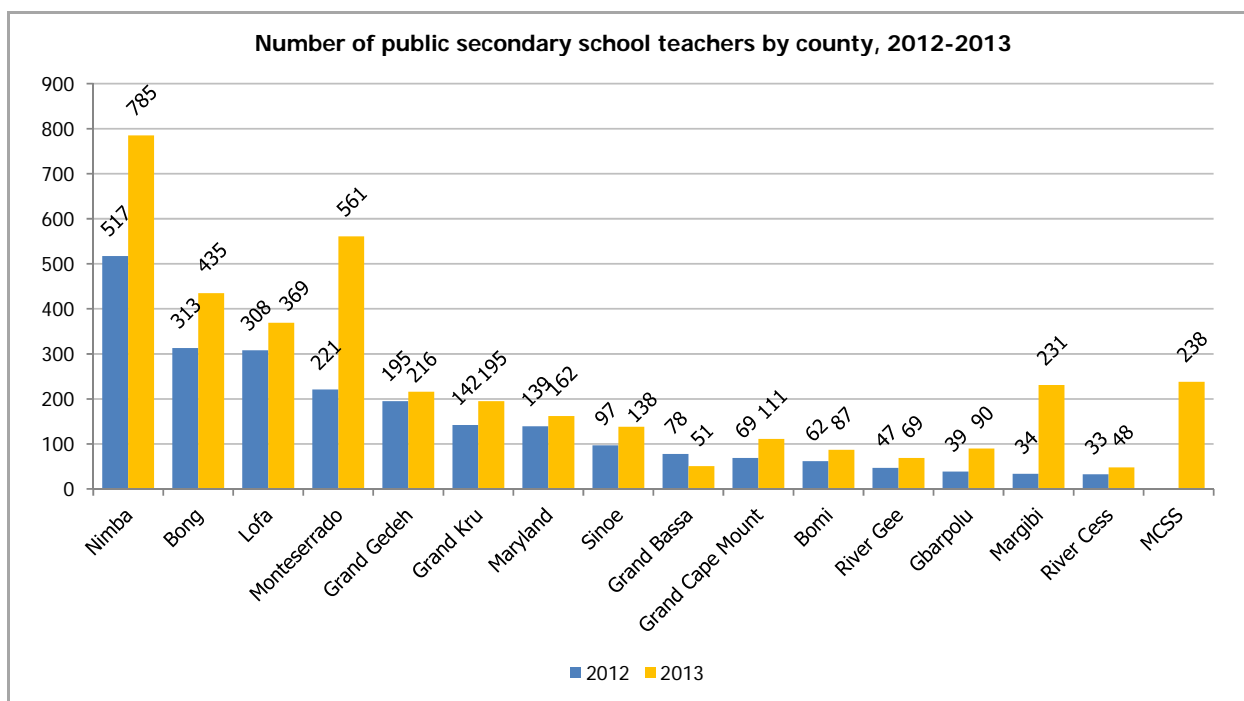
MCSS information was only recorded in the 2013 Annual School Census.



### 8.3.2. Teachers

**Number and % of public secondary school teachers, and student-teacher ratio (STR) by county and gender, 2012-2013**

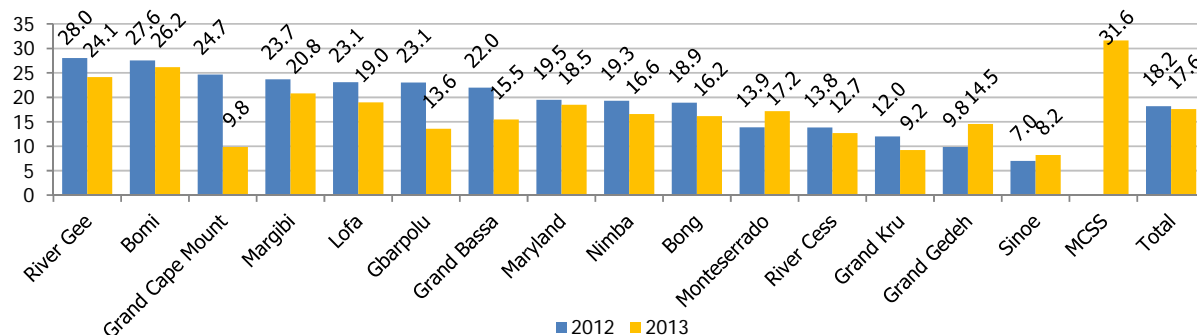
County	Year	Total	Male	Female	Male %	Female %	STR
Bomi	2012	62	61	1	98.4%	1.6%	27.6
	2013	87	83	4	95.4%	4.6%	26.2
Bong	2012	313	303	10	96.8%	3.2%	18.9
	2013	435	422	13	97.0%	3.0%	16.2
Gbarpolu	2012	39	38	1	97.4%	2.6%	23.1
	2013	90	86	4	95.6%	4.4%	13.6
Grand Bassa	2012	78	75	3	96.2%	3.8%	22.0
	2013	51	48	3	94.1%	5.9%	15.5
Grand Cape Mount	2012	69	63	6	91.3%	8.7%	24.7
	2013	111	106	5	95.5%	4.5%	17.7
Grand Gedeh	2012	195	181	14	92.8%	7.2%	9.8
	2013	216	203	13	94.0%	6.0%	14.5
Grand Kru	2012	142	140	2	98.6%	1.4%	12.0
	2013	195	191	4	97.9%	2.1%	9.2
Lofa	2012	308	300	8	97.4%	2.6%	23.1
	2013	369	363	6	98.4%	1.6%	19.0
Margibi	2012	34	33	1	97.1%	2.9%	23.7
	2013	231	217	14	93.9%	6.1%	20.8
Maryland	2012	139	132	7	95.0%	5.0%	19.5
	2013	162	156	6	96.3%	3.7%	18.5
MCSS <sup>26</sup>	2012	-	-	-	-	-	-
	2013	238	222	16	93.3%	6.7%	31.6
Monteserrado	2012	221	197	24	89.1%	10.9%	13.9
	2013	561	523	38	93.2%	6.8%	17.2
Nimba	2012	517	491	26	95.0%	5.0%	19.3
	2013	785	748	37	95.3%	4.7%	16.6
River Cess	2012	33	33	0	100.0%	0.0%	13.8
	2013	48	48	0	100.0%	0.0%	12.7
River Gee	2012	47	45	2	95.7%	4.3%	28.0
	2013	69	66	3	95.7%	4.3%	24.1
Sinoe	2012	97	96	1	99.0%	1.0%	7.1
	2013	138	134	4	97.1%	2.9%	8.2
<b>Total</b>	<b>2012</b>	<b>2,294</b>	<b>2,188</b>	<b>106</b>	<b>95.4%</b>	<b>4.6%</b>	<b>18.2</b>
	<b>2013</b>	<b>3,786</b>	<b>3,616</b>	<b>170</b>	<b>95.5%</b>	<b>4.5%</b>	<b>17.6</b>



<sup>26</sup>

MCSS information was only recorded in the 2013 Annual School Census.

**Public secondary school student-teacher ratio (STR) by county, 2012-2013**



- ✓ The number of public secondary school teachers increased from 2,294 to 3,786 from 2012 to 2013. The counties with the greatest increase in teacher numbers are Margibi, Monteserrado and Nimba. This is likely a result of an increase in the response rate of questionnaires from 2012 to 2013. See Section 8.0 Missing Schools from Census for a breakdown of the response rate by county for 2013.
- ✓ Only one county (Grand Bassa), saw a decrease in the number of teachers. Four counties saw increases in the number of secondary school teachers of over 100; they were Bong, Margibi, Monteserrado, and Nimba.
- ✓ The gender disparity among teachers is even greater at the secondary level than at the primary level. Nationally, over 95% of secondary school teachers are male. These figures remained almost constant between 2012 and 2013.
- ✓ The STR stayed about the same between 2012 and 2013 at 18 students per teacher.

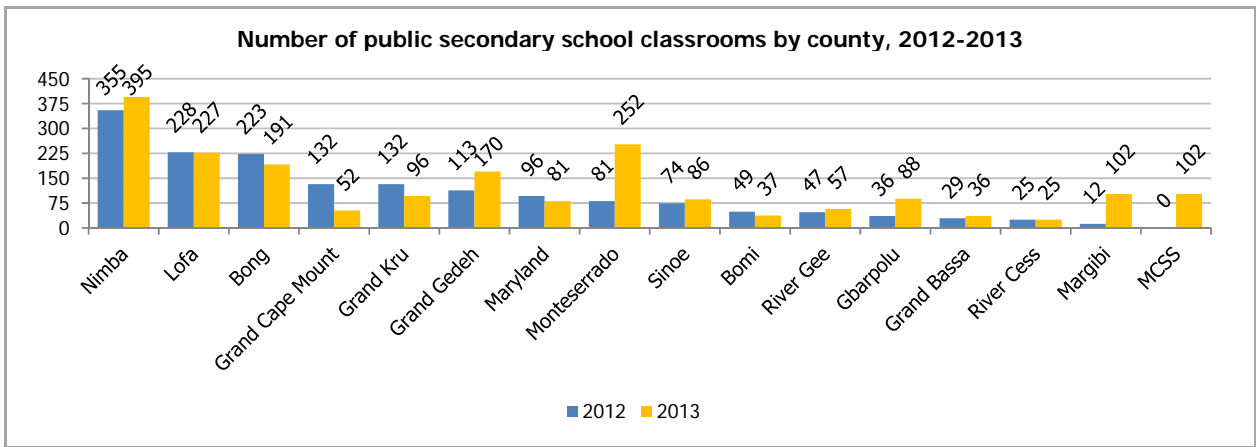
### 8.3.3. Classrooms

**Number and % of public secondary classrooms, and student-classroom ratio by county and type, 2012-2013**

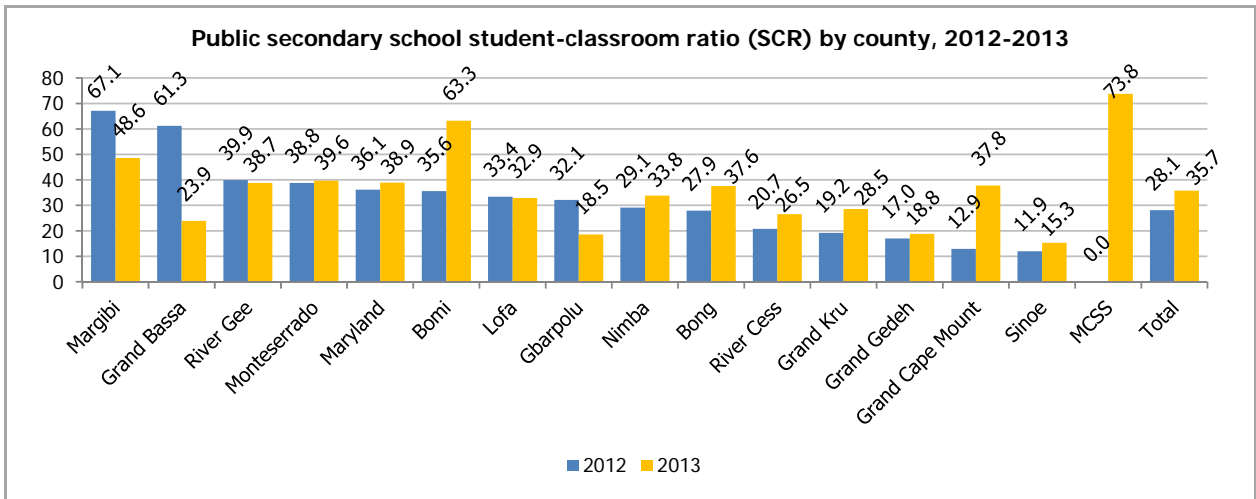
County	Year	Total	Solid	Semi-solid	Make-shift	Other	SCR
Bomi	2012	49	44	4	0	1	35.6
	2013	37	31	5	0	1	63.3
Bong	2012	223	122	90	11	0	27.9
	2013	191	113	74	0	4	37.6
Gbarpolu	2012	36	15	13	7	1	32.1
	2013	88	29	37	20	2	18.5
Grand Bassa	2012	29	28	0	1	0	61.3
	2013	36	28	5	2	1	23.9
Grand Cape Mount	2012	132	101	31	0	0	12.9
	2013	52	27	25	0	0	37.8
Grand Gedeh	2012	113	90	23	0	0	17.0
	2013	170	101	66	3	0	18.8
Grand Kru	2012	132	49	40	40	3	19.2
	2013	96	27	36	32	1	28.5
Lofa	2012	228	117	96	6	9	33.4
	2013	227	111	102	3	11	32.9
Margibi	2012	12	11	1	0	0	67.1
	2013	102	88	11	0	3	48.6
Maryland	2012	96	70	5	2	19	36.1
	2013	81	72	5	3	1	38.9
MCSS <sup>27</sup>	2012						
	2013	102	102	0	0	0	73.8
Monteserrado	2012	81	58	21	0	2	38.8
	2013	252	167	76	1	8	39.6
Nimba	2012	355	197	146	9	3	29.1
	2013	395	204	181	8	2	33.8
River Cess	2012	25	7	15	3	0	20.7
	2013	25	11	12	2	0	26.5
River Gee	2012	47	27	6	14	0	39.9
	2013	57	35	8	14	0	38.7
Sinoe	2012	74	50	8	8	8	11.9
	2013	86	66	8	10	2	15.3
<b>Total</b>	<b>2012</b>	<b>1,632</b>	<b>986</b>	<b>499</b>	<b>101</b>	<b>46</b>	<b>28.1</b>
	<b>2013</b>	<b>1,997</b>	<b>1,212</b>	<b>651</b>	<b>98</b>	<b>36</b>	<b>35.7</b>

\* SCR only accounts for permanent and semi-permanent classrooms.

<sup>27</sup> MCSS information was only recorded in the 2013 Annual School Census.



- ✓ The number of public secondary school classrooms increased between 2012 and 2013 from 1632 to 1,997. The counties with the greatest increase in classroom numbers are Grand Gedeh, Gbarpolu, Margibi, Monteserrado and Nimba. This is likely a result of an increase in the response rate of questionnaires from 2012 to 2013. See Section 8.0 Missing Schools from Census for a breakdown of the response rate by county for 2013.
- ✓ 7 counties saw a decrease in the total number of public secondary classrooms, with the greatest decrease coming in Grand Cape Mount where the number of classrooms decreased by 80.
- ✓ At the national level, the student-classroom ratio (SCR) increased between 2012 and 2013 from 28.1 to 35.7. MCS has the highest SCR at 73.8, while Margibi's SCR has stayed above 45 for two years in a row.



### 8.3.4. Promotion Rates<sup>28</sup>

**Public secondary school promotion rate by county and grade, 2012-2013**

County	Grade 7-8	Grade 8-9	Grade 9-10	Grade 10-11	Grade 11-12
Bomi	90.5%	99.5%	100.0%	69.1%	100.0%
Bong	75.8%	83.7%	81.3%	100.0%	86.0%
Gbarpolu	100.0%	83.6%	51.1%	32.9%	86.7%
Grand Bassa	34.9%	42.8%	31.4%	15.4%	14.4%
Grand Cape Mount	83.3%	75.8%	75.8%	93.2%	100.0%
Grand Gedeh	97.0%	98.3%	100.0%	97.4%	100.0%
Grand Kru	68.6%	66.6%	51.8%	89.7%	78.0%
Lofa	77.4%	78.6%	63.8%	76.2%	87.7%
Margibi	40.9%	35.2%	0.0%	0.0%	0.0%
Maryland	68.3%	63.2%	75.0%	72.3%	56.1%
Monteserrado	80.0%	68.9%	24.5%	6.1%	5.8%
Nimba	81.1%	78.7%	72.4%	83.4%	100.0%
River Cess	79.7%	77.6%	67.9%	92.9%	93.3%
River Gee	100.0%	91.7%	82.6%	75.0%	74.0%
Sinoe	73.8%	66.8%	6.3%	52.6%	88.9%
<b>Average</b>	<b>78.3%</b>	<b>77.4%</b>	<b>67.6%</b>	<b>71.4%</b>	<b>73.7%</b>

\*MCS data was not recorded in the 2012 annual school census.

<sup>28</sup> As all rates have been affected by the increase in coverage of public primary schools between 2012 and 2013 from 1,593 to 2,056, the promotion rates were calculated for only those schools which were recorded within both the 2012 and 2013 Annual School Census.

### Public secondary school promotion rate for male by county and grade, 2012-2013

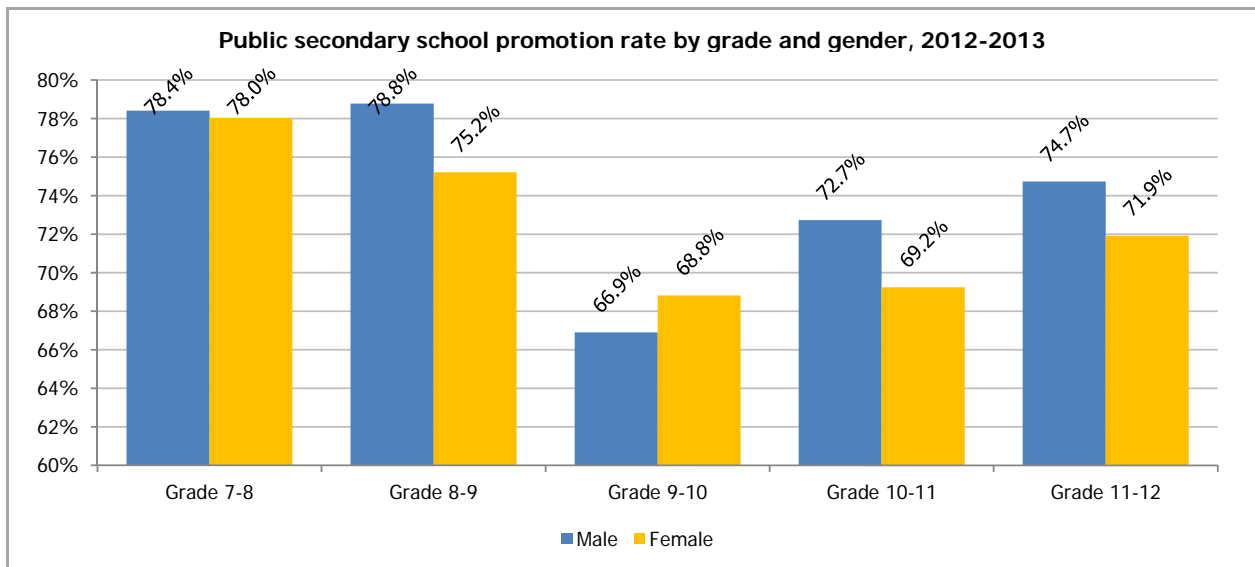
County	Grade 7-8	Grade 8-9	Grade 9-10	Grade 10-11	Grade 11-12
Bomi	81.8%	99.2%	97.3%	64.0%	96.0%
Bong	75.6%	89.4%	85.5%	100.0%	88.0%
Gbarpolu	100.0%	85.4%	40.7%	38.0%	100.0%
Grand Bassa	34.5%	37.0%	22.9%	13.8%	14.1%
Grand Cape Mount	80.6%	78.6%	78.6%	77.6%	100.0%
Grand Gedeh	90.5%	100.0%	100.0%	100.0%	100.0%
Grand Kru	67.9%	68.8%	48.4%	85.8%	72.3%
Lofa	79.4%	79.6%	63.6%	74.3%	87.0%
Margibi	43.2%	33.3%	0.0%	0.0%	0.0%
Maryland	73.7%	68.4%	74.9%	71.2%	64.4%
Monteserrado	82.3%	73.8%	23.6%	5.3%	7.4%
Nimba	83.5%	78.1%	72.1%	93.0%	92.8%
River Cess	66.0%	69.3%	53.6%	100.0%	90.0%
River Gee	100.0%	86.6%	67.6%	71.7%	70.9%
Sinoe	71.4%	68.0%	9.0%	62.5%	75.0%
<b>Average</b>	<b>78.4%</b>	<b>78.8%</b>	<b>66.9%</b>	<b>72.7%</b>	<b>74.7%</b>

\*MCSS data was not recorded in the 2012 annual school census.

### Public secondary school promotion rate for female by county and grade, 2012-2013

County	Grade 7-8	Grade 8-9	Grade 9-10	Grade 10-11	Grade 11-12
Bomi	100.0%	100.0%	100.0%	77.9%	100.0%
Bong	76.1%	74.7%	74.4%	100.0%	82.0%
Gbarpolu	98.6%	81.2%	68.1%	24.1%	0.0%
Grand Bassa	35.7%	51.9%	54.2%	18.6%	15.0%
Grand Cape Mount	86.9%	71.6%	70.5%	100.0%	100.0%
Grand Gedeh	100.0%	92.0%	100.0%	84.8%	100.0%
Grand Kru	70.0%	62.7%	59.1%	100.0%	90.0%
Lofa	74.0%	76.8%	64.0%	80.5%	89.2%
Margibi	37.7%	38.3%	0.0%	0.0%	0.0%
Maryland	60.7%	55.4%	75.2%	75.0%	41.6%
Monteserrado	77.4%	63.3%	25.6%	7.1%	3.6%
Nimba	77.8%	79.7%	72.9%	71.4%	100.0%
River Cess	100.0%	100.0%	96.4%	75.0%	100.0%
River Gee	100.0%	100.0%	100.0%	81.8%	84.0%
Sinoe	80.0%	63.8%	0.0%	0.0%	100.0%
<b>Average</b>	<b>78.0%</b>	<b>75.2%</b>	<b>68.8%</b>	<b>69.2%</b>	<b>71.9%</b>

\*MCSS data was not recorded in the 2012 annual school census.



- ✓ At a national level the promotion rate is highest between grades 7 through 9 and lowest between grades 10 through 12.
- ✓ Note particularly the low promotion rate between grades 9-10 at 68.8%.
- ✓ On average, females have a lower promotion rate between all grade levels except grades 9-10.

### 8.3.5. Repetition Rates<sup>29</sup>

**Public secondary school repetition rate by county and grade, 2012-2013**

County	Grade 7-8	Grade 8-9	Grade 9-10	Grade 10-11	Grade 11-12
Bomi	10.1%	6.5%	6.4%	4.7%	0.0%
Bong	7.2%	7.7%	6.6%	3.5%	4.4%
Gbarpolu	5.8%	5.1%	6.0%	19.0%	60.0%
Grand Bassa	5.7%	1.8%	1.9%	0.0%	1.9%
Grand Cape Mount	8.8%	7.2%	3.8%	6.8%	9.8%
Grand Gedeh	11.7%	11.0%	11.2%	9.6%	10.3%
Grand Kru	12.0%	5.7%	4.0%	7.1%	6.5%
Lofa	7.6%	6.2%	3.8%	4.2%	3.5%
Margibi	1.2%	6.2%	4.4%	0.0%	0.0%
Maryland	6.0%	10.6%	15.9%	18.4%	12.2%
Monteserrado	5.6%	5.7%	3.7%	0.7%	0.0%
Nimba	9.4%	6.0%	5.5%	5.8%	7.9%
River Cess	15.5%	10.3%	16.7%	0.0%	3.3%
River Gee	5.6%	4.8%	3.8%	27.9%	3.8%
Sinoe	11.3%	3.9%	3.5%	0.0%	0.0%
<b>Average</b>	<b>8.2%</b>	<b>6.6%</b>	<b>5.8%</b>	<b>6.8%</b>	<b>5.5%</b>

\*MCSS data was not recorded in the 2012 annual school census.

**Public secondary school repetition rate for male by county and grade, 2012-2013**

County	Grade 7-8	Grade 8-9	Grade 9-10	Grade 10-11	Grade 11-12
Bomi	8.1%	7.2%	5.9%	5.3%	0.0%
Bong	6.3%	7.2%	5.7%	2.7%	3.8%
Gbarpolu	6.6%	4.4%	2.7%	16.0%	36.4%
Grand Bassa	4.5%	1.4%	1.6%	0.0%	1.8%
Grand Cape Mount	9.0%	8.3%	2.7%	3.1%	6.3%
Grand Gedeh	8.8%	8.2%	10.4%	9.2%	9.7%
Grand Kru	12.9%	5.6%	3.7%	7.5%	3.6%
Lofa	5.5%	5.7%	3.6%	3.6%	3.1%
Margibi	1.4%	5.9%	5.6%	0.0%	0.0%
Maryland	6.3%	11.1%	13.9%	19.7%	12.1%
Monteserrado	5.5%	5.7%	4.4%	1.2%	0.0%
Nimba	9.4%	5.1%	5.0%	5.6%	6.5%
River Cess	16.0%	11.4%	19.6%	0.0%	5.0%
River Gee	4.5%	3.6%	4.1%	30.4%	3.8%
Sinoe	8.8%	4.1%	4.0%	0.0%	0.0%
<b>Average</b>	<b>7.5%</b>	<b>6.2%</b>	<b>5.3%</b>	<b>6.8%</b>	<b>4.8%</b>

\*MCSS data was not recorded in the 2012 annual school census.

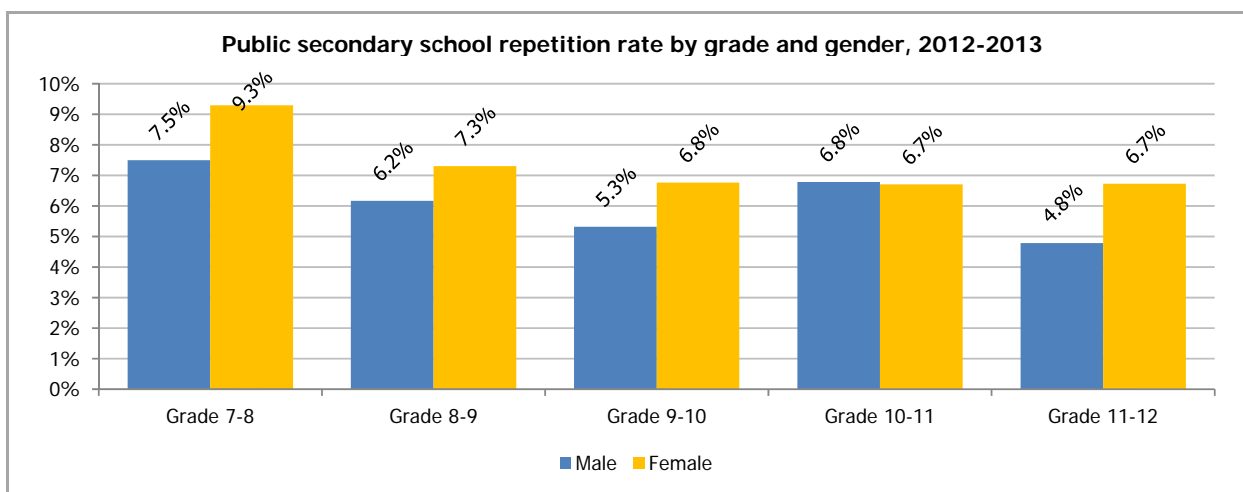
**Public secondary school repetition rate for female by county and grade, 2013**

County	Grade 7-8	Grade 8-9	Grade 9-10	Grade 10-11	Grade 11-12
Bomi	13.0%	5.6%	7.3%	3.5%	0.0%
Bong	8.7%	8.3%	8.0%	5.0%	5.5%
Gbarpolu	4.8%	6.0%	11.6%	24.1%	125.0%
Grand Bassa	7.9%	2.3%	2.8%	0.0%	2.0%
Grand Cape Mount	8.6%	5.7%	5.8%	14.3%	15.8%
Grand Gedeh	17.1%	15.4%	12.5%	10.1%	11.3%
Grand Kru	10.5%	5.9%	4.5%	5.7%	12.5%
Lofa	11.2%	7.2%	4.3%	5.3%	4.2%
Margibi	0.9%	6.7%	2.9%	0.0%	0.0%
Maryland	5.6%	9.9%	19.5%	15.6%	12.4%
Monteserrado	5.7%	5.8%	2.9%	0.0%	0.0%
Nimba	9.5%	7.3%	6.2%	6.1%	10.3%
River Cess	14.6%	7.1%	10.7%	0.0%	0.0%
River Gee	7.5%	8.0%	3.0%	22.7%	4.0%
Sinoe	17.6%	3.4%	2.3%	0.0%	0.0%
<b>Average</b>	<b>9.3%</b>	<b>7.3%</b>	<b>6.8%</b>	<b>6.7%</b>	<b>6.7%</b>

\*MCSS data was not recorded in the 2012 annual school census.

- ✓ At the national level, the secondary repetition rates are lower than primary. The rates fluctuate 1-3% between males and females for each grade of secondary.
- ✓ Repetition rates can demonstrate the efficiency of the educational system. The high repetition rate is ultimately costly to the government as students spend longer time completing school.
- ✓ By gender disaggregation, females have a higher repetition rate than males between all grades except grades 10-11.

<sup>29</sup> As all rates have been affected by the increase in coverage of public primary schools between 2012 and 2013 from 1,593 to 2,056, the repetition rates were calculated for only those schools which were recorded within both the 2012 and 2013 Annual School Census.



### 8.3.6. Dropout Rates<sup>30</sup>

**Public secondary school dropout rate by county and grade, 2012-2013**

County	Grade 7-8	Grade 8-9	Grade 9-10	Grade 10-11	Grade 11-12
Bomi	0.0%	0.0%	0.0%	26.3%	0.0%
Bong	17.0%	8.7%	12.1%	0.0%	9.7%
Gbarpolu	0.0%	11.3%	42.9%	48.1%	0.0%
Grand Bassa	59.4%	55.4%	66.7%	84.6%	83.7%
Grand Cape Mount	7.8%	17.0%	20.5%	0.0%	0.0%
Grand Gedeh	0.0%	0.0%	0.0%	0.0%	0.0%
Grand Kru	19.4%	27.7%	44.2%	3.2%	15.4%
Lofa	15.0%	15.2%	32.4%	19.6%	8.9%
Margibi	57.9%	58.6%	95.6%	100.0%	100.0%
Maryland	25.7%	26.1%	9.1%	9.2%	31.6%
Monteserrado	14.4%	25.3%	71.8%	93.2%	94.2%
Nimba	9.5%	15.3%	22.2%	10.7%	0.0%
River Cess	4.7%	12.1%	15.5%	7.1%	3.3%
River Gee	0.0%	3.5%	13.6%	0.0%	22.1%
Sinoe	14.9%	29.3%	90.3%	47.4%	11.1%
<b>Average</b>	<b>13.5%</b>	<b>16.0%</b>	<b>26.5%</b>	<b>21.8%</b>	<b>20.8%</b>

\*MCSS data was not recorded in the 2012 annual school census.

**Public secondary school dropout rate for male by county and grade, 2012-2013**

County	Grade 7-8	Grade 8-9	Grade 9-10	Grade 10-11	Grade 11-12
Bomi	10.1%	0.0%	0.0%	30.7%	4.0%
Bong	18.1%	3.3%	8.8%	0.0%	8.2%
Gbarpolu	0.0%	10.1%	56.6%	46.0%	0.0%
Grand Bassa	61.0%	61.5%	75.5%	86.2%	84.0%
Grand Cape Mount	10.4%	13.1%	18.7%	19.4%	0.0%
Grand Gedeh	0.7%	0.0%	0.0%	0.0%	0.0%
Grand Kru	19.3%	25.6%	47.9%	6.7%	24.1%
Lofa	15.1%	14.7%	32.8%	22.0%	9.9%
Margibi	55.5%	60.8%	94.4%	100.0%	100.0%
Maryland	20.1%	20.4%	11.2%	9.2%	23.4%
Monteserrado	12.2%	20.5%	72.1%	93.4%	92.6%
Nimba	7.1%	16.8%	23.0%	1.5%	0.8%
River Cess	18.0%	19.3%	26.8%	0.0%	5.0%
River Gee	0.0%	9.8%	28.2%	0.0%	25.3%
Sinoe	19.8%	27.9%	87.0%	37.5%	25.0%
<b>Average</b>	<b>14.1%</b>	<b>15.1%</b>	<b>27.8%</b>	<b>20.5%</b>	<b>20.5%</b>

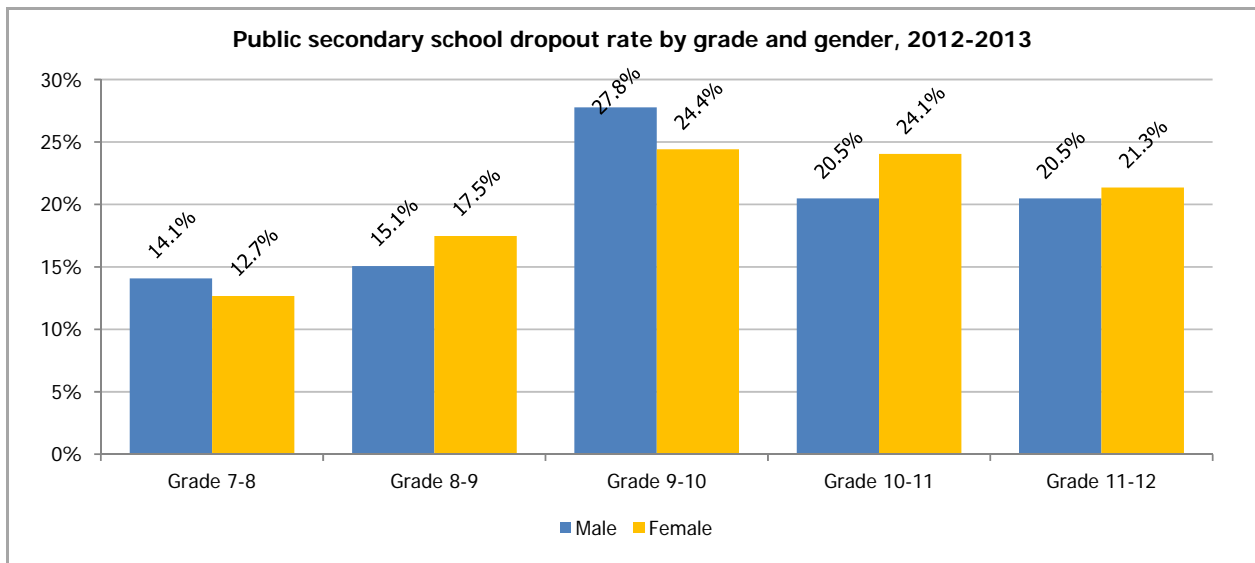
\*MCSS data was not recorded in the 2012 annual school census.

<sup>30</sup> As all rates have been affected by the increase in coverage of public primary schools between 2012 and 2013 from 1,593 to 2,056, the dropout rates were calculated for only those schools which were recorded within both the 2012 and 2013 Annual School Census.

### Public secondary school dropout rate for female by county and grade, 2013

County	Grade 7-8	Grade 8-9	Grade 9-10	Grade 10-11	Grade 11-12
Bomi	0.0%	0.0%	0.0%	18.6%	0.0%
Bong	15.2%	17.0%	17.6%	0.0%	12.6%
Gbarpolu	0.0%	12.8%	20.3%	51.7%	0.0%
Grand Bassa	56.4%	45.9%	43.1%	81.4%	83.0%
Grand Cape Mount	4.5%	22.7%	23.7%	0.0%	0.0%
Grand Gedeh	0.0%	0.0%	0.0%	5.1%	0.0%
Grand Kru	19.5%	31.4%	36.4%	0.0%	0.0%
Lofa	14.9%	16.0%	31.7%	14.2%	6.6%
Margibi	61.3%	55.0%	97.1%	100.0%	100.0%
Maryland	33.7%	34.7%	5.4%	9.4%	46.0%
Monteserrado	17.0%	30.9%	71.5%	92.9%	96.4%
Nimba	12.7%	13.0%	20.9%	22.5%	0.0%
River Cess	0.0%	0.0%	0.0%	25.0%	0.0%
River Gee	0.0%	0.0%	0.0%	0.0%	12.0%
Sinoe	2.4%	32.8%	97.7%	100.0%	0.0%
<b>Average</b>	<b>12.7%</b>	<b>17.5%</b>	<b>24.4%</b>	<b>24.1%</b>	<b>21.3%</b>

\*MCSS data was not recorded in the 2012 annual school census.



- ✓ At a national level, the dropout rate increases significantly between grades 9 -10. This is possibly as a result of the the school fees for senior high secondary, and that the vast majority of students are overage.
- ✓ By gender, the dropout rate is higher for males than females between grades 7-8 and grades 9-10.

## 9.0. List of schools in census

County	District	School Name	EMIS Code	Type	ECE	Primary	Secondary
Bomi	Dewoin	Beh Town	10023	Public	YES	YES	YES
Bomi	Dewoin	Bonjeh	10028	Public	YES	YES	NO
Bomi	Dewoin	Bowein	10030	Public	YES	YES	YES
Bomi	Dewoin	Corma	10022	Public	YES	YES	NO
Bomi	Dewoin	Dagweh Town	10024	Public	YES	YES	NO
Bomi	Dewoin	Folley Town Public School	10103	Public	YES	YES	NO
Bomi	Dewoin	Kpagbola Pub. School	10101	Public	YES	YES	NO
Bomi	Dewoin	Levuma	10026	Public	YES	YES	NO
Bomi	Dewoin	Vincent Ward	10025	Public	YES	YES	NO
Bomi	Dewoin	Vortor Public School	10102	Public	YES	YES	NO
Bomi	Dewoin	Weajor	10029	Public	YES	YES	NO
Bomi	Dewoin	Yormu Public School	10100	Public	YES	YES	NO
Bomi	Klay	Amos E. Fully	10071	Public	YES	YES	NO
Bomi	Klay	Beakini	10067	Public	YES	YES	NO
Bomi	Klay	C.F.M Children Hope Sch.	10080	Community	YES	YES	NO
Bomi	Klay	Deadilah	10068	Public	YES	YES	NO
Bomi	Klay	Fefeh Town	10066	Public	YES	YES	NO
Bomi	Klay	Gangama	10060	Public	YES	YES	NO
Bomi	Klay	Garnodeyan	10065	Public	YES	YES	NO
Bomi	Klay	Gertrude Yancy	10073	Public	YES	YES	YES
Bomi	Klay	Gevehfahncee	10059	Public	YES	YES	NO
Bomi	Klay	Goghen	10064	Public	YES	YES	NO
Bomi	Klay	Golodee	10052	Public	YES	YES	NO
Bomi	Klay	Gonah Town	10061	Public	YES	YES	NO
Bomi	Klay	Gonjeh	10058	Public	YES	YES	NO
Bomi	Klay	Gonzipo	10105	Public	YES	YES	NO
Bomi	Klay	Guie Town	10050	Public	YES	YES	NO
Bomi	Klay	Hill Town	10054	Public	YES	YES	NO
Bomi	Klay	Jawajeh	10012	Public	YES	YES	NO
Bomi	Klay	Julijuah	10053	Public	YES	YES	NO
Bomi	Klay	Karnga	10072	Public	YES	YES	NO
Bomi	Klay	Maherzoebandy	10055	Public	YES	YES	NO
Bomi	Klay	Mana Gbokai	10051	Public	YES	YES	NO
Bomi	Klay	Monnoh	10062	Public	YES	YES	NO
Bomi	Klay	Myuandee	10069	Public	YES	YES	NO
Bomi	Klay	Nyamah	10070	Public	YES	YES	NO
Bomi	Klay	Sasstown Elementary annd Jr. High School	10056	Public	YES	YES	YES
Bomi	Klay	Saymabu	10063	Public	YES	YES	NO
Bomi	Klay	St. Mugagga's Catholic School	10098	Religious/Mission	YES	YES	YES
Bomi	Klay	Todien	10057	Public	YES	YES	NO
Bomi	Klay	Vorkor	10074	Public	YES	YES	NO
Bomi	Klay	Zordee	10104	Public	YES	YES	NO
Bomi	Senjeh	Al-Rashad Islamic	10095	Community	YES	YES	YES
Bomi	Senjeh	Anderson-Weamah UMC	10079	Religious/Mission	YES	YES	YES
Bomi	Senjeh	Barmore	10049	Public	YES	YES	NO
Bomi	Senjeh	Beafinie	10041	Public	YES	YES	YES
Bomi	Senjeh	Beajah	10048	Public	YES	YES	NO
Bomi	Senjeh	Beh-Sao	10034	Public	YES	YES	YES
Bomi	Senjeh	Bola	10047	Public	YES	YES	NO
Bomi	Senjeh	Bomi	10031	Public	NO	NO	YES
Bomi	Senjeh	C.H. Dewey Central	10039	Public	NO	NO	YES
Bomi	Senjeh	Colemanhill Preparatory School	10084	Religious/Mission	YES	YES	NO
Bomi	Senjeh	Damah	10045	Public	YES	YES	NO
Bomi	Senjeh	Divine Day Care	10099	Private	YES	YES	NO
Bomi	Senjeh	Edword S. Wragiri children Foundation Day care	10091	Private	YES	YES	NO
Bomi	Senjeh	Eric Z. Zinnah Elementary School	10097	Private	YES	YES	NO
Bomi	Senjeh	Gayah Hill Public School	10089	Public	YES	YES	NO
Bomi	Senjeh	Gbah	10040	Public	YES	YES	YES
Bomi	Senjeh	Gbah Danglar Elementary	10077	Public	YES	YES	NO
Bomi	Senjeh	H.Q. Taylor	10042	Public	YES	YES	YES
Bomi	Senjeh	John L. Parvola	10043	Public	YES	YES	NO
Bomi	Senjeh	John/Beryl Stevens evabgelical foundation	10088	Religious/Mission	YES	YES	NO
Bomi	Senjeh	Kamada Town	10036	Public	YES	YES	NO
Bomi	Senjeh	Kartumu Y. Boakai	10044	Public	YES	YES	NO
Bomi	Senjeh	Maher	10046	Public	YES	YES	NO
Bomi	Senjeh	Married camp community	10083	Community	YES	YES	YES
Bomi	Senjeh	Moore Town	10038	Public	YES	YES	NO
Bomi	Senjeh	Moses Vencent Elem School	10086	Private	YES	YES	NO
Bomi	Senjeh	New camp Division 1&2	10082	Community	YES	YES	NO
Bomi	Senjeh	Rev. Alex D.Bai Primary	10094	Private	YES	YES	NO
Bomi	Senjeh	Rev. Willie H. Fayiah A. G. Mission School	10085	Religious/Mission	YES	YES	NO
Bomi	Senjeh	Sackie Town	10033	Public	YES	YES	NO



County	District	School Name	EMIS Code	Type	ECE	Primary	Secondary
Bomi	Senjeh	Samuel D. Hill	10032	Public	YES	YES	NO
Bomi	Senjeh	Sime Darby Central High	10092	Community	NO	YES	YES
Bomi	Senjeh	T K Town public School	10087	Public	YES	YES	NO
Bomi	Senjeh	Tomorrow People Foundation	10078	Private	YES	YES	NO
Bomi	Senjeh	United Pentecostal mission School	10081	Religious/Mission	YES	YES	YES
Bomi	Senjeh	Weakama	10035	Public	YES	YES	NO
Bomi	Senjeh	Zarmeyan town	10093	Public	YES	YES	NO
Bomi	Suehn Mecca	Ambulia Gbangba	10005	Public	YES	YES	NO
Bomi	Suehn Mecca	Bassa Camp	10009	Public	YES	YES	NO
Bomi	Suehn Mecca	Big Geweh	10007	Public	YES	YES	NO
Bomi	Suehn Mecca	Gbao	10020	Public	YES	YES	NO
Bomi	Suehn Mecca	Gebena	10015	Public	YES	YES	NO
Bomi	Suehn Mecca	Geowo	10021	Public	YES	YES	NO
Bomi	Suehn Mecca	John Lymas	10019	Public	YES	YES	NO
Bomi	Suehn Mecca	Levekai	10003	Public	YES	YES	NO
Bomi	Suehn Mecca	Mae Davis	10017	Public	YES	YES	NO
Bomi	Suehn Mecca	Mecca	10011	Public	YES	YES	NO
Bomi	Suehn Mecca	Memmeah Town	10096	Public	YES	YES	NO
Bomi	Suehn Mecca	Momo G. Bonnie	10004	Public	YES	YES	NO
Bomi	Suehn Mecca	Mulbah Town	10008	Public	YES	YES	NO
Bomi	Suehn Mecca	Richard B. Devine	10075	Public	YES	YES	NO
Bomi	Suehn Mecca	River Bank	10002	Public	YES	YES	NO
Bomi	Suehn Mecca	Simulu M. Dorley	10014	Public	YES	YES	NO
Bomi	Suehn Mecca	St Augustine Catholic School	10076	Private	YES	YES	NO
Bomi	Suehn Mecca	Suehn Village	10013	Public	YES	YES	NO
Bomi	Suehn Mecca	Suehn-Mecca High	10010	Public	NO	NO	YES
Bomi	Suehn Mecca	Sumo Town	10018	Public	YES	YES	NO
Bomi	Suehn Mecca	Teh	10006	Public	YES	YES	NO
Bomi	Suehn Mecca	V.K. Yeangbay	10001	Public	YES	YES	NO
Bomi	Suehn Mecca	Zuwah	10016	Public	YES	YES	NO
Bong	Fuamah	Boadua	20155	Public	YES	YES	NO
Bong	Fuamah	Borlornei	20159	Public	YES	YES	NO
Bong	Fuamah	Boto Barclay	20170	Public	YES	YES	NO
Bong	Fuamah	Christine T. Norman	20161	Public	YES	YES	NO
Bong	Fuamah	D. Elaine Harris Baptist School	20285	Religious/Mission	YES	YES	YES
Bong	Fuamah	David-Ta	20169	Public	YES	YES	NO
Bong	Fuamah	Dobli Island	20166	Public	NO	YES	YES
Bong	Fuamah	Doblic-Ta	20156	Public	YES	YES	NO
Bong	Fuamah	Ellen Johnson Sirleaf Children Academy	20292	Private	YES	YES	NO
Bong	Fuamah	Gbandi	20157	Public	YES	YES	NO
Bong	Fuamah	Gorlorwuma	20172	Public	YES	YES	NO
Bong	Fuamah	Kankalanta	20019	Public	YES	YES	YES
Bong	Fuamah	Kpingbah Town	20165	Public	YES	YES	NO
Bong	Fuamah	Lawana	20158	Public	YES	YES	NO
Bong	Fuamah	Linemah	20160	Public	YES	YES	NO
Bong	Fuamah	Mawah	20167	Public	YES	YES	NO
Bong	Fuamah	Nehporkolli Ta Public School	20290	Public	YES	YES	NO
Bong	Fuamah	Nuimu Public School	20309	Public	YES	YES	NO
Bong	Fuamah	Odessa Public School	20307	Public	YES	YES	NO
Bong	Fuamah	Pentecostal	20163	Public	YES	YES	NO
Bong	Fuamah	Popota	20168	Public	YES	YES	NO
Bong	Fuamah	St Paul Catholic School	20288	Private	YES	YES	YES
Bong	Fuamah	World Wide Mission	20308	Private	YES	YES	YES
Bong	Fuamah	Yarboyai	20164	Public	YES	YES	NO
Bong	Fuamah	Zulo Hill	20171	Public	YES	YES	NO
Bong	Gbarnga	A.B Francis SDA High School	20259	Religious/Mission	YES	YES	YES
Bong	Gbarnga	A.G Foundation (LAGF)	20267	Religious/Mission	YES	YES	YES
Bong	Gbarnga	Beeyeamah	20036	Public	YES	YES	NO
Bong	Gbarnga	Chief Compound	20211	Public	YES	YES	YES
Bong	Gbarnga	Christ Reliance Academy	20299	Religious/Mission	YES	YES	NO
Bong	Gbarnga	Christian Baptist Ele. Sch	20275	Private	YES	YES	NO
Bong	Gbarnga	Dolokelen Barror	20038	Public	YES	YES	NO
Bong	Gbarnga	Dolokelen Gboveh	20029	Public	NO	NO	YES
Bong	Gbarnga	Dorothy Cooper Elem/Jr. High	20024	Public	NO	YES	YES
Bong	Gbarnga	Dorothy Cooper KG/Primary	20039	Public	YES	YES	NO
Bong	Gbarnga	Feleta Community School	20295	Community	YES	YES	YES
Bong	Gbarnga	Flomo T Barrow	20027	Public	YES	YES	NO
Bong	Gbarnga	Free Pentecostal Mission	20273	Religious/Mission	YES	YES	NO
Bong	Gbarnga	G.Dungbo	20026	Public	NO	YES	NO
Bong	Gbarnga	Grace Baptist Elem .jr High	20293	Private	YES	YES	YES
Bong	Gbarnga	J.F.Clarke	20033	Public	YES	YES	NO
Bong	Gbarnga	Jawoe	20037	Public	NO	YES	YES
Bong	Gbarnga	Jemima S. Carter Memorial Inst.	20265	Private	YES	YES	NO
Bong	Gbarnga	Jinniepeleta	20025	Public	YES	YES	NO
Bong	Gbarnga	John F.Bakalu	20035	Public	NO	YES	YES
Bong	Gbarnga	Jorkpenmue	20034	Public	YES	YES	YES

County	District	School Name	EMIS Code	Type	ECE	Primary	Secondary
Bong	Gbarnga	Kerkulah G Larteh	20300	Public	YES	YES	NO
Bong	Gbarnga	Kpaiyah	20030	Public	YES	YES	NO
Bong	Gbarnga	Kpanyah Public	20282	Public	NO	YES	NO
Bong	Gbarnga	Liberty Baptist Christian School	20297	Religious/Mission	YES	YES	NO
Bong	Gbarnga	N V Massaquoi	20028	Public	YES	YES	YES
Bong	Gbarnga	Philadelphia Group Of School System	20277	Private	YES	YES	NO
Bong	Gbarnga	Redeemed School	20262	Community	YES	YES	YES
Bong	Gbarnga	S. Kpoto Baysah Elementary	20303	Private	YES	YES	NO
Bong	Gbarnga	School of Wisdom	20301	Private	YES	YES	NO
Bong	Gbarnga	Sis. Ruth Memorial Elem	20280	Community	YES	YES	NO
Bong	Gbarnga	St. Mark Lutheran High	20305	Religious/Mission	YES	YES	YES
Bong	Gbarnga	St. Matthew Academy	20269	Private	YES	YES	NO
Bong	Kokoya	Barsee Kpangbai Public	20219	Public	YES	YES	NO
Bong	Kokoya	Baryata	20093	Public	YES	YES	NO
Bong	Kokoya	Beletanla	20082	Public	YES	YES	NO
Bong	Kokoya	Boinwein Progressive	20109	Public	YES	YES	NO
Bong	Kokoya	Cammue Donkpoh	20100	Public	YES	YES	NO
Bong	Kokoya	Dean Town Public School	20257	Public	YES	YES	NO
Bong	Kokoya	Dolo Town Public School	20251	Public	YES	YES	NO
Bong	Kokoya	Dolo-bai	20108	Public	YES	YES	YES
Bong	Kokoya	Dolomialehn	20085	Public	YES	YES	NO
Bong	Kokoya	Dr. Joseph G. Morris	20083	Public	YES	YES	NO
Bong	Kokoya	Faeyawoi	20103	Public	YES	YES	YES
Bong	Kokoya	Gbanyankollie Wolomeyan Elem. Pub. Sch.	20229	Public	YES	YES	NO
Bong	Kokoya	Gbarta	20105	Public	YES	YES	NO
Bong	Kokoya	Gbenequelleh	20097	Public	YES	YES	YES
Bong	Kokoya	Gbeyanyea	20086	Public	YES	YES	NO
Bong	Kokoya	Guenyanta Public School	20254	Public	YES	YES	NO
Bong	Kokoya	Kilikpahn	20098	Public	YES	YES	NO
Bong	Kokoya	Kili-Tour- Maa	20080	Public	YES	YES	YES
Bong	Kokoya	Kokoyah	20078	Public	YES	YES	NO
Bong	Kokoya	Kolleh Wrolupue	20247	Public	YES	YES	NO
Bong	Kokoya	Komata Public School	20223	Public	YES	YES	NO
Bong	Kokoya	Kpolokpalai	20088	Public	YES	YES	NO
Bong	Kokoya	Kpontolon	20096	Public	YES	YES	NO
Bong	Kokoya	Manakpoloi	20104	Public	YES	YES	NO
Bong	Kokoya	New-Town	20102	Public	YES	YES	NO
Bong	Kokoya	Quayarkulah Public School	20238	Public	YES	YES	NO
Bong	Kokoya	Queh Garyeazon	20077	Public	YES	YES	NO
Bong	Kokoya	Quoikapor	20099	Public	YES	YES	NO
Bong	Kokoya	Samuel Sie Collins	20101	Public	YES	YES	YES
Bong	Kokoya	Sayewheh	20089	Public	YES	YES	NO
Bong	Kokoya	Sheamsue	20091	Public	YES	YES	NO
Bong	Kokoya	Tamayta Public School	20231	Public	YES	YES	NO
Bong	Kokoya	Tukpahblee	20106	Public	YES	YES	NO
Bong	Kokoya	U- Lah	20087	Public	YES	YES	YES
Bong	Kokoya	Weleta	20095	Public	YES	YES	NO
Bong	Kokoya	Wesseh Gardea	20092	Public	YES	YES	YES
Bong	Kokoya	Wulapor Wula Public School	20243	Public	YES	YES	NO
Bong	Kokoya	Yolo	20084	Public	YES	YES	NO
Bong	Panta-Kpaai	Bayien-Koe	20182	Public	NO	YES	NO
Bong	Panta-Kpaai	Belleganla	20206	Public	YES	YES	NO
Bong	Panta-Kpaai	Charlie K. Too	20201	Public	NO	YES	YES
Bong	Panta-Kpaai	Christine T. Norman	20194	Public	YES	YES	YES
Bong	Panta-Kpaai	Corporal G.Woah	20177	Public	NO	YES	YES
Bong	Panta-Kpaai	David F. Bee	20195	Public	YES	YES	NO
Bong	Panta-Kpaai	Dolobia Nyanor	20209	Public	NO	YES	NO
Bong	Panta-Kpaai	Dolokelen Paye	20188	Public	NO	YES	YES
Bong	Panta-Kpaai	Duanah	20210	Public	YES	YES	NO
Bong	Panta-Kpaai	Fantee	20199	Public	YES	YES	NO
Bong	Panta-Kpaai	Garmu	20187	Public	YES	YES	YES
Bong	Panta-Kpaai	Gaytayah	20185	Public	NO	YES	NO
Bong	Panta-Kpaai	Gbaowuta	20181	Public	NO	YES	NO
Bong	Panta-Kpaai	Gonkorjuah	20196	Public	NO	YES	NO
Bong	Panta-Kpaai	Gormah Memorial	20175	Public	NO	YES	NO
Bong	Panta-Kpaai	Gowhua	20205	Public	YES	YES	NO
Bong	Panta-Kpaai	Gwainyea	20176	Public	NO	YES	NO
Bong	Panta-Kpaai	James Samuel Milton	20202	Public	YES	YES	YES
Bong	Panta-Kpaai	Jarmue	20032	Public	YES	YES	NO
Bong	Panta-Kpaai	John T. Cooper	20208	Public	NO	YES	NO
Bong	Panta-Kpaai	K.G.S. Kapu	20203	Public	NO	YES	NO
Bong	Panta-Kpaai	Kenniah	20183	Public	NO	YES	NO
Bong	Panta-Kpaai	Kerkulah Beyan	20191	Community	NO	YES	NO
Bong	Panta-Kpaai	Kowai	20180	Public	NO	YES	NO
Bong	Panta-Kpaai	Nyakoi Bee	20186	Public	YES	YES	YES
Bong	Panta-Kpaai	Nyan Tarkulah	20178	Public	YES	YES	NO

County	District	School Name	EMIS Code	Type	ECE	Primary	Secondary
Bong	Panta-Kpaai	Nyofarkollie	20193	Public	YES	YES	YES
Bong	Panta-Kpaai	Quayee	20179	Public	YES	YES	NO
Bong	Panta-Kpaai	Quoipa	20174	Public	YES	YES	NO
Bong	Panta-Kpaai	Samuel B. Cooper	20192	Public	YES	YES	YES
Bong	Panta-Kpaai	Shankpowai	20173	Public	YES	YES	NO
Bong	Panta-Kpaai	Tassah	20200	Public	YES	YES	NO
Bong	Panta-Kpaai	Tokpah J. Mulbah	20207	Public	NO	YES	NO
Bong	Panta-Kpaai	Tomato Camp	20189	Public	NO	YES	NO
Bong	Panta-Kpaai	Victoria Tolbert Yancy	20197	Public	YES	YES	YES
Bong	Panta-Kpaai	Yila	20190	Public	YES	YES	NO
Bong	Panta-Kpaai	Youth Mission	20184	Public	YES	YES	YES
Bong	Panta-Kpaai	Zorwuah	20198	Public	YES	YES	NO
Bong	Salala	Benkorma Public School	20261	Public	YES	YES	NO
Bong	Salala	Botoe Barclay	20015	Public	YES	YES	NO
Bong	Salala	Christian Foundation Public	20256	Public	YES	YES	NO
Bong	Salala	Cindy Marshall Wesleyan Community School	20245	Community	YES	YES	NO
Bong	Salala	E J Yancy	20004	Public	YES	YES	YES
Bong	Salala	Eunice Tubman	20007	Public	YES	YES	YES
Bong	Salala	Frelelah	20012	Public	YES	YES	YES
Bong	Salala	Galimah Baysah	20008	Public	YES	YES	NO
Bong	Salala	Gbeyata	20011	Public	YES	YES	NO
Bong	Salala	Gormalon P. Walker Public	20020	Public	YES	YES	YES
Bong	Salala	Hope of Glory School	20252	Religious/Mission	YES	YES	NO
Bong	Salala	Japan-Ta	20022	Public	YES	YES	NO
Bong	Salala	Johnson Baysah	20009	Public	YES	YES	NO
Bong	Salala	Kellenta Public School	20218	Public	YES	YES	NO
Bong	Salala	Kolleh Gwee	20021	Public	YES	YES	NO
Bong	Salala	Kpakolokoyata	20003	Public	YES	YES	YES
Bong	Salala	Kpatolee Old Folks	20016	Public	YES	YES	NO
Bong	Salala	Lelei	20017	Public	YES	YES	NO
Bong	Salala	Martha Tubman	20005	Public	YES	YES	YES
Bong	Salala	Moipata Public School	20213	Public	YES	YES	NO
Bong	Salala	Mother Celestine Brooze	20274	Community	YES	YES	NO
Bong	Salala	Neneborlumue	20006	Public	YES	YES	NO
Bong	Salala	New Macedonia Community	20272	Private	YES	YES	YES
Bong	Salala	New Totota	20001	Public	YES	YES	NO
Bong	Salala	Polan Gbomah	20013	Public	YES	YES	NO
Bong	Salala	Quelimin Toto	20023	Public	YES	YES	YES
Bong	Salala	Safe Home Christian	20253	Religious/Mission	YES	YES	YES
Bong	Salala	Salala Lutheran Parish School	20278	Private	YES	YES	YES
Bong	Salala	Salvation Christian Community	20226	Community	YES	YES	NO
Bong	Salala	Sandary Public School	20214	Public	YES	YES	YES
Bong	Salala	Saysayla	20018	Public	YES	YES	NO
Bong	Salala	St. Louis Catholic Elementary and Junior School	20224	Religious/Mission	YES	YES	YES
Bong	Salala	Tokpiapolu	20014	Public	YES	YES	NO
Bong	Salala	Totota Lutheran Parish High School	20258	Religious/Mission	YES	YES	YES
Bong	Salala	Upper Room Christian Academy	20236	Private	YES	YES	YES
Bong	Salala	Veleyan	20010	Public	YES	YES	NO
Bong	Salala	Wocdal	20002	Public	YES	YES	NO
Bong	Salala	Wolapolu Public School	20234	Public	YES	YES	NO
Bong	Sanoyea	Beletanda	20146	Public	NO	YES	NO
Bong	Sanoyea	Bellemue	20134	Public	YES	YES	NO
Bong	Sanoyea	Bopata	20115	Public	YES	YES	NO
Bong	Sanoyea	Boyea	20131	Public	YES	YES	NO
Bong	Sanoyea	Boyeramah Public school	20270	Public	YES	YES	NO
Bong	Sanoyea	Carie Lutheran School	20279	Religious/Mission	YES	YES	NO
Bong	Sanoyea	Cornormiah-Ta Public school	20263	Public	YES	YES	NO
Bong	Sanoyea	Dankpansue	20150	Public	YES	YES	NO
Bong	Sanoyea	Darnenamah	20133	Public	YES	YES	NO
Bong	Sanoyea	Gahn	20147	Public	YES	YES	NO
Bong	Sanoyea	Galawulu	20128	Public	NO	YES	NO
Bong	Sanoyea	Gbanbay Giddings	20112	Public	YES	YES	NO
Bong	Sanoyea	Gbarga Nylenta	20141	Public	YES	YES	NO
Bong	Sanoyea	Gbinsy-Ta	20151	Public	YES	YES	NO
Bong	Sanoyea	Gbogbota	20149	Public	YES	YES	NO
Bong	Sanoyea	Gbonokalai	20114	Public	YES	YES	NO
Bong	Sanoyea	Gbono-Ta	20145	Public	YES	YES	YES
Bong	Sanoyea	Genekayea	20111	Public	YES	YES	NO
Bong	Sanoyea	Goufetuah	20116	Public	YES	YES	NO
Bong	Sanoyea	Jarkpa-Ta	20123	Public	YES	YES	NO
Bong	Sanoyea	Jenkpa-Ta	20137	Public	YES	YES	NO
Bong	Sanoyea	Kamarata	20139	Public	YES	YES	NO
Bong	Sanoyea	Kelebei	20135	Public	YES	YES	NO
Bong	Sanoyea	Laryea	20153	Public	YES	YES	NO
Bong	Sanoyea	Liyeanta	20143	Public	YES	YES	NO

County	District	School Name	EMIS Code	Type	ECE	Primary	Secondary
Bong	Sanoyea	Maffeleh Sumo	20140	Public	YES	YES	NO
Bong	Sanoyea	Mbarkpon-Ta	20144	Public	NO	YES	NO
Bong	Sanoyea	Napuyeamah	20136	Public	YES	YES	NO
Bong	Sanoyea	Nyain	20154	Public	YES	YES	NO
Bong	Sanoyea	Nyallai	20138	Public	YES	YES	NO
Bong	Sanoyea	Peter-Ta	20126	Public	YES	YES	NO
Bong	Sanoyea	Piafiagbelleh Public School	20268	Public	YES	YES	NO
Bong	Sanoyea	Piata	20120	Public	YES	YES	NO
Bong	Sanoyea	Sanoyea	20132	Public	YES	YES	YES
Bong	Sanoyea	Stephen-Ta	20152	Public	YES	YES	NO
Bong	Sanoyea	Sumo Gbamokollie	20121	Public	YES	YES	NO
Bong	Sanoyea	Tanasu pub.School	20287	Public	YES	YES	NO
Bong	Sanoyea	Tollon Klahn	20113	Public	YES	YES	NO
Bong	Sanoyea	Vasselee Felemei	20122	Public	YES	YES	NO
Bong	Sanoyea	Volomeni	20129	Public	YES	YES	NO
Bong	Sanoyea	Waymue	20130	Public	YES	YES	NO
Bong	Sanoyea	Wenkai	20142	Public	YES	YES	NO
Bong	Sanoyea	Wennie-Ta	20148	Public	YES	YES	NO
Bong	Sanoyea	Worlorsue	20127	Public	YES	YES	NO
Bong	Sanoyea	Woumai	20124	Public	YES	YES	NO
Bong	Sanoyea	Yarwelee	20212	Public	YES	YES	NO
Bong	Sanoyea	Yea Komue	20125	Public	YES	YES	NO
Bong	Suakoko	Balama	20056	Public	YES	YES	YES
Bong	Suakoko	Bethany Lutheran	20296	Private	YES	YES	YES
Bong	Suakoko	David Fejue	20057	Public	YES	YES	YES
Bong	Suakoko	Donfah	20054	Public	YES	YES	NO
Bong	Suakoko	Dormeyan Nutah	20298	Public	YES	YES	NO
Bong	Suakoko	Faith Community AG	20240	Religious/Mission	YES	YES	YES
Bong	Suakoko	Flomo Garlawulu	20058	Public	YES	YES	NO
Bong	Suakoko	G. Tolokpalah Public	20216	Public	YES	YES	YES
Bong	Suakoko	G.W. Gibson	20046	Public	YES	YES	YES
Bong	Suakoko	Galai	20048	Public	YES	YES	NO
Bong	Suakoko	Garyea Public	20264	Public	YES	YES	NO
Bong	Suakoko	Gbelemah	20052	Public	YES	YES	YES
Bong	Suakoko	Gbornokalansue	20053	Public	YES	YES	NO
Bong	Suakoko	Gokai	20049	Public	YES	YES	NO
Bong	Suakoko	Good News Christain	20249	Private	YES	YES	NO
Bong	Suakoko	Gwetamue Public	20284	Public	YES	YES	NO
Bong	Suakoko	Jal Robert Memorial Academy	20294	Private	YES	YES	YES
Bong	Suakoko	James R. Stewart	20044	Public	YES	YES	NO
Bong	Suakoko	John P Mitchell	20302	Public	YES	YES	YES
Bong	Suakoko	Kandakai	20043	Public	YES	YES	NO
Bong	Suakoko	Kokormah	20050	Public	YES	YES	NO
Bong	Suakoko	Kporyorquelleh Public	20260	Public	YES	YES	NO
Bong	Suakoko	Mamadi	20047	Public	YES	YES	NO
Bong	Suakoko	Margaret Kennedy	20255	Public	YES	YES	YES
Bong	Suakoko	Moraco Children Villege Primary	20306	Private	YES	YES	NO
Bong	Suakoko	Musu N Valentine Mission	20276	Private	YES	YES	NO
Bong	Suakoko	Nyaila	20051	Public	YES	YES	NO
Bong	Suakoko	Pengia	20042	Public	YES	YES	NO
Bong	Suakoko	Raymond Town	20271	Public	YES	YES	NO
Bong	Suakoko	Salvation Community	20310	Private	YES	YES	NO
Bong	Suakoko	Suakoko Central	20041	Public	NO	YES	YES
Bong	Suakoko	T T Harris Community	20291	Private	YES	YES	YES
Bong	Suakoko	Tailortown United Methodist	20215	Private	YES	YES	NO
Bong	Suakoko	W.V.S. Tubman	20055	Public	YES	YES	YES
Bong	Suakoko	Yaindawoun	20304	Public	YES	YES	NO
Bong	Suakoko	Yarwarlee Public	20266	Public	YES	YES	NO
Bong	Suakoko	Yowah Manah Public	20281	Public	YES	YES	NO
Bong	Zota	A. G. Community	20230	Community	YES	YES	NO
Bong	Zota	Belefanai community	20241	Community	YES	YES	NO
Bong	Zota	Christadelphain Community	20237	Public	YES	YES	NO
Bong	Zota	Daibolo Togbah Woah-tee	20061	Public	YES	YES	NO
Bong	Zota	Dennise Walsh	20248	Public	YES	YES	NO
Bong	Zota	Gbankonai	20067	Public	YES	YES	NO
Bong	Zota	Gbelekpalai	20063	Public	YES	YES	NO
Bong	Zota	Gbokew Kollie	20225	Public	YES	YES	YES
Bong	Zota	Geita	20065	Public	YES	YES	NO
Bong	Zota	Gorpu Dolo Boi	20117	Public	YES	YES	YES
Bong	Zota	Gweyea Community	20217	Community	YES	YES	NO
Bong	Zota	James M. Togbah-Ta	20233	Public	YES	YES	NO
Bong	Zota	Jarkai Community	20244	Community	YES	YES	NO
Bong	Zota	Josiah K. Paye	20075	Public	YES	YES	NO
Bong	Zota	K. Daibolo	20242	Public	YES	YES	YES
Bong	Zota	Kalawayquelleh Community	20222	Community	YES	YES	NO
Bong	Zota	Kollieta	20071	Public	YES	YES	NO
Bong	Zota	Kpai	20062	Public	YES	YES	NO
Bong	Zota	Kpoloyah	20069	Public	YES	YES	NO

County	District	School Name	EMIS Code	Type	ECE	Primary	Secondary
Bong	Zota	Mbeleguah	20118	Public	YES	YES	NO
Bong	Zota	Paletanai Community	20235	Community	YES	YES	NO
Bong	Zota	Payeta	20250	Public	YES	YES	NO
Bong	Zota	Togbah Kolliabor	20066	Public	YES	YES	NO
Bong	Zota	W. R. Tolbert	20070	Public	YES	YES	YES
Bong	Zota	Wanakpai	20076	Public	YES	YES	NO
Bong	Zota	Warta Charity	20239	Public	YES	YES	NO
Bong	Zota	William T. Womba	20220	Public	YES	YES	NO
Bong	Zota	Yowee	20074	Public	YES	YES	YES
Gbarpolu	Belle	Belle Baloma	30026	Public	YES	YES	YES
Gbarpolu	Belle	Belle Public	30107	Public	YES	YES	YES
Gbarpolu	Belle	Bonah memorial	30041	Public	YES	YES	NO
Gbarpolu	Belle	Bowier Memorial	30069	Public	YES	YES	NO
Gbarpolu	Belle	Dorbor Memorial Public	30045	Public	YES	YES	NO
Gbarpolu	Belle	Fassama	30046	Public	YES	YES	YES
Gbarpolu	Belle	Fassama Mission	30110	Religious/Mission	YES	YES	YES
Gbarpolu	Belle	Gbeyankai	30070	Public	YES	YES	NO
Gbarpolu	Belle	guworma	30039	Public	YES	YES	NO
Gbarpolu	Belle	Kalata Central	30049	Public	YES	YES	YES
Gbarpolu	Belle	Kondesu	30044	Public	YES	YES	NO
Gbarpolu	Belle	Kpawolozu	30040	Public	YES	YES	NO
Gbarpolu	Belle	Monvordor	30043	Public	YES	YES	NO
Gbarpolu	Bokomu	Bellekpalamu Public	30071	Public	YES	YES	NO
Gbarpolu	Bokomu	Billay	30028	Public	YES	YES	NO
Gbarpolu	Bokomu	Forkpota	30001	Public	YES	YES	NO
Gbarpolu	Bokomu	Gborketa	30055	Public	YES	YES	YES
Gbarpolu	Bokomu	Gungbeta	40203	Public	YES	YES	NO
Gbarpolu	Bokomu	Morlawelleh	30018	Public	YES	YES	YES
Gbarpolu	Bokomu	Nyeamah Public	30123	Public	YES	YES	NO
Gbarpolu	Bokomu	Salayai	30029	Public	YES	YES	NO
Gbarpolu	Bokomu	Tonquah	30052	Public	YES	YES	NO
Gbarpolu	Bokomu	Zalakai	30054	Public	YES	YES	NO
Gbarpolu	Bopulu	Boimah Zinnah public school	30090	Public	YES	YES	NO
Gbarpolu	Bopulu	Bombomma	30036	Public	YES	YES	NO
Gbarpolu	Bopulu	Bopolo Central Elem School	30091	Public	YES	YES	NO
Gbarpolu	Bopulu	Bopulu Bible Mission School	30115	Religious/Mission	YES	YES	NO
Gbarpolu	Bopulu	Compound-Su Public School	30035	Public	YES	YES	NO
Gbarpolu	Bopulu	Edward A Jimissah Public School	30112	Public	YES	YES	NO
Gbarpolu	Bopulu	Farwhenta Public School	30100	Public	YES	YES	NO
Gbarpolu	Bopulu	Gainkpai	30088	Public	YES	YES	NO
Gbarpolu	Bopulu	Gaynimiah	30033	Public	YES	YES	NO
Gbarpolu	Bopulu	Gbarquito Public school	30120	Public	YES	YES	NO
Gbarpolu	Bopulu	Gbugbaye Public School	30097	Public	YES	YES	NO
Gbarpolu	Bopulu	Guyanta	30032	Public	YES	YES	NO
Gbarpolu	Bopulu	Henry Town Public School	30118	Public	YES	YES	NO
Gbarpolu	Bopulu	Ismailah English/Arabic School	30117	Community	NO	YES	NO
Gbarpolu	Bopulu	Lott Carey Baptist Mission school	30106	Religious/Mission	YES	YES	YES
Gbarpolu	Bopulu	Lowoma Public School	30111	Public	YES	YES	NO
Gbarpolu	Bopulu	Manouella Public School	30125	Public	YES	YES	NO
Gbarpolu	Bopulu	Med-Farsue Public School	30119	Public	YES	YES	NO
Gbarpolu	Bopulu	Momo T Kamara	30038	Public	YES	YES	NO
Gbarpolu	Bopulu	Mulbah and Jallah School	30122	Public	YES	YES	NO
Gbarpolu	Bopulu	Mulbah Town Pub.	30116	Public	YES	YES	NO
Gbarpolu	Bopulu	Nyaforta Public School	30104	Public	YES	YES	NO
Gbarpolu	Bopulu	Selmen Ballah public	30108	Public	YES	YES	NO
Gbarpolu	Bopulu	Small Bong Mines Public School	30114	Public	YES	YES	NO
Gbarpolu	Bopulu	St.Monica Catholic school	30093	Religious/Mission	YES	YES	YES
Gbarpolu	Bopulu	Tawalata public school	30113	Public	NO	YES	NO
Gbarpolu	Bopulu	Varmah	30037	Public	YES	YES	NO
Gbarpolu	Bopulu	Wolaila Public school	30095	Public	YES	YES	NO
Gbarpolu	Gbarma	Ballah/Bassa	30059	Public	YES	YES	NO
Gbarpolu	Gbarma	Beatoe	30025	Public	YES	YES	NO
Gbarpolu	Gbarma	Beh-yomo	30048	Public	YES	YES	NO
Gbarpolu	Gbarma	deweh	30011	Public	YES	YES	NO
Gbarpolu	Gbarma	Gbalasuah Elem	30002	Public	YES	YES	NO
Gbarpolu	Gbarma	Gbarma Central	30051	Public	NO	NO	YES
Gbarpolu	Gbarma	Gbarmu Center	30004	Public	YES	YES	NO
Gbarpolu	Gbarma	Hilton and Duodee	30024	Public	NO	YES	YES
Gbarpolu	Gbarma	Jorjormah	30050	Public	YES	YES	NO
Gbarpolu	Gbarma	Karnley	30016	Public	YES	YES	NO
Gbarpolu	Gbarma	KK gonah	30058	Public	YES	YES	YES
Gbarpolu	Gbarma	Maboi	30008	Public	YES	YES	NO
Gbarpolu	Gbarma	Mecca Primary	30103	Community	YES	YES	NO
Gbarpolu	Gbarma	Njaboi	30021	Public	YES	YES	NO
Gbarpolu	Gbarma	Parkar Town	30003	Public	YES	YES	NO
Gbarpolu	Gbarma	Sirleaf Town	30099	Public	YES	YES	NO
Gbarpolu	Gbarma	Smith	30012	Public	YES	YES	NO
Gbarpolu	Gbarma	Tarkpoima	30105	Public	YES	YES	YES

County	District	School Name	EMIS Code	Type	ECE	Primary	Secondary
Gbarpolu	Gbarma	Tin-dowah	30057	Public	YES	YES	NO
Gbarpolu	Gbarma	Waritay	30007	Public	YES	YES	YES
Gbarpolu	Gbarma	Wealiquah	30087	Public	YES	YES	NO
Gbarpolu	Gbarma	Weamawuo	30020	Public	YES	YES	YES
Gbarpolu	Gbarma	Zuo	30017	Public	YES	YES	NO
Gbarpolu	Guo Nwala	Dorkorta Public School	30080	Public	YES	YES	NO
Gbarpolu	Guo Nwala	Fandolu	30061	Public	YES	YES	NO
Gbarpolu	Guo Nwala	Gbanpolu Public School	30082	Public	YES	YES	NO
Gbarpolu	Guo Nwala	Gbetelemu	30006	Public	NO	YES	NO
Gbarpolu	Guo Nwala	Gbolukai	30060	Public	YES	YES	NO
Gbarpolu	Guo Nwala	Gelekpasu Public	30078	Public	YES	YES	NO
Gbarpolu	Guo Nwala	Geleyansiasu	30010	Public	YES	YES	NO
Gbarpolu	Guo Nwala	Gomu	30062	Public	YES	YES	NO
Gbarpolu	Guo Nwala	Kelleh Public School	30085	Public	YES	YES	NO
Gbarpolu	Guo Nwala	Kologbadi	30064	Public	YES	YES	YES
Gbarpolu	Guo Nwala	Korniyepolu	30068	Public	YES	YES	NO
Gbarpolu	Guo Nwala	Kpanta	30066	Public	YES	YES	NO
Gbarpolu	Guo Nwala	Kpayeakwele	30023	Public	YES	YES	NO
Gbarpolu	Guo Nwala	Nyailowai	30022	Public	YES	YES	NO
Gbarpolu	Guo Nwala	Palakwele	30056	Public	NO	YES	YES
Gbarpolu	Guo Nwala	Taingay Ta Public	30076	Public	YES	YES	NO
Gbarpolu	Guo Nwala	Vanla	30063	Public	YES	YES	NO
Gbarpolu	Guo Nwala	Zeayea	30067	Public	NO	YES	NO
Gbarpolu	Kongba	Beaden Public School	30094	Public	YES	YES	NO
Gbarpolu	Kongba	Bethuo Public School	30102	Public	YES	YES	NO
Gbarpolu	Kongba	Camp Alpha Community	30089	Community	YES	YES	NO
Gbarpolu	Kongba	Domamana Public School	30096	Public	YES	YES	NO
Gbarpolu	Kongba	Jarwajeh Barwer	30014	Public	YES	YES	NO
Gbarpolu	Kongba	Jawajeh Dekpeh Community	30084	Community	YES	YES	NO
Gbarpolu	Kongba	Joseph Varney McGill Public Sch	30077	Public	YES	YES	YES
Gbarpolu	Kongba	Kumbor Public School	30086	Public	YES	YES	YES
Gbarpolu	Kongba	Mbarma Public Schol	30079	Public	YES	YES	NO
Gbarpolu	Kongba	Normon	30019	Public	YES	YES	NO
Gbarpolu	Kongba	Tima	30015	Public	YES	YES	NO
Gbarpolu	Kongba	Tima Public School	30092	Public	YES	YES	NO
Gbarpolu	Kongba	Ulc Public School	30081	Public	YES	YES	NO
Gbarpolu	Kongba	Wango Public School	30098	Public	YES	YES	NO
Gbarpolu	Kongba	Yonton B.Kesselley	30013	Public	YES	YES	NO
Grand Bassa	District No.1	Barclayville	40077	Public	YES	YES	NO
Grand Bassa	District No.1	Betto Town Public School	40120	Public	YES	YES	NO
Grand Bassa	District No.1	Bioque	40076	Public	YES	YES	YES
Grand Bassa	District No.1	Camp Mechun	40081	Public	YES	YES	NO
Grand Bassa	District No.1	Chippy Memorial Elem.	40111	Public	YES	YES	NO
Grand Bassa	District No.1	Dorweh Town Public School	40097	Public	YES	YES	NO
Grand Bassa	District No.1	Faith Community School	40100	Community	YES	YES	NO
Grand Bassa	District No.1	Lango	40078	Public	YES	YES	NO
Grand Bassa	District No.1	Little Bassa	40073	Public	YES	YES	NO
Grand Bassa	District No.1	Lloydsville	40082	Public	YES	YES	YES
Grand Bassa	District No.1	New Series	40080	Public	YES	YES	NO
Grand Bassa	District No.1	Nor- You	40079	Public	YES	YES	NO
Grand Bassa	District No.1	Owengrove	40074	Public	NO	YES	YES
Grand Bassa	District No.1	Saturday Town Community	40096	Community	YES	YES	NO
Grand Bassa	District No.1	Self Help Community	40108	Community	YES	YES	NO
Grand Bassa	District No.1	Totota Public School	40199	Public	NO	YES	NO
Grand Bassa	District No.1	Vahn	40071	Public	YES	YES	NO
Grand Bassa	District No.1	Zoe Town	40072	Public	YES	YES	NO
Grand Bassa	District No.2	Benjamin Clarke	40131	Public	YES	YES	NO
Grand Bassa	District No.2	Bexley	40001	Public	YES	YES	NO
Grand Bassa	District No.2	Bia	40006	Public	YES	YES	NO
Grand Bassa	District No.2	BurWein	40011	Public	YES	YES	NO
Grand Bassa	District No.2	Christian Fellowship Institute	40099	Religious/Mission	YES	YES	NO
Grand Bassa	District No.2	D. Roosevelt Karngar	40013	Public	YES	YES	NO
Grand Bassa	District No.2	Dyu-jay Gbarpue Public School	40204	Public	YES	YES	NO
Grand Bassa	District No.2	E. R. Tubman	40015	Public	YES	YES	NO
Grand Bassa	District No.2	Garneo Town	40127	Public	YES	YES	NO
Grand Bassa	District No.2	Gborqar	40045	Public	YES	YES	NO
Grand Bassa	District No.2	Gehnblee	40070	Public	YES	YES	NO
Grand Bassa	District No.2	Geor Public School	40103	Public	YES	YES	NO
Grand Bassa	District No.2	Glakon	40009	Public	YES	YES	NO
Grand Bassa	District No.2	Gohn Town	40145	Public	YES	YES	NO
Grand Bassa	District No.2	Government Morning	40019	Public	NO	YES	NO
Grand Bassa	District No.2	Gueh Zuah	40151	Public	YES	YES	NO
Grand Bassa	District No.2	Harrisville	40008	Public	YES	YES	YES
Grand Bassa	District No.2	Joesapadai	40007	Public	YES	YES	NO
Grand Bassa	District No.2	Kabainu	40018	Public	YES	YES	YES
Grand Bassa	District No.2	Kpahyoah	40010	Public	YES	YES	NO
Grand Bassa	District No.2	Kutuahn	40069	Public	YES	YES	NO
Grand Bassa	District No.2	Kuwon Town	40119	Public	YES	YES	NO

County	District	School Name	EMIS Code	Type	ECE	Primary	Secondary
Grand Bassa	District No.2	Major Fazie	40005	Public	YES	YES	NO
Grand Bassa	District No.2	Marblee	40002	Public	YES	YES	YES
Grand Bassa	District No.2	Marloi	40125	Public	YES	YES	NO
Grand Bassa	District No.2	Mensah Camp	40135	Public	YES	YES	NO
Grand Bassa	District No.2	Sekou Town	40112	Public	YES	YES	NO
Grand Bassa	District No.2	Senyah	40142	Public	YES	YES	NO
Grand Bassa	District No.2	Somah Town	40107	Public	YES	YES	NO
Grand Bassa	District No.2	St. John River	40014	Public	NO	YES	YES
Grand Bassa	District No.2	Tepenneh	40012	Public	YES	YES	NO
Grand Bassa	District No.2	Zorgaye Memorial	40116	Public	YES	YES	NO
Grand Bassa	District No.2	Zwahn	40003	Public	YES	YES	NO
Grand Bassa	District No.3	A.M Community	40039	Public	YES	YES	NO
Grand Bassa	District No.3	Barsee Giah	40024	Public	YES	YES	NO
Grand Bassa	District No.3	Blessed Allamona	40122	Private	YES	YES	NO
Grand Bassa	District No.3	Boe Juah	40043	Public	NO	YES	NO
Grand Bassa	District No.3	Boeglay	40143	Public	NO	YES	NO
Grand Bassa	District No.3	Ceedyah	40041	Public	YES	YES	NO
Grand Bassa	District No.3	Daniel Town Public	40184	Public	NO	YES	NO
Grand Bassa	District No.3	Desoe	40040	Public	NO	YES	NO
Grand Bassa	District No.3	Dew Elem School	40105	Community	YES	YES	NO
Grand Bassa	District No.3	Diakon	40038	Public	YES	YES	NO
Grand Bassa	District No.3	Feetuah	40022	Public	YES	YES	NO
Grand Bassa	District No.3	Frank Diggs Elementary	40154	Public	NO	YES	NO
Grand Bassa	District No.3	Garjay	40021	Public	NO	YES	NO
Grand Bassa	District No.3	Gbadyukpee Public School	40124	Public	YES	YES	NO
Grand Bassa	District No.3	Gbarsele Memorial	40065	Public	YES	YES	NO
Grand Bassa	District No.3	Gbarwein	40042	Public	YES	YES	NO
Grand Bassa	District No.3	Gbaryah	40201	Public	NO	YES	NO
Grand Bassa	District No.3	Gbornee	40185	Public	NO	YES	NO
Grand Bassa	District No.3	Gleozohn	40027	Public	YES	YES	NO
Grand Bassa	District No.3	Golden Gate Academy	40141	Private	YES	YES	NO
Grand Bassa	District No.3	Gorblee Central	40025	Public	NO	NO	YES
Grand Bassa	District No.3	Gorblee Elem	40134	Public	YES	YES	NO
Grand Bassa	District No.3	Gueblee	40044	Public	NO	YES	NO
Grand Bassa	District No.3	Jeremiah B. Gardee	40020	Public	YES	YES	NO
Grand Bassa	District No.3	Julia Duncan Cassell	40068	Public	YES	YES	NO
Grand Bassa	District No.3	Kakagbah	40032	Public	NO	YES	NO
Grand Bassa	District No.3	Klehn	40033	Public	YES	YES	NO
Grand Bassa	District No.3	Koya	40036	Public	NO	YES	NO
Grand Bassa	District No.3	Kpokon	40150	Public	NO	YES	NO
Grand Bassa	District No.3	Lower Tubmanville	40023	Public	NO	YES	NO
Grand Bassa	District No.3	Mazohn	40198	Public	NO	YES	NO
Grand Bassa	District No.3	Meaway	40037	Public	YES	YES	NO
Grand Bassa	District No.3	Nain Camp Elem	40130	Private	YES	YES	NO
Grand Bassa	District No.3	Nazohn	40066	Public	NO	YES	NO
Grand Bassa	District No.3	Nyannah Mem Public	40144	Public	NO	YES	NO
Grand Bassa	District No.3	Nyuwein	40140	Public	NO	YES	NO
Grand Bassa	District No.3	Palmburg SDA	40153	Community	NO	YES	NO
Grand Bassa	District No.3	Rally Road Public	40187	Public	NO	YES	NO
Grand Bassa	District No.3	Redbita Comm.School	40109	Community	YES	YES	NO
Grand Bassa	District No.3	Richard Y. James	40188	Public	NO	YES	NO
Grand Bassa	District No.3	Sanwrayne	40029	Public	YES	YES	NO
Grand Bassa	District No.3	Saturday	40028	Public	YES	YES	NO
Grand Bassa	District No.3	Sawtro	40034	Public	NO	YES	NO
Grand Bassa	District No.3	St.Francis	40164	Private	YES	YES	NO
Grand Bassa	District No.3	St.Joseph High School	40137	Private	NO	YES	YES
Grand Bassa	District No.3	St.Michael Junior High	40139	Private	YES	YES	YES
Grand Bassa	District No.3	Suablee	40031	Public	YES	YES	NO
Grand Bassa	District No.3	Tobey Dyukpee	40190	Public	NO	YES	NO
Grand Bassa	District No.3	Trude Elem.Public	40101	Public	YES	YES	NO
Grand Bassa	District No.3	Tubmanville	40067	Public	YES	YES	NO
Grand Bassa	District No.3	Vanwhlorm	40160	Public	NO	YES	NO
Grand Bassa	District No.3	Wahmah Elem/Jr High	40147	Community	YES	YES	YES
Grand Bassa	District No.3	Wesseh	40202	Public	NO	YES	NO
Grand Bassa	District No.3	Whengbarkon	40035	Public	NO	YES	NO
Grand Bassa	District No.3	Wrekent	40026	Public	NO	YES	NO
Grand Bassa	District No.3	Wroahzohn	40149	Public	NO	YES	NO
Grand Bassa	District No.3	Yeamonwhea	40200	Public	NO	YES	NO
Grand Bassa	District No.3	Yooyukon Zuegar	40180	Public	NO	YES	NO
Grand Bassa	District No.3	Zacchaeus Garjay UMC School	40114	Religious/Mission	YES	YES	NO
Grand Bassa	District No.4	Boe Dayugar	40086	Public	YES	YES	NO
Grand Bassa	District No.4	Boe Town	40212	Community	YES	YES	NO
Grand Bassa	District No.4	Buggboun	40093	Public	YES	YES	NO
Grand Bassa	District No.4	Buigbo	40088	Public	YES	YES	NO
Grand Bassa	District No.4	Datarr Education Foundation	40148	Community	YES	YES	NO
Grand Bassa	District No.4	Geegbar	40083	Public	YES	YES	NO
Grand Bassa	District No.4	Gianda	40132	Public	YES	YES	YES
Grand Bassa	District No.4	Gio	40085	Public	YES	YES	NO

County	District	School Name	EMIS Code	Type	ECE	Primary	Secondary
Grand Bassa	District No.4	Grand Kola	40092	Public	YES	YES	NO
Grand Bassa	District No.4	Grand Kola Foundation	40091	Public	YES	YES	NO
Grand Bassa	District No.4	Gretta Moffat	40214	Religious/Mission	YES	YES	NO
Grand Bassa	District No.4	Jos Emma & Glymn Elem.	40213	Religious/Mission	YES	YES	NO
Grand Bassa	District No.4	Korkor David	40087	Public	YES	YES	NO
Grand Bassa	District No.4	Libinco	40102	Private	YES	YES	NO
Grand Bassa	District No.4	Little Kola Public	40161	Public	YES	YES	NO
Grand Bassa	District No.4	Mid. Lib. Baptist Elem. School	40211	Religious/Mission	NO	YES	NO
Grand Bassa	District No.4	New Era	40090	Public	YES	YES	NO
Grand Bassa	District No.4	Newcess	40094	Public	YES	YES	NO
Grand Bassa	District No.4	Puitizoha Community	40118	Community	YES	YES	NO
Grand Bassa	District No.4	Rabbi Community	40156	Community	YES	YES	NO
Grand Bassa	District No.4	ST John NeePue	40166	Public	YES	YES	NO
Grand Bassa	District No.4	Trade Town Community	40128	Community	YES	YES	NO
Grand Bassa	District No.4	William and Garblah	40104	Community	YES	YES	NO
Grand Bassa	District No.4	WillieTown Self Help Community	40089	Public	YES	YES	NO
Grand Bassa	District No.5	Advent Christian Community	40192	Community	YES	YES	NO
Grand Bassa	District No.5	African Glory School System	40207	Religious/Mission	YES	YES	NO
Grand Bassa	District No.5	Al-Nasru Islamic Community	40136	Community	YES	YES	NO
Grand Bassa	District No.5	Automn Kings School	40196	Community	YES	YES	NO
Grand Bassa	District No.5	Benson River	40051	Public	YES	YES	NO
Grand Bassa	District No.5	Biafra Community School	40133	Community	YES	YES	NO
Grand Bassa	District No.5	Bible Faith	40174	Community	YES	YES	NO
Grand Bassa	District No.5	Bless Elementary School	40168	Community	YES	YES	NO
Grand Bassa	District No.5	Buchanan Community School	40216	Community	NO	YES	YES
Grand Bassa	District No.5	Buchanan Modern Elementary	40106	Private	YES	YES	NO
Grand Bassa	District No.5	Buchanan Open Bible Standard School	40167	Religious/Mission	YES	YES	YES
Grand Bassa	District No.5	Buchanan Primary	40146	Community	YES	YES	NO
Grand Bassa	District No.5	Buchanan Wesleyan Institute	40165	Religious/Mission	YES	YES	YES
Grand Bassa	District No.5	Chariot Daycare & Elementary	40175	Private	YES	YES	NO
Grand Bassa	District No.5	Children Future Program Elementary	40129	Community	YES	YES	NO
Grand Bassa	District No.5	Concern Women Elem.	40215	Private	YES	YES	NO
Grand Bassa	District No.5	Dekiearly Learning	40191	Private	YES	YES	NO
Grand Bassa	District No.5	Delaney Burgess School	40169	Private	YES	YES	NO
Grand Bassa	District No.5	Drims School System	40194	Community	YES	YES	YES
Grand Bassa	District No.5	Easy Scholarships Foundation	40121	Community	YES	YES	NO
Grand Bassa	District No.5	Emmanuel Baptist School System	40218	Religious/Mission	YES	YES	NO
Grand Bassa	District No.5	Faith baptist School System	40210	Religious/Mission	YES	YES	YES
Grand Bassa	District No.5	Faith Elementary School	40152	Community	YES	YES	NO
Grand Bassa	District No.5	First Assembly of God	40177	Religious/Mission	YES	YES	NO
Grand Bassa	District No.5	Four Houses	40059	Public	YES	YES	NO
Grand Bassa	District No.5	Fred/Mart Daycare & Elem.	40159	Community	YES	YES	NO
Grand Bassa	District No.5	Gbezhohn Community Elementary	40126	Community	YES	YES	NO
Grand Bassa	District No.5	Good Samaritan Community	40189	Community	YES	YES	NO
Grand Bassa	District No.5	Harmonville	40063	Public	YES	YES	NO
Grand Bassa	District No.5	Help Liberia Foundation	40172	Community	YES	YES	NO
Grand Bassa	District No.5	Hope Kindergarten	40171	Community	YES	YES	NO
Grand Bassa	District No.5	Institute of Free Education	40176	Community	YES	YES	NO
Grand Bassa	District No.5	J. C. Early UMS	40186	Religious/Mission	YES	YES	YES
Grand Bassa	District No.5	James B Travers	40178	Community	YES	YES	NO
Grand Bassa	District No.5	James T. Chea Community	40195	Community	YES	YES	NO
Grand Bassa	District No.5	Koinonia Community School	40162	Community	YES	YES	NO
Grand Bassa	District No.5	Kpelleh Town	40049	Public	YES	YES	NO
Grand Bassa	District No.5	Liberian Ghanian Friendship	40181	Community	YES	YES	YES
Grand Bassa	District No.5	New Hope Foundation High School	40205	Community	NO	NO	YES
Grand Bassa	District No.5	New Jerusalem Primary	40138	Community	YES	YES	NO
Grand Bassa	District No.5	New Jerusalem Unification	40173	Private	YES	YES	NO
Grand Bassa	District No.5	New Testament Baptist School System	40155	Religious/Mission	YES	YES	YES
Grand Bassa	District No.5	Prentiss C Spivey	40193	Religious/Mission	YES	YES	NO
Grand Bassa	District No.5	Rev. James A. Griggs Memorial School	40117	Community	YES	YES	NO
Grand Bassa	District No.5	Salvation Army	40183	Religious/Mission	YES	YES	NO
Grand Bassa	District No.5	Servant of God Academy	40182	Private	YES	YES	NO
Grand Bassa	District No.5	Seventh-Day Adventist bassa High School	40208	Religious/Mission	YES	YES	YES
Grand Bassa	District No.5	Smith Unuted	40054	Public	YES	YES	NO
Grand Bassa	District No.5	St. John Episcopal Elementary and Junior High	40113	Religious/Mission	YES	YES	YES
Grand Bassa	District No.5	St. Mark Community School	40217	Community	YES	YES	NO
Grand Bassa	District No.5	The Salvation Army Community	40179	Community	YES	YES	NO
Grand Bassa	District No.5	Victoria Reeves SDA Elem .School	40209	Religious/Mission	YES	YES	NO
Grand Bassa	District No.5	W. P. L. Brumskine UMS	40170	Religious/Mission	YES	YES	YES
Grand Bassa	District No.5	William V.S. Tubman #2	40060	Public	NO	YES	YES



County	District	School Name	EMIS Code	Type	ECE	Primary	Secondary
Grand Bassa	District No.5	Willie C. Peter Community	40157	Community	YES	YES	NO
Grand Cape Mount	Garwula	Assembly of God Mission School	50133	Religious/Mission	YES	YES	YES
Grand Cape Mount	Garwula	Baffalie/Manobah	50013	Public	NO	YES	NO
Grand Cape Mount	Garwula	Banalar/Buluma	50002	Public	YES	YES	NO
Grand Cape Mount	Garwula	Bendu	50007	Public	YES	YES	YES
Grand Cape Mount	Garwula	D-10 Nimba Point School	50124	Private	YES	YES	NO
Grand Cape Mount	Garwula	D-8 Clerksquarter School	50134	Private	YES	YES	NO
Grand Cape Mount	Garwula	D-8 Elementary and Junior High School	50136	Religious/Mission	YES	YES	YES
Grand Cape Mount	Garwula	Danielsom	50021	Public	NO	YES	NO
Grand Cape Mount	Garwula	Dendewea	50011	Public	YES	YES	NO
Grand Cape Mount	Garwula	Farsee Kromah Public School	50132	Public	YES	YES	NO
Grand Cape Mount	Garwula	Fomba/Bomboja	50012	Public	NO	YES	NO
Grand Cape Mount	Garwula	Gbah Foboi	50010	Public	YES	YES	NO
Grand Cape Mount	Garwula	Gohn Zodua	50015	Public	YES	YES	NO
Grand Cape Mount	Garwula	Gononamalar	50006	Public	YES	YES	NO
Grand Cape Mount	Garwula	J. B. Titus	50018	Public	NO	YES	NO
Grand Cape Mount	Garwula	Jebbeh Kiazolu	50020	Public	YES	YES	YES
Grand Cape Mount	Garwula	Konjah	50016	Public	YES	YES	YES
Grand Cape Mount	Garwula	Light of Islam English and Arabic	50135	Community	YES	YES	NO
Grand Cape Mount	Garwula	Madina	50005	Public	YES	YES	YES
Grand Cape Mount	Garwula	Makpouma	50022	Public	YES	YES	NO
Grand Cape Mount	Garwula	Mani	50009	Public	YES	YES	NO
Grand Cape Mount	Garwula	Mecca	50014	Public	YES	YES	NO
Grand Cape Mount	Garwula	Mesila/Manivalor	50004	Public	YES	YES	NO
Grand Cape Mount	Garwula	Njagbacc	50003	Public	NO	YES	NO
Grand Cape Mount	Garwula	Sinje High	50019	Public	YES	YES	YES
Grand Cape Mount	Garwula	Soko Canneh	50008	Public	YES	YES	NO
Grand Cape Mount	Garwula	Tienimai	50017	Public	NO	YES	NO
Grand Cape Mount	Garwula	Vonzuah Public School	50121	Public	YES	YES	NO
Grand Cape Mount	Garwula	Wacco Road Community School	50131	Community	YES	YES	NO
Grand Cape Mount	Garwula	Zaway	50001	Public	YES	YES	NO
Grand Cape Mount	Gola Konneh	Beh Gondor	50102	Public	YES	YES	NO
Grand Cape Mount	Gola Konneh	Blain/Deaylee	50093	Public	YES	YES	NO
Grand Cape Mount	Gola Konneh	Bomi Wood	50096	Public	YES	YES	NO
Grand Cape Mount	Gola Konneh	Damien/Massatin	50082	Public	YES	YES	NO
Grand Cape Mount	Gola Konneh	Fahn Badah Mem. Institute	50105	Public	YES	YES	NO
Grand Cape Mount	Gola Konneh	Gbenie	50097	Public	YES	YES	NO
Grand Cape Mount	Gola Konneh	Gohn Zoe	50099	Public	YES	YES	NO
Grand Cape Mount	Gola Konneh	Gold Camp	50089	Public	YES	YES	NO
Grand Cape Mount	Gola Konneh	Harris Field	50091	Public	YES	YES	NO
Grand Cape Mount	Gola Konneh	Heyeah	50090	Public	YES	YES	NO
Grand Cape Mount	Gola Konneh	Jawajeh Danda	50084	Public	YES	YES	NO
Grand Cape Mount	Gola Konneh	Jawajeh Marvor	50139	Public	YES	YES	NO
Grand Cape Mount	Gola Konneh	Jene Mana Public	50129	Public	YES	YES	NO
Grand Cape Mount	Gola Konneh	Jenneh Brown	50087	Public	YES	YES	NO
Grand Cape Mount	Gola Konneh	Keita	50086	Public	YES	YES	NO
Grand Cape Mount	Gola Konneh	King George	50085	Public	YES	YES	NO
Grand Cape Mount	Gola Konneh	Lofa Congo	50083	Public	YES	YES	NO
Grand Cape Mount	Gola Konneh	Macca Public School	50138	Public	YES	YES	NO
Grand Cape Mount	Gola Konneh	Managordua	50104	Public	YES	YES	NO
Grand Cape Mount	Gola Konneh	Marbon	50094	Public	YES	YES	NO
Grand Cape Mount	Gola Konneh	Monoh	50101	Public	YES	YES	NO
Grand Cape Mount	Gola Konneh	Rev. J. Jomah Kollie Sr.Wesleyan Institue	50119	Private	YES	YES	NO
Grand Cape Mount	Gola Konneh	Sarmah	50100	Public	YES	YES	NO
Grand Cape Mount	Gola Konneh	St. Andrews Episcopal Mission	50123	Religious/Mission	YES	YES	NO
Grand Cape Mount	Gola Konneh	Tahn	50098	Public	YES	YES	YES
Grand Cape Mount	Gola Konneh	Todomeh	50095	Public	YES	YES	NO
Grand Cape Mount	Gola Konneh	Varguay	50103	Public	YES	YES	NO
Grand Cape Mount	Gola Konneh	Wangar Community	50127	Community	YES	YES	NO
Grand Cape Mount	Gola Konneh	Weajue	50092	Public	YES	YES	NO
Grand Cape Mount	Gola Konneh	Weasay	50088	Public	YES	YES	NO
Grand Cape Mount	Porkpa	Behzaingbe	50039	Public	YES	YES	NO
Grand Cape Mount	Porkpa	Bendaja	50041	Public	YES	YES	NO
Grand Cape Mount	Porkpa	Benduma	50032	Public	YES	YES	NO
Grand Cape Mount	Porkpa	Bobah	50051	Public	YES	YES	NO
Grand Cape Mount	Porkpa	Bohay	50050	Public	YES	YES	NO
Grand Cape Mount	Porkpa	Butter hill Community School	50116	Community	YES	YES	NO
Grand Cape Mount	Porkpa	Damballa	50033	Public	YES	YES	YES
Grand Cape Mount	Porkpa	Dowee Korgbe	50037	Public	YES	YES	NO
Grand Cape Mount	Porkpa	Duawo Komeh	50038	Public	YES	YES	NO
Grand Cape Mount	Porkpa	Farma Javula	50034	Public	YES	YES	NO
Grand Cape Mount	Porkpa	Gbama Lumei	50046	Public	YES	YES	NO
Grand Cape Mount	Porkpa	Guassay	50044	Public	YES	YES	YES
Grand Cape Mount	Porkpa	Isreal Public	50118	Public	YES	YES	NO
Grand Cape Mount	Porkpa	Juejuah	50045	Public	YES	YES	NO
Grand Cape Mount	Porkpa	Kawelahun	50042	Public	YES	YES	NO

County	District	School Name	EMIS Code	Type	ECE	Primary	Secondary
Grand Cape Mount	Porkpa	Kpelleh Village	50054	Public	YES	YES	NO
Grand Cape Mount	Porkpa	Laah	50047	Public	YES	YES	NO
Grand Cape Mount	Porkpa	Largor	50043	Public	YES	YES	NO
Grand Cape Mount	Porkpa	Magima/Borma	50031	Public	YES	YES	NO
Grand Cape Mount	Porkpa	Mano-Gleh	50040	Public	YES	YES	NO
Grand Cape Mount	Porkpa	Mawoah Public	50117	Public	YES	YES	NO
Grand Cape Mount	Porkpa	Momolu S. Cooper	50048	Public	YES	YES	NO
Grand Cape Mount	Porkpa	Nuru Islamic School	50137	Community	YES	YES	NO
Grand Cape Mount	Porkpa	Philips Episcopal School	50140	Religious/Mission	YES	YES	NO
Grand Cape Mount	Porkpa	Samuel R. Siafa	50035	Public	YES	YES	YES
Grand Cape Mount	Porkpa	Siafa Dugba	50053	Public	YES	YES	NO
Grand Cape Mount	Porkpa	Sue/Bontee	50052	Public	YES	YES	NO
Grand Cape Mount	Porkpa	Vaah Kiaway	50049	Public	YES	YES	NO
Grand Cape Mount	Porkpa	Varney Kalilu	50055	Public	YES	YES	NO
Grand Cape Mount	Porkpa	Zimmi/Bamballa	50056	Public	YES	YES	YES
Grand Cape Mount	Tallah Tombey	Antoinette Tubman	50023	Public	YES	YES	NO
Grand Cape Mount	Tallah Tombey	Episcopal High School	50128	Religious/Mission	NO	NO	YES
Grand Cape Mount	Tallah Tombey	Falie	50030	Public	YES	YES	NO
Grand Cape Mount	Tallah Tombey	Government Demonstration	50027	Public	NO	YES	NO
Grand Cape Mount	Tallah Tombey	Islamic Model Elementary School	50130	Community	YES	YES	NO
Grand Cape Mount	Tallah Tombey	Kparlan Community School	50122	Community	YES	YES	NO
Grand Cape Mount	Tallah Tombey	Latia	50028	Public	NO	YES	NO
Grand Cape Mount	Tallah Tombey	Mandoe	50026	Public	YES	YES	NO
Grand Cape Mount	Tallah Tombey	Robertsport High	50025	Public	NO	NO	YES
Grand Cape Mount	Tallah Tombey	Sembehun	50029	Public	YES	YES	NO
Grand Cape Mount	Tallah Tombey	Tombey	50024	Public	YES	YES	NO
Grand Cape Mount	Tallah Tombey	Tosor	50126	Public	YES	YES	NO
Grand Cape Mount	Tallah Tombey	Uria B. Freeman UMC	50120	Religious/Mission	YES	YES	YES
Grand Cape Mount	Tallah Tombey	Weijing Bryant Comm. School	50125	Community	YES	YES	NO
Grand Cape Mount	Tewor	A. Momo Paasewe	50108	Private	YES	YES	NO
Grand Cape Mount	Tewor	Ahmadiyya Eng/Arabic	50114	Community	YES	YES	NO
Grand Cape Mount	Tewor	Alexandewr Ketter Academy	50110	Religious/Mission	NO	NO	YES
Grand Cape Mount	Tewor	Bandor	50076	Public	YES	YES	NO
Grand Cape Mount	Tewor	Bangorma	50072	Public	YES	YES	NO
Grand Cape Mount	Tewor	Betty Memorial Institute	50112	Private	YES	YES	NO
Grand Cape Mount	Tewor	Bo community	50071	Public	YES	YES	YES
Grand Cape Mount	Tewor	Bobalor	50067	Public	YES	YES	NO
Grand Cape Mount	Tewor	Boima Govii	50075	Public	YES	YES	NO
Grand Cape Mount	Tewor	Boima K. Sambola	50061	Public	YES	YES	NO
Grand Cape Mount	Tewor	Boloma	50073	Public	YES	YES	NO
Grand Cape Mount	Tewor	Bumah	50111	Public	YES	YES	NO
Grand Cape Mount	Tewor	Diah	50080	Public	YES	YES	NO
Grand Cape Mount	Tewor	Ducorbongoma	50074	Public	YES	YES	NO
Grand Cape Mount	Tewor	Fanja	50081	Public	YES	YES	NO
Grand Cape Mount	Tewor	Gbesseh	50059	Public	YES	YES	YES
Grand Cape Mount	Tewor	Goe	50065	Public	YES	YES	NO
Grand Cape Mount	Tewor	Gogoima	50066	Public	YES	YES	NO
Grand Cape Mount	Tewor	Gondama	50069	Public	YES	YES	NO
Grand Cape Mount	Tewor	Honkpeh	50068	Public	YES	YES	NO
Grand Cape Mount	Tewor	Jafaria Eng/Arabic Elementary	50115	Religious/Mission	YES	YES	NO
Grand Cape Mount	Tewor	Jene Wonde Central	50062	Public	YES	YES	YES
Grand Cape Mount	Tewor	Kamanda	50063	Public	YES	YES	NO
Grand Cape Mount	Tewor	Karmo Tifa	50058	Public	YES	YES	NO
Grand Cape Mount	Tewor	Kobolia	50070	Public	YES	YES	NO
Grand Cape Mount	Tewor	Kpendekor Elementary	50107	Public	YES	YES	NO
Grand Cape Mount	Tewor	Ngandohun Islamic Heritage Center	50109	Private	YES	YES	NO
Grand Cape Mount	Tewor	Ngojah	50078	Public	YES	YES	NO
Grand Cape Mount	Tewor	Pujehun	50106	Public	YES	YES	NO
Grand Cape Mount	Tewor	Saweilor	50077	Public	YES	YES	NO
Grand Cape Mount	Tewor	Sewu	50064	Public	YES	YES	NO
Grand Cape Mount	Tewor	St. Stephen Episcopal Mission	50113	Religious/Mission	YES	YES	NO
Grand Cape Mount	Tewor	Than Burphy	50060	Public	YES	YES	NO
Grand Cape Mount	Tewor	Than Maffa	50057	Public	YES	YES	NO
Grand Cape Mount	Tewor	Tienii-Wonde	50079	Public	YES	YES	YES
Grand Gedeh	Gbarzon	Baker C. Gaye Elementary	60074	Public	YES	YES	NO
Grand Gedeh	Gbarzon	Boe Geewon Elementary	60089	Public	YES	YES	NO
Grand Gedeh	Gbarzon	Borkey High	60098	Public	NO	NO	YES
Grand Gedeh	Gbarzon	Chensla Elem School	60115	Public	YES	YES	NO
Grand Gedeh	Gbarzon	Cheyee Town Elementary	60095	Public	NO	YES	NO
Grand Gedeh	Gbarzon	Darlue	60073	Public	NO	YES	NO
Grand Gedeh	Gbarzon	Dayblah Elem School	60118	Public	YES	YES	NO
Grand Gedeh	Gbarzon	Dorr Elem/Jr High	60099	Public	YES	YES	YES
Grand Gedeh	Gbarzon	Faiyeh Elementary	60107	Public	YES	YES	NO
Grand Gedeh	Gbarzon	Gaye Town Elementary School	60124	Public	YES	YES	NO
Grand Gedeh	Gbarzon	Gbarkehzon Elem/Jr High	60106	Public	YES	YES	YES
Grand Gedeh	Gbarzon	Gbayea Elem/Jr High	60076	Public	YES	YES	YES
Grand Gedeh	Gbarzon	Giah Elementary	60096	Public	YES	YES	NO

County	District	School Name	EMIS Code	Type	ECE	Primary	Secondary
Grand Gedeh	Gbarzon	Goyeazon Elem. School	60119	Public	YES	YES	NO
Grand Gedeh	Gbarzon	Jouzon Elementary	60102	Public	YES	YES	NO
Grand Gedeh	Gbarzon	Juluzon Elem. School	60113	Public	YES	YES	NO
Grand Gedeh	Gbarzon	Marbo Elem/Jr High	60093	Public	YES	YES	YES
Grand Gedeh	Gbarzon	Our Lady of Angelus Elementary	60084	Religious/Mission	YES	YES	NO
Grand Gedeh	Gbarzon	Pokor Elementary	60100	Public	YES	YES	NO
Grand Gedeh	Gbarzon	Polar Community Elementary	60105	Community	YES	YES	NO
Grand Gedeh	Gbarzon	Polar Elem/Jr High	60104	Public	YES	YES	YES
Grand Gedeh	Gbarzon	Pouh Elementary	60086	Public	YES	YES	NO
Grand Gedeh	Gbarzon	Quebo Elementary	60091	Public	NO	YES	NO
Grand Gedeh	Gbarzon	Salvation Army School System	60081	Religious/Mission	YES	YES	NO
Grand Gedeh	Gbarzon	Teladee Elem. School	60116	Public	YES	YES	NO
Grand Gedeh	Gbarzon	Tian Elementary	60077	Public	YES	YES	NO
Grand Gedeh	Gbarzon	Toe Memorial Institute	60079	Public	YES	YES	YES
Grand Gedeh	Gbarzon	Zammie Town	60094	Public	NO	YES	NO
Grand Gedeh	Gbarzon	Zargba Elementary	60088	Public	NO	YES	NO
Grand Gedeh	Gbarzon	Zean Elem/Jr High	60082	Public	NO	YES	YES
Grand Gedeh	Konobo	Barliken	60052	Public	YES	YES	NO
Grand Gedeh	Konobo	Barwu Memorial Academy	60078	Public	YES	YES	NO
Grand Gedeh	Konobo	Billibo	60048	Public	YES	YES	YES
Grand Gedeh	Konobo	Chantan	60057	Public	YES	YES	NO
Grand Gedeh	Konobo	Dweh Mem Institute	60080	Public	YES	YES	NO
Grand Gedeh	Konobo	Garleo	60051	Public	YES	YES	NO
Grand Gedeh	Konobo	Glax Town	60015	Public	YES	YES	NO
Grand Gedeh	Konobo	Kaw-Zarr	60013	Public	YES	YES	NO
Grand Gedeh	Konobo	Konobo Central High	60014	Public	NO	NO	YES
Grand Gedeh	Konobo	Moses T. Brooks	60075	Public	NO	YES	NO
Grand Gedeh	Konobo	Nyongba	60053	Public	YES	YES	NO
Grand Gedeh	Konobo	Peah	60058	Public	YES	YES	NO
Grand Gedeh	Konobo	Peter C. Thomas	60056	Public	YES	YES	NO
Grand Gedeh	Konobo	Samuel K. Toe Elementary	60120	Private	NO	YES	NO
Grand Gedeh	Konobo	Say-U-O	60054	Public	YES	YES	NO
Grand Gedeh	Konobo	Sennitrodru	60059	Public	YES	YES	NO
Grand Gedeh	Konobo	Tarloken	60047	Public	YES	YES	NO
Grand Gedeh	Konobo	Tempo	60055	Public	YES	YES	NO
Grand Gedeh	Konobo	Tuglor Public School	60085	Public	YES	YES	NO
Grand Gedeh	Putu	CVI Elementary	60062	Public	YES	YES	NO
Grand Gedeh	Putu	Geeblo	60061	Public	YES	YES	NO
Grand Gedeh	Putu	Isaac J. Williams Mem. Institute	60071	Public	NO	YES	YES
Grand Gedeh	Putu	Jarwodee	60063	Public	YES	YES	NO
Grand Gedeh	Putu	John Davis Elementary	60060	Public	YES	YES	NO
Grand Gedeh	Putu	Karlowlah	60068	Public	YES	YES	NO
Grand Gedeh	Putu	Keh Town Elementary	60067	Public	YES	YES	NO
Grand Gedeh	Putu	New Town	60064	Public	YES	YES	NO
Grand Gedeh	Putu	Panworh Elementary	60066	Public	YES	YES	NO
Grand Gedeh	Putu	Pennoken Elem/Jr High	60065	Public	NO	YES	YES
Grand Gedeh	Putu	Petroken Elementary	60069	Public	YES	YES	NO
Grand Gedeh	Putu	Sayon Town	60070	Public	YES	YES	NO
Grand Gedeh	Tchien	A. T. Day	60039	Public	YES	YES	NO
Grand Gedeh	Tchien	Amelia C. Wiles	60037	Public	YES	YES	NO
Grand Gedeh	Tchien	Banglor	60023	Public	YES	YES	NO
Grand Gedeh	Tchien	Bargblor	60002	Public	YES	YES	YES
Grand Gedeh	Tchien	Bawaydee	60011	Public	YES	YES	NO
Grand Gedeh	Tchien	Beh Town	60038	Public	YES	YES	NO
Grand Gedeh	Tchien	Benjamin Collins	60032	Public	NO	YES	NO
Grand Gedeh	Tchien	Bentley	60092	Public	YES	YES	NO
Grand Gedeh	Tchien	Bishop Juwle	60083	Religious/Mission	NO	NO	YES
Grand Gedeh	Tchien	Breezeville	60005	Public	YES	YES	NO
Grand Gedeh	Tchien	E L R Z	60101	Public	YES	YES	NO
Grand Gedeh	Tchien	Farley Mem. Inst.	60046	Public	YES	YES	NO
Grand Gedeh	Tchien	Ganbo	60021	Public	YES	YES	NO
Grand Gedeh	Tchien	Garley Town Elementary	60126	Public	YES	YES	NO
Grand Gedeh	Tchien	Gbagba	60041	Public	YES	YES	YES
Grand Gedeh	Tchien	Gbeyobu	60036	Public	YES	YES	NO
Grand Gedeh	Tchien	Gboleken	60003	Public	YES	YES	NO
Grand Gedeh	Tchien	Gborlue	60025	Public	NO	YES	NO
Grand Gedeh	Tchien	Gleplay	60042	Public	YES	YES	NO
Grand Gedeh	Tchien	Gorbowrogba	60004	Public	YES	YES	NO
Grand Gedeh	Tchien	Gwien	60045	Public	YES	YES	NO
Grand Gedeh	Tchien	J.C.Barlee	60035	Public	NO	YES	NO
Grand Gedeh	Tchien	Jaibo	60027	Public	YES	YES	NO
Grand Gedeh	Tchien	Jarbah Town	60024	Public	YES	YES	NO
Grand Gedeh	Tchien	Jarwodee Elem/Jr High School	60114	Public	YES	YES	YES
Grand Gedeh	Tchien	Jellue Town	60028	Public	YES	YES	NO
Grand Gedeh	Tchien	Johnny Garley	60034	Public	NO	YES	YES
Grand Gedeh	Tchien	Johnny Gaye	60029	Public	YES	YES	NO
Grand Gedeh	Tchien	Julutuzon	60019	Public	YES	YES	NO
Grand Gedeh	Tchien	Kumah Elem/Jr High	60018	Public	YES	YES	YES

County	District	School Name	EMIS Code	Type	ECE	Primary	Secondary
Grand Gedeh	Tchien	Manyea	60017	Public	NO	YES	NO
Grand Gedeh	Tchien	Mike Tuleh Wilson	60090	Religious/Mission	NO	NO	YES
Grand Gedeh	Tchien	Mike Tuleh Wilson Elem	60097	Religious/Mission	YES	YES	NO
Grand Gedeh	Tchien	Niao	60006	Public	YES	YES	YES
Grand Gedeh	Tchien	Philip T. Boduo	60026	Public	YES	YES	NO
Grand Gedeh	Tchien	Solid Foundation International	60109	Private	YES	YES	YES
Grand Gedeh	Tchien	Solo Town Elementary	60043	Public	YES	YES	NO
Grand Gedeh	Tchien	Sowaken Elem.	60111	Public	YES	YES	NO
Grand Gedeh	Tchien	Suah Mem.	60008	Public	NO	NO	YES
Grand Gedeh	Tchien	Togbalee Town Elem.	60123	Public	YES	YES	NO
Grand Gedeh	Tchien	Tojallah	60009	Public	YES	YES	NO
Grand Gedeh	Tchien	Towah Mem.	60010	Public	NO	YES	NO
Grand Gedeh	Tchien	Tubman Wilson Institute	60033	Public	NO	NO	YES
Grand Gedeh	Tchien	Tuzon	60016	Public	YES	YES	YES
Grand Gedeh	Tchien	Vileyee	60001	Public	NO	YES	NO
Grand Gedeh	Tchien	Vleyee Town Elementry School	60110	Public	YES	YES	NO
Grand Gedeh	Tchien	Wilson	60030	Public	NO	YES	NO
Grand Gedeh	Tchien	Wochirrc Night	60108	Private	NO	YES	YES
Grand Gedeh	Tchien	Zai Elem/Jr/Sr High	60007	Public	YES	YES	YES
Grand Gedeh	Tchien	Zoe E. Pennue	60012	Public	YES	YES	NO
Grand Gedeh	Tchien	Zwedru Multilateral	60040	Public	NO	NO	YES
Grand Kru	Barclayville	Advertus A. Hoff	70022	Public	YES	YES	YES
Grand Kru	Barclayville	Barclayville Central	70026	Public	NO	NO	YES
Grand Kru	Barclayville	Dwartro	70023	Public	YES	YES	NO
Grand Kru	Barclayville	Fleneken	70013	Public	YES	YES	YES
Grand Kru	Barclayville	Gbarton	70068	Public	YES	YES	NO
Grand Kru	Barclayville	Gbuken	70025	Public	YES	YES	NO
Grand Kru	Barclayville	Genwine	70069	Public	YES	YES	NO
Grand Kru	Barclayville	George Toe Washington	70113	Public	NO	YES	NO
Grand Kru	Barclayville	J J Dickson	70120	Religious/Mission	YES	YES	YES
Grand Kru	Barclayville	J. Blaomo Toe	70070	Public	YES	YES	YES
Grand Kru	Barclayville	Ilaklonken	70020	Public	YES	YES	NO
Grand Kru	Barclayville	Joploken	70018	Public	YES	YES	NO
Grand Kru	Barclayville	Kenwenken	70016	Public	YES	YES	NO
Grand Kru	Barclayville	Kucheken	70021	Public	YES	YES	NO
Grand Kru	Barclayville	Michael Toe	70019	Public	YES	YES	NO
Grand Kru	Barclayville	Otiken	70012	Public	YES	YES	NO
Grand Kru	Barclayville	Richard Henries	70024	Public	NO	YES	YES
Grand Kru	Barclayville	St Peter Claver	70117	Religious/Mission	YES	YES	YES
Grand Kru	Barclayville	Tutuken	70014	Public	YES	YES	NO
Grand Kru	Barclayville	Wutuken	70017	Public	YES	YES	NO
Grand Kru	Buah	Buah Central	70090	Public	NO	YES	YES
Grand Kru	Buah	J. N. Kartwe	70096	Public	YES	YES	YES
Grand Kru	Buah	Joe Chea	70089	Public	YES	YES	NO
Grand Kru	Buah	John S. Workreh	70094	Public	YES	YES	NO
Grand Kru	Buah	John T. Julu	70100	Public	YES	YES	NO
Grand Kru	Buah	Peter Troh	70099	Public	YES	YES	NO
Grand Kru	Buah	Plaplanken	70092	Public	YES	YES	NO
Grand Kru	Buah	S. S. Chea	70097	Public	YES	YES	NO
Grand Kru	Buah	Siaken	70091	Public	YES	YES	NO
Grand Kru	Buah	Smithville	70093	Public	YES	YES	NO
Grand Kru	Buah	Taybue	70098	Public	YES	YES	NO
Grand Kru	Buah	Toe Jelleh	70095	Public	YES	YES	NO
Grand Kru	Buah	Wropluken	70088	Public	YES	YES	NO
Grand Kru	Dorbor	Doeswen	70006	Public	YES	YES	NO
Grand Kru	Dorbor	F. F. Doe	70076	Public	NO	YES	YES
Grand Kru	Dorbor	Jarkarkpo	70072	Public	YES	YES	NO
Grand Kru	Dorbor	Jlatiken	70010	Public	YES	YES	NO
Grand Kru	Dorbor	Kaykpo	70073	Public	YES	YES	NO
Grand Kru	Dorbor	Klaydeeper	70004	Public	YES	YES	NO
Grand Kru	Dorbor	New Town	70077	Public	YES	YES	NO
Grand Kru	Dorbor	Nyankunpo	70074	Public	YES	YES	NO
Grand Kru	Dorbor	Poe	70009	Public	YES	YES	NO
Grand Kru	Dorbor	Sebodro	70003	Public	NO	YES	NO
Grand Kru	Dorbor	Warkpo	70002	Public	YES	YES	NO
Grand Kru	Dorbor	Weayan	70071	Public	YES	YES	NO
Grand Kru	Dorbor	Worwriken	70005	Public	YES	YES	NO
Grand Kru	Grand Cess	Gbeta	70042	Public	NO	YES	YES
Grand Kru	Grand Cess	Jarkarkpor	70041	Public	YES	YES	NO
Grand Kru	Grand Cess	Jlatekpo	70044	Public	NO	YES	NO
Grand Kru	Grand Cess	P. G. Wollor	70038	Public	NO	YES	NO
Grand Kru	Grand Cess	P. G. Wollor	70039	Public	NO	NO	YES
Grand Kru	Grand Cess	Sobobo	70040	Public	YES	YES	NO
Grand Kru	Grand Cess	ST. Patrick Kindergarten/jr high	70121	Religious/Mission	YES	YES	YES
Grand Kru	Grand Cess	Togbaklee	70043	Public	NO	YES	NO
Grand Kru	Jloh	Beford Camp Elementary	70110	Public	YES	YES	NO
Grand Kru	Jloh	Betu	70083	Public	YES	YES	YES
Grand Kru	Jloh	Botra	70085	Public	YES	YES	NO

County	District	School Name	EMIS Code	Type	ECE	Primary	Secondary
Grand Kru	Jloh	Dioh	70081	Public	YES	YES	YES
Grand Kru	Jloh	Karh	70080	Public	YES	YES	NO
Grand Kru	Jloh	Neroh	70086	Public	YES	YES	NO
Grand Kru	Jloh	Nifu	70082	Public	NO	YES	YES
Grand Kru	Jloh	Niplaiokpo	70078	Public	YES	YES	NO
Grand Kru	Jloh	Sobo	70084	Public	YES	YES	NO
Grand Kru	Jloh	Tolborville Elementary	70122	Public	YES	YES	NO
Grand Kru	Jloh	Wissepoh	70087	Public	YES	YES	NO
Grand Kru	Sass Town	Dayokpo	70107	Public	YES	YES	NO
Grand Kru	Sass Town	G. T. Worjloh	70106	Public	YES	YES	NO
Grand Kru	Sass Town	Nrokwia	70108	Public	YES	YES	NO
Grand Kru	Sass Town	Sass Town	70101	Public	NO	NO	YES
Grand Kru	Sass Town	Sass Town	70109	Public	NO	YES	NO
Grand Kru	Sass Town	St. Paul Catholic Elementary	70111	Religious/Mission	YES	YES	NO
Grand Kru	Sass Town	Weslo	70102	Public	YES	YES	YES
Grand Kru	Sass Town	Wesseh Putu	70104	Public	YES	YES	NO
Grand Kru	Sass Town	Wiah Doe	70105	Public	YES	YES	NO
Grand Kru	Sass Town	Wlokri	70103	Public	YES	YES	NO
Grand Kru	Trehn	Anna E. Hall UMS	70119	Religious/Mission	YES	YES	YES
Grand Kru	Trehn	Blebo	70063	Public	NO	YES	YES
Grand Kru	Trehn	Blebo Saywonken	70050	Public	YES	YES	NO
Grand Kru	Trehn	Chengbeken	70046	Public	YES	YES	NO
Grand Kru	Trehn	Darploken	70112	Public	YES	YES	NO
Grand Kru	Trehn	Garraway	70060	Public	NO	YES	YES
Grand Kru	Trehn	Gbammiken	70052	Public	YES	YES	NO
Grand Kru	Trehn	Gbanken	70053	Public	YES	YES	NO
Grand Kru	Trehn	Genoyah Elem/Jr. High	70118	Public	YES	YES	YES
Grand Kru	Trehn	Karwolaken	70059	Public	YES	YES	NO
Grand Kru	Trehn	Lee Q. Nah	70062	Public	YES	YES	NO
Grand Kru	Trehn	Nemiah	70054	Public	YES	YES	YES
Grand Kru	Trehn	Nemiah Beach	70051	Public	YES	YES	NO
Grand Kru	Trehn	Newaken	70045	Public	YES	YES	YES
Grand Kru	Trehn	Nyanbo	70055	Public	YES	YES	NO
Grand Kru	Trehn	Pennuken	70049	Public	YES	YES	YES
Grand Kru	Trehn	Po River	70066	Public	YES	YES	YES
Grand Kru	Trehn	Po River Big Town	70114	Public	YES	YES	NO
Grand Kru	Trehn	Po River Middle Town	70064	Public	YES	YES	YES
Grand Kru	Trehn	S. R. N. Elliott	70061	Public	YES	YES	NO
Grand Kru	Trehn	Samford Dennis	70047	Public	YES	YES	YES
Grand Kru	Trehn	Sawken	70057	Public	YES	YES	NO
Grand Kru	Trehn	Sorroken	70048	Public	YES	YES	YES
Grand Kru	Trehn	Thomas H. Brewer UMS	70115	Religious/Mission	YES	YES	NO
Grand Kru	Trehn	Weteken	70056	Public	YES	YES	YES
Grand Kru	Trehn	Wutuken	70058	Public	YES	YES	NO
Grand Kru	Wedabo	Beloken	70035	Public	YES	YES	YES
Grand Kru	Wedabo	Gbanken	70036	Public	NO	YES	YES
Grand Kru	Wedabo	Gblabroken	70034	Public	YES	YES	NO
Grand Kru	Wedabo	Geneken	70027	Public	YES	YES	NO
Grand Kru	Wedabo	Juduken	70031	Public	YES	YES	YES
Grand Kru	Wedabo	Kaybor	70032	Public	YES	YES	NO
Grand Kru	Wedabo	Samuel Nyanneh	70037	Public	YES	YES	NO
Grand Kru	Wedabo	St. Barnabas Catholic Elementary School	70116	Religious/Mission	YES	YES	NO
Grand Kru	Wedabo	Tarplah Town	70028	Public	YES	YES	NO
Grand Kru	Wedabo	Thomas B. Menson	70067	Public	YES	YES	NO
Grand Kru	Wedabo	Wedabo Beach	70029	Public	YES	YES	NO
Grand Kru	Wedabo	William T. Savage	70030	Public	NO	YES	YES
Grand Kru	Wedabo	Zoloken	70033	Public	NO	YES	YES
Lofa	Foyah	Bambodu	80196	Public	YES	YES	NO
Lofa	Foyah	Bishop Banquango Foundation Nursery	80274	Religious/Mission	YES	YES	NO
Lofa	Foyah	Borliloe	80227	Public	YES	YES	NO
Lofa	Foyah	Boya Public	80263	Public	YES	YES	NO
Lofa	Foyah	Fanda	80228	Public	NO	YES	NO
Lofa	Foyah	Fassapoe Public	80270	Public	YES	YES	NO
Lofa	Foyah	Fasseimah	80219	Public	NO	YES	NO
Lofa	Foyah	Foya Kpormbu Road Public	80207	Public	YES	YES	NO
Lofa	Foyah	Foya Tengia	80222	Public	YES	YES	NO
Lofa	Foyah	Hundonin Public	80206	Public	YES	YES	NO
Lofa	Foyah	J. J. Roberts Elem/Jr High	80208	Public	YES	YES	YES
Lofa	Foyah	Johnfkendor	80197	Public	NO	YES	NO
Lofa	Foyah	Jomata	80230	Public	YES	YES	NO
Lofa	Foyah	Kamboima Public School	80194	Public	YES	YES	NO
Lofa	Foyah	Keya Bendu	80223	Public	YES	YES	NO
Lofa	Foyah	Koblina	80214	Public	YES	YES	NO
Lofa	Foyah	Kolochoe	80192	Public	YES	YES	NO
Lofa	Foyah	Kondeya	80189	Public	YES	YES	NO
Lofa	Foyah	Kondobengu	80226	Public	NO	YES	NO

County	District	School Name	EMIS Code	Type	ECE	Primary	Secondary
Lofa	Foyah	Konjolloe Community School	80260	Community	YES	YES	NO
Lofa	Foyah	Konkpama	80225	Public	YES	YES	NO
Lofa	Foyah	Kpallawoe	80231	Public	YES	YES	NO
Lofa	Foyah	Kpandiloe Junction Public	80188	Public	NO	YES	NO
Lofa	Foyah	Kpandonin	80201	Public	YES	YES	NO
Lofa	Foyah	Kpandu	80215	Public	YES	YES	NO
Lofa	Foyah	Kpangamei Public	80211	Public	YES	YES	NO
Lofa	Foyah	Kpangbeinin	80199	Public	YES	YES	NO
Lofa	Foyah	Kpelloe Ndama	80200	Public	YES	YES	NO
Lofa	Foyah	Kporlornin	80204	Public	YES	YES	NO
Lofa	Foyah	Lamie Konjan	80216	Public	YES	YES	NO
Lofa	Foyah	Lorloe Waum	80209	Public	YES	YES	NO
Lofa	Foyah	Mambo	80229	Public	YES	YES	NO
Lofa	Foyah	Mendicorma	80203	Public	YES	YES	NO
Lofa	Foyah	Njallah	80266	Public	NO	YES	NO
Lofa	Foyah	Peya Kimbaloe	80212	Public	YES	YES	NO
Lofa	Foyah	Porluma Elem/Jr High	80190	Public	YES	YES	YES
Lofa	Foyah	Quemorlue	80198	Public	YES	YES	NO
Lofa	Foyah	Sadu Passia	80195	Public	YES	YES	NO
Lofa	Foyah	Saint Agnes Episcopal Mission School	80248	Religious/Mission	YES	YES	NO
Lofa	Foyah	Sakawoe Public	80193	Public	YES	YES	NO
Lofa	Foyah	Sodu	80220	Public	YES	YES	NO
Lofa	Foyah	Sorlumba Ngeiyah	80205	Public	YES	YES	NO
Lofa	Foyah	St. Samuel Elem./Jr High School	80245	Religious/Mission	YES	YES	YES
Lofa	Foyah	St. John Vianney's Catholic School	80243	Religious/Mission	YES	YES	NO
Lofa	Foyah	Tamba Taylor	80217	Public	YES	YES	YES
Lofa	Foyah	Tarma	80213	Public	YES	YES	NO
Lofa	Foyah	Trinity Evan Lutheran	80277	Religious/Mission	YES	YES	NO
Lofa	Foyah	Worsonga Public	80218	Public	YES	YES	NO
Lofa	Foyah	Yassadu	80221	Public	YES	YES	NO
Lofa	Foyah	Yegbedu	80202	Public	YES	YES	NO
Lofa	Foyah	Yengbemai	80191	Public	YES	YES	NO
Lofa	Kolahun	Balahun	80169	Public	YES	YES	YES
Lofa	Kolahun	Bassamalahun	80238	Public	YES	YES	NO
Lofa	Kolahun	Boawohun	80136	Public	YES	YES	NO
Lofa	Kolahun	Bolahum	80173	Public	YES	YES	YES
Lofa	Kolahun	Bondorlahun	80134	Public	YES	YES	NO
Lofa	Kolahun	Bondowalahun	80133	Public	YES	YES	NO
Lofa	Kolahun	Botemba	80148	Public	YES	YES	YES
Lofa	Kolahun	Elizabeth Blut	80180	Public	YES	YES	NO
Lofa	Kolahun	F K Tulay	80155	Public	YES	YES	NO
Lofa	Kolahun	Fangalahun	80185	Public	YES	YES	NO
Lofa	Kolahun	Fangoda Public	80158	Public	YES	YES	NO
Lofa	Kolahun	Fassavolu	80183	Public	NO	YES	NO
Lofa	Kolahun	Fokolahun	80144	Public	YES	YES	NO
Lofa	Kolahun	Gbelahun	80176	Public	YES	YES	NO
Lofa	Kolahun	Gellema Public School	80265	Public	YES	YES	NO
Lofa	Kolahun	Gondorlahun	80257	Public	YES	YES	NO
Lofa	Kolahun	Hangala	80132	Public	YES	YES	NO
Lofa	Kolahun	Hassala Public School	80186	Public	YES	YES	NO
Lofa	Kolahun	Havlipo	80137	Public	YES	YES	NO
Lofa	Kolahun	Hilgbelahun	80143	Public	YES	YES	NO
Lofa	Kolahun	Honeyahun	80139	Public	YES	YES	NO
Lofa	Kolahun	Jusu Dunor	80153	Public	YES	YES	NO
Lofa	Kolahun	Kailahun	80149	Public	YES	YES	NO
Lofa	Kolahun	Kamatahun	80140	Public	YES	YES	YES
Lofa	Kolahun	Kamatahun Hassala	80177	Public	NO	YES	YES
Lofa	Kolahun	Kambolahun	80146	Public	YES	YES	NO
Lofa	Kolahun	Kiantahun	80145	Public	NO	YES	NO
Lofa	Kolahun	Kimbalahun	80172	Public	YES	YES	NO
Lofa	Kolahun	Kolahun	80126	Public	NO	NO	YES
Lofa	Kolahun	Kolahun	80128	Public	YES	YES	NO
Lofa	Kolahun	Kolahun Evangelical Church Mission	80247	Religious/Mission	YES	YES	YES
Lofa	Kolahun	Kolomanjoe	80150	Public	NO	YES	NO
Lofa	Kolahun	Kortulahun	80174	Public	YES	YES	YES
Lofa	Kolahun	Kpanda-gehilah	80127	Public	NO	YES	NO
Lofa	Kolahun	Kpangihemba	80163	Public	YES	YES	NO
Lofa	Kolahun	Kpengbelahun	80179	Public	YES	YES	NO
Lofa	Kolahun	Lankama	80154	Public	YES	YES	NO
Lofa	Kolahun	Lehuna	80141	Public	YES	YES	YES
Lofa	Kolahun	Lukas	80184	Public	YES	YES	NO
Lofa	Kolahun	Massabolahun	80130	Public	NO	YES	YES
Lofa	Kolahun	Maweyasu	80175	Public	YES	YES	NO
Lofa	Kolahun	Mbahun	80157	Public	NO	YES	YES
Lofa	Kolahun	Mbakanda	80170	Public	YES	YES	NO
Lofa	Kolahun	Mbaloma	80135	Public	YES	YES	NO

County	District	School Name	EMIS Code	Type	ECE	Primary	Secondary
Lofa	Kolahun	Mbalotahun Public	80278	Public	YES	YES	NO
Lofa	Kolahun	momoh Yengbeh	80187	Public	YES	YES	NO
Lofa	Kolahun	Musa Kanneh Memorial	80168	Public	NO	YES	NO
Lofa	Kolahun	Ndambu	80166	Public	NO	YES	YES
Lofa	Kolahun	Nglihun	80178	Public	NO	YES	NO
Lofa	Kolahun	Ngokorhun	80234	Public	YES	YES	YES
Lofa	Kolahun	Nyandemoiahun	80167	Public	YES	YES	YES
Lofa	Kolahun	Nyokolitahun	80171	Public	YES	YES	NO
Lofa	Kolahun	Porlowu	80182	Public	YES	YES	NO
Lofa	Kolahun	Quessemba	80236	Public	YES	YES	NO
Lofa	Kolahun	Savalahun Alahagie Boakai	80181	Public	YES	YES	NO
Lofa	Kolahun	School of Faith Mission	80249	Religious/Mission	YES	YES	YES
Lofa	Kolahun	Somalahun	80256	Public	YES	YES	NO
Lofa	Kolahun	Sosomoiiahun	80162	Public	YES	YES	NO
Lofa	Kolahun	Sovasu	80138	Public	YES	YES	NO
Lofa	Kolahun	St. Cyprian & St. Augustine Jr/Sr High	80251	Religious/Mission	NO	NO	YES
Lofa	Kolahun	Tainahun	80152	Public	YES	YES	YES
Lofa	Kolahun	Telkpelembu	80240	Public	YES	YES	NO
Lofa	Kolahun	Thomas kollie	80160	Public	YES	YES	YES
Lofa	Kolahun	Tongihema	80164	Public	YES	YES	NO
Lofa	Kolahun	Tongobolo	80147	Public	YES	YES	NO
Lofa	Kolahun	Wanwoclohun	80129	Public	YES	YES	NO
Lofa	Kolahun	Wulukoha	80165	Public	NO	YES	YES
Lofa	Kolahun	Yallahun	80159	Public	YES	YES	YES
Lofa	Kolahun	Yandohun	80161	Public	YES	YES	NO
Lofa	Kolahun	Yengema Public School	80262	Public	YES	YES	NO
Lofa	Salayea	Fatu	80103	Public	YES	YES	NO
Lofa	Salayea	Flomo Respect Memorial	80109	Public	YES	YES	YES
Lofa	Salayea	Gbanjulomo	80097	Public	YES	YES	NO
Lofa	Salayea	Gbanway	80096	Public	YES	YES	NO
Lofa	Salayea	Gbarline Molley	80111	Public	YES	YES	NO
Lofa	Salayea	Gbonyea	80106	Public	YES	YES	YES
Lofa	Salayea	Gleh Elem/Jr High	80104	Public	YES	YES	YES
Lofa	Salayea	Gorlu	80094	Public	YES	YES	YES
Lofa	Salayea	Jeher Bawehwolo	80108	Public	YES	YES	NO
Lofa	Salayea	Kpaiyea	80098	Public	YES	YES	YES
Lofa	Salayea	Kpotoe Village	80100	Public	YES	YES	NO
Lofa	Salayea	Lutheran Training Institute	80237	Religious/Mission	YES	YES	YES
Lofa	Salayea	Salayea	80095	Public	NO	NO	YES
Lofa	Salayea	Salayea Public	80102	Public	YES	YES	NO
Lofa	Salayea	Salayea SDA Comm Mission	80232	Community	YES	YES	YES
Lofa	Salayea	Sharon Christa Memorial	80101	Public	YES	YES	NO
Lofa	Salayea	Sucromu	80107	Public	YES	YES	YES
Lofa	Salayea	Tailemai	80105	Public	YES	YES	NO
Lofa	Salayea	Telemu	80110	Public	YES	YES	NO
Lofa	Salayea	Washington Nganga Memorial	80099	Public	YES	YES	NO
Lofa	Vahun	Cruma	80120	Public	YES	YES	NO
Lofa	Vahun	Ducor Gbondo	80124	Public	NO	YES	NO
Lofa	Vahun	Folima	80117	Public	YES	YES	NO
Lofa	Vahun	Gbongoma	80115	Public	YES	YES	NO
Lofa	Vahun	Gbonibu	80123	Public	YES	YES	NO
Lofa	Vahun	Gondama Yormbu	80113	Public	YES	YES	NO
Lofa	Vahun	Memorlahun	80114	Public	YES	YES	NO
Lofa	Vahun	Nyeyama	80122	Public	YES	YES	NO
Lofa	Vahun	Seema	80116	Public	YES	YES	NO
Lofa	Vahun	Sowata	80118	Public	YES	YES	NO
Lofa	Vahun	Vahun Central High	80112	Public	NO	NO	YES
Lofa	Vahun	Vahun Elem School # 2	80121	Public	YES	YES	NO
Lofa	Vahun	Vahun Public Elem #1	80119	Public	YES	YES	NO
Lofa	Voinjama	Answaru English/Arabic School	80049	Public	YES	YES	NO
Lofa	Voinjama	Bakuma/Duworjallamai	80016	Public	YES	YES	NO
Lofa	Voinjama	Barkedu	80036	Public	YES	YES	YES
Lofa	Voinjama	Bawomai	80040	Public	YES	YES	NO
Lofa	Voinjama	Bazagizia	80003	Public	YES	YES	YES
Lofa	Voinjama	Betibah	80034	Public	YES	YES	NO
Lofa	Voinjama	Betijama	80051	Public	YES	YES	NO
Lofa	Voinjama	Beyan Kesselly Public	80259	Public	YES	YES	NO
Lofa	Voinjama	Bolongoidu	80025	Public	YES	YES	NO
Lofa	Voinjama	Bulor	80029	Public	YES	YES	NO
Lofa	Voinjama	Child Welfare Committee Public	80261	Public	YES	YES	NO
Lofa	Voinjama	Dauzabah	80028	Public	YES	YES	NO
Lofa	Voinjama	David Selma	80045	Public	YES	YES	YES
Lofa	Voinjama	Galama	80018	Public	NO	YES	NO
Lofa	Voinjama	Gbegbedu	80037	Public	YES	YES	NO
Lofa	Voinjama	Gobewole-ta	80026	Public	YES	YES	NO
Lofa	Voinjama	J.W.A.Richards	80053	Public	YES	YES	NO
Lofa	Voinjama	Jallamai	80004	Public	YES	YES	NO

County	District	School Name	EMIS Code	Type	ECE	Primary	Secondary
Lofa	Voinjama	Japan Lowad Cooperative School And Day Care Center	80242	Private	YES	YES	NO
Lofa	Voinjama	Jartumah artumah	80030	Public	NO	YES	NO
Lofa	Voinjama	Jayanmai	80048	Public	YES	YES	NO
Lofa	Voinjama	Kabata	80055	Public	YES	YES	NO
Lofa	Voinjama	Kalayeia	80050	Public	NO	YES	NO
Lofa	Voinjama	Kamodu	80015	Public	YES	YES	NO
Lofa	Voinjama	Karzah	80021	Public	NO	YES	NO
Lofa	Voinjama	Kids Connection Day Care School	80244	Private	YES	YES	NO
Lofa	Voinjama	Kintoma Community High School	80268	Community	YES	YES	YES
Lofa	Voinjama	Koinyanmai	80027	Public	YES	YES	NO
Lofa	Voinjama	Kolliemai	80022	Public	YES	YES	NO
Lofa	Voinjama	Konsadu	80054	Public	NO	YES	NO
Lofa	Voinjama	Korlelah	80038	Public	NO	YES	NO
Lofa	Voinjama	Kpademal	80002	Public	YES	YES	NO
Lofa	Voinjama	Kpakamai	80047	Public	YES	YES	NO
Lofa	Voinjama	Kpangbalamai Public School	80271	Public	YES	YES	NO
Lofa	Voinjama	Kpotomai	80019	Public	YES	YES	NO
Lofa	Voinjama	Krukan	80005	Public	YES	YES	NO
Lofa	Voinjama	Kugbemai	80035	Public	YES	YES	NO
Lofa	Voinjama	Lazelemai	80056	Public	YES	YES	NO
Lofa	Voinjama	Loboa	80001	Public	YES	YES	NO
Lofa	Voinjama	Lutisu	80007	Public	YES	YES	NO
Lofa	Voinjama	Malamar Public School	80023	Public	YES	YES	NO
Lofa	Voinjama	Mama Dukuly	80008	Public	YES	YES	NO
Lofa	Voinjama	Mamai/Kozemai	80042	Public	YES	YES	NO
Lofa	Voinjama	Manbu Vonjoe Public	80125	Public	YES	YES	NO
Lofa	Voinjama	Molovemai	80024	Public	YES	YES	NO
Lofa	Voinjama	Mumusu Public School	80253	Public	YES	YES	NO
Lofa	Voinjama	New Life Coommunity School	80255	Private	YES	YES	YES
Lofa	Voinjama	Obeyanmai Public School	80273	Public	YES	YES	NO
Lofa	Voinjama	Sammie ta	80052	Public	YES	YES	NO
Lofa	Voinjama	Sarkonedu	80039	Public	YES	YES	YES
Lofa	Voinjama	Sarmodu	80041	Public	YES	YES	NO
Lofa	Voinjama	Sazanor	80006	Public	YES	YES	NO
Lofa	Voinjama	Seekemai Public School	80267	Public	YES	YES	NO
Lofa	Voinjama	Selega Borzie	80020	Public	YES	YES	NO
Lofa	Voinjama	St. Joseph Catholic School	80250	Religious/Mission	YES	YES	YES
Lofa	Voinjama	Tellewoyan	80012	Public	YES	YES	YES
Lofa	Voinjama	Tennebu	80017	Public	YES	YES	NO
Lofa	Voinjama	Tobogisszu	80009	Public	YES	YES	NO
Lofa	Voinjama	Tusu	80031	Public	YES	YES	NO
Lofa	Voinjama	Voinjama	80044	Public	NO	YES	NO
Lofa	Voinjama	Voinjama Free Pentecostal Mission High	80276	Religious/Mission	YES	YES	YES
Lofa	Voinjama	Voinjama Multilateral	80013	Public	NO	NO	YES
Lofa	Voinjama	Voinjama Seventh Day Adventist	80280	Private	NO	YES	NO
Lofa	Voinjama	W.V.S.Tubman	80046	Public	NO	YES	YES
Lofa	Voinjama	Why-Gamedu	80043	Public	YES	YES	NO
Lofa	Voinjama	William Frank Flemister	80033	Public	YES	YES	NO
Lofa	Voinjama	Wormanor	80011	Public	YES	YES	NO
Lofa	Voinjama	Yandisu	80014	Public	NO	YES	NO
Lofa	Voinjama	Zawordamai Elem/Jr High	80010	Public	YES	YES	YES
Lofa	Voinjama	Zozoma	80032	Public	YES	YES	NO
Lofa	Zorzor	Antoinette Tubman	80075	Public	YES	YES	NO
Lofa	Zorzor	Barqiwen	80084	Public	YES	YES	YES
Lofa	Zorzor	Boi	80087	Public	YES	YES	NO
Lofa	Zorzor	Damazaza Weyea Public School	80264	Public	YES	YES	NO
Lofa	Zorzor	Farsayeazu	80092	Public	YES	YES	NO
Lofa	Zorzor	Flomo Vargborinolo	80076	Public	YES	YES	NO
Lofa	Zorzor	Garbo	80086	Public	YES	YES	YES
Lofa	Zorzor	Gayflor Dabee	80093	Public	YES	YES	NO
Lofa	Zorzor	Gizeboigqa Public School	80275	Public	YES	YES	NO
Lofa	Zorzor	Guzeh	80091	Public	YES	YES	YES
Lofa	Zorzor	J.Mulbah Garmi	80062	Public	YES	YES	NO
Lofa	Zorzor	John Zawu Memorial Daycare and Primary	80239	Private	YES	YES	NO
Lofa	Zorzor	K.Mama Devine	80089	Public	YES	YES	NO
Lofa	Zorzor	Kalamata Public School	80246	Public	YES	YES	NO
Lofa	Zorzor	Kilewu Public School	80077	Public	YES	YES	NO
Lofa	Zorzor	Kpassagizia Public School	80235	Public	YES	YES	NO
Lofa	Zorzor	Kporkulahun Public School	80279	Public	YES	YES	NO
Lofa	Zorzor	Libeleba	80088	Public	YES	YES	NO
Lofa	Zorzor	Lutheran Mission School	80241	Religious/Mission	YES	YES	YES
Lofa	Zorzor	Luyeama	80072	Public	YES	YES	NO
Lofa	Zorzor	Massawo Zayzay	80071	Public	YES	YES	NO
Lofa	Zorzor	Morris T.Zazay	80080	Public	YES	YES	NO



County	District	School Name	EMIS Code	Type	ECE	Primary	Secondary
Lofa	Zorzor	Mulbah Yor Kor	80061	Public	YES	YES	NO
Lofa	Zorzor	Nekebozu	80063	Public	YES	YES	NO
Lofa	Zorzor	Passama	80060	Public	YES	YES	NO
Lofa	Zorzor	Peter W. Howard	80233	Public	YES	YES	NO
Lofa	Zorzor	Saylee Public School	80073	Public	YES	YES	NO
Lofa	Zorzor	Sumo Kota	80078	Public	YES	YES	YES
Lofa	Zorzor	Vafallah Dorlleh	80068	Public	YES	YES	NO
Lofa	Zorzor	Wakesu	80070	Public	YES	YES	NO
Lofa	Zorzor	Wenwuta	80067	Public	YES	YES	NO
Lofa	Zorzor	William Manna Johnson Luthern	80269	Religious/Mission	YES	YES	NO
Lofa	Zorzor	Wolo Wuomo	80090	Public	YES	YES	NO
Lofa	Zorzor	Wuomai	80081	Public	YES	YES	YES
Lofa	Zorzor	Yanlor	80079	Public	YES	YES	NO
Lofa	Zorzor	Yarkpawolo Zeze	80069	Public	YES	YES	YES
Lofa	Zorzor	Yarkpkpawolo Karwoi	80066	Public	YES	YES	NO
Lofa	Zorzor	Zealakupala	80058	Public	YES	YES	NO
Lofa	Zorzor	Zelemal	80074	Public	YES	YES	NO
Lofa	Zorzor	Ziggida	80064	Public	YES	YES	NO
Lofa	Zorzor	Zomai	80057	Public	YES	YES	NO
Lofa	Zorzor	Zorzor	80082	Public	NO	NO	YES
Lofa	Zorzor	Zorzor Central Night	80065	Public	NO	YES	YES
Lofa	Zorzor	Zorzor Christian Academy	80258	Religious/Mission	YES	YES	YES
Lofa	Zorzor	ZRTTI Exension High	80272	Community	NO	NO	YES
Lofa	Zorzor	ZRTTI Demonstration	80085	Public	YES	YES	YES
Lofa	Zorzor	Zuwulo	80059	Public	YES	YES	YES
Margibi	Gibi	Apostolic Alliance Community	90024	Community	YES	YES	NO
Margibi	Gibi	Barnyou Town Public School	90118	Public	YES	YES	NO
Margibi	Gibi	Boedain Public School	90119	Public	YES	YES	NO
Margibi	Gibi	Borlorla Public School	90128	Public	YES	YES	NO
Margibi	Gibi	Budu Public School	90163	Public	YES	YES	NO
Margibi	Gibi	Dinning-Ta Public School	90165	Public	YES	YES	NO
Margibi	Gibi	Early Learning Foundation School	90126	Community	YES	YES	NO
Margibi	Gibi	Galliala Public School	90121	Public	YES	YES	NO
Margibi	Gibi	Gibi Public	90050	Public	YES	YES	YES
Margibi	Gibi	Goa- Town Public School	90120	Public	YES	YES	NO
Margibi	Gibi	Kaiuway Public	90046	Public	YES	YES	NO
Margibi	Gibi	Kangar Public School	90123	Public	YES	YES	NO
Margibi	Gibi	Kollie Dede Ta Public	90028	Public	YES	YES	NO
Margibi	Gibi	Kpai Public School	90125	Public	YES	YES	NO
Margibi	Gibi	Kpalawen Public School	90124	Public	YES	YES	YES
Margibi	Gibi	Kpoe Public School	90133	Public	YES	YES	NO
Margibi	Gibi	Life Public	90039	Public	YES	YES	NO
Margibi	Gibi	Lonfay Public	90035	Public	YES	YES	NO
Margibi	Gibi	Massaquoi Ta Public	90037	Public	YES	YES	NO
Margibi	Gibi	Molley Ta Public	90030	Public	YES	YES	NO
Margibi	Gibi	Neegbangbo Public School	90164	Public	YES	YES	NO
Margibi	Gibi	Paye Public School	90127	Public	YES	YES	YES
Margibi	Gibi	Peter Printer Public School	90122	Public	YES	YES	NO
Margibi	Gibi	Poye Public	90033	Public	YES	YES	NO
Margibi	Gibi	Wolala Town	90134	Public	YES	YES	NO
Margibi	Gibi	Yarnwuellie Public School	90132	Public	YES	YES	NO
Margibi	Gibi	Zoe Public School	90162	Public	YES	YES	NO
Margibi	Kakata	Albert Orsborn salvation Army	90021	Religious/Mission	YES	YES	NO
Margibi	Kakata	Alhaji Varmuyah Corneh	90026	Community	YES	YES	NO
Margibi	Kakata	Apostle Sterling Elementary and Junior High	90117	Community	YES	YES	YES
Margibi	Kakata	Benla Community School	90107	Community	YES	YES	NO
Margibi	Kakata	Bethel Community Ele &Jun. High School	90029	Community	YES	YES	YES
Margibi	Kakata	Better Foundation Academy	90045	Community	YES	YES	YES
Margibi	Kakata	Borlorfulleh Public School	90149	Public	YES	YES	NO
Margibi	Kakata	Brownell Public School	90143	Public	YES	YES	NO
Margibi	Kakata	Calvary Baptist Gbandi Community	90038	Community	YES	YES	YES
Margibi	Kakata	Calvary Community Academy	90106	Community	YES	YES	NO
Margibi	Kakata	Christian Community	90036	Community	YES	YES	NO
Margibi	Kakata	Cinta Public School	90155	Public	YES	YES	NO
Margibi	Kakata	Cole Town Public School	90156	Public	YES	YES	NO
Margibi	Kakata	Daniel B. Marse Public School	90139	Public	YES	YES	NO
Margibi	Kakata	Dartu-Ta Public School	90138	Public	YES	YES	NO
Margibi	Kakata	Division #13 Elementary	90075	Private	YES	YES	NO
Margibi	Kakata	E.J. Yancy Annex	90148	Public	YES	YES	YES
Margibi	Kakata	Fasia Kromah Public School	90137	Public	YES	YES	NO
Margibi	Kakata	Francis H. Lewis	90153	Religious/Mission	YES	YES	NO
Margibi	Kakata	Francis Mitchell Memorial Academy	90110	Private	NO	YES	YES
Margibi	Kakata	Free Pentecostal Global mission	90047	Religious/Mission	YES	YES	NO

County	District	School Name	EMIS Code	Type	ECE	Primary	Secondary
Margibi	Kakata	Garmaghna Community School	90048	Community	YES	YES	NO
Margibi	Kakata	George B. Kpenneh Community Elem. School	90066	Community	YES	YES	NO
Margibi	Kakata	George Town Community School	90043	Community	YES	YES	NO
Margibi	Kakata	George V. Gibson Memorial United Methodist High School	90025	Religious/Mission	NO	YES	YES
Margibi	Kakata	Gwee Memorial Public School	90151	Public	YES	YES	NO
Margibi	Kakata	Gwekplorsue Public School	90161	Public	YES	YES	NO
Margibi	Kakata	Hilda Knight Cooper School	90109	Private	YES	YES	NO
Margibi	Kakata	Holistic Liberia Children Academy	90063	Community	YES	YES	NO
Margibi	Kakata	International Mission Academy	90034	Private	YES	YES	YES
Margibi	Kakata	Islamic Training School	90116	Community	YES	YES	YES
Margibi	Kakata	Jayebaye Elementary Public	90115	Public	YES	YES	NO
Margibi	Kakata	John Joseph Comm. High	90054	Private	NO	YES	YES
Margibi	Kakata	Joseph J. Korhene Elem School	90060	Community	YES	YES	NO
Margibi	Kakata	Kakata Community College	90104	Community	YES	YES	YES
Margibi	Kakata	Kakata SDA Elem & High School	90032	Private	YES	YES	YES
Margibi	Kakata	KallieKaine-ta Public School	90146	Public	YES	YES	NO
Margibi	Kakata	Kollie-ta Public School	90112	Public	NO	YES	NO
Margibi	Kakata	Konda Public School	90154	Private	YES	YES	YES
Margibi	Kakata	Konola Academy SDA Mission School	90027	Religious/Mission	YES	YES	YES
Margibi	Kakata	Kperke-ta Public School	90152	Public	YES	YES	NO
Margibi	Kakata	KRTTI Demonstration High School	90145	Public	YES	YES	YES
Margibi	Kakata	Lango Lippaye High School	90157	Public	YES	YES	YES
Margibi	Kakata	Larkay -Ta Public School School	90059	Public	YES	YES	YES
Margibi	Kakata	Laudananna Day-Care	90020	Private	YES	YES	NO
Margibi	Kakata	Lawar-ta Public School	90142	Public	YES	YES	NO
Margibi	Kakata	Life Foundation Christian Academy	90114	Community	YES	YES	NO
Margibi	Kakata	Living God School System	90111	Religious/Mission	YES	YES	NO
Margibi	Kakata	Macars Elementary	90136	Public	YES	YES	NO
Margibi	Kakata	Mamon S. Konou Public School	90147	Public	YES	YES	NO
Margibi	Kakata	Marwoda Public School	90140	Public	YES	YES	NO
Margibi	Kakata	Mighty Fortress Elementary	90113	Private	NO	YES	NO
Margibi	Kakata	Minors Community School	90135	Community	YES	YES	NO
Margibi	Kakata	Mission For Today Community	90057	Community	YES	YES	NO
Margibi	Kakata	Morris F. Juah Elem. School	90040	Community	YES	YES	NO
Margibi	Kakata	Naomi-Vision Academy	90108	Community	YES	YES	NO
Margibi	Kakata	Nyan Forlah Public School	90105	Community	YES	YES	NO
Margibi	Kakata	Ora Gene	90103	Public	YES	YES	NO
Margibi	Kakata	Pentecost Community School	90062	Community	YES	YES	YES
Margibi	Kakata	Rev. Perry S. Tugbah Public School	90141	Public	YES	YES	NO
Margibi	Kakata	Rev. W. K. Moore Public School	90150	Public	YES	YES	YES
Margibi	Kakata	Richard Town Public School	90159	Public	YES	YES	NO
Margibi	Kakata	Sackie Gbomah Public School	90144	Public	YES	YES	NO
Margibi	Kakata	Salvation In Christ Elem. School	90053	Community	YES	YES	NO
Margibi	Kakata	Sekey Town Public School	90158	Public	YES	YES	NO
Margibi	Kakata	ST. Christopher Catholic School	90056	Religious/Mission	NO	YES	YES
Margibi	Kakata	Upper Room A.G. Community School	90022	Community	YES	YES	NO
Margibi	Kakata	Upper Room Community Academy	90023	Community	YES	YES	NO
Margibi	Kakata	Varteketa Public School	90102	Public	YES	YES	NO
Margibi	Kakata	Vision Christian Academy	90019	Private	YES	YES	NO
Margibi	Kakata	Wea Riverside	90044	Private	YES	YES	YES
Margibi	Kakata	Wenneh Town Public	90031	Public	YES	YES	NO
Margibi	Kakata	Winner Chapel Comm	90041	Community	YES	YES	YES
Margibi	Kakata	Yeamen Public School	90160	Public	YES	YES	NO
Margibi	Kakata	Youth Elem & Junior High Community	90065	Community	YES	YES	YES
Margibi	Marshall	Albert D Peabody	90061	Public	YES	YES	YES
Margibi	Marshall	Bondiway Public	90055	Public	YES	YES	YES
Margibi	Marshall	Bumie Kpaja Public School	90130	Public	YES	YES	NO
Margibi	Marshall	Charlesville Public School	90049	Public	YES	YES	YES
Margibi	Marshall	Cotton Tree Public	90064	Public	YES	YES	NO
Margibi	Marshall	D Togar Public	90068	Public	YES	YES	NO
Margibi	Marshall	David D. Darkena	90011	Public	YES	YES	NO
Margibi	Marshall	Division #10 Jr High School	90093	Private	NO	NO	YES
Margibi	Marshall	Division #11 Elementary School	90097	Private	YES	YES	NO
Margibi	Marshall	Division #12 Elementary	90085	Private	YES	YES	NO
Margibi	Marshall	Division #14 Elementary School Firestone	90090	Private	YES	YES	NO
Margibi	Marshall	Division #16 Elementary Jr. High	90092	Private	YES	YES	YES
Margibi	Marshall	Division #23 Elementary	90076	Private	YES	YES	NO
Margibi	Marshall	Division #24 Elementary School	90098	Private	YES	YES	NO
Margibi	Marshall	Division #28 Elementary School	90088	Private	YES	YES	NO

County	District	School Name	EMIS Code	Type	ECE	Primary	Secondary
Margibi	Marshall	Division #29 Elem/Jr High	90087	Private	YES	YES	YES
Margibi	Marshall	Division #2Elementay School	90080	Private	YES	YES	NO
Margibi	Marshall	Division #35 Elementary	90072	Public	YES	YES	NO
Margibi	Marshall	Division #39 Elementary School	90089	Private	YES	YES	NO
Margibi	Marshall	Division #4 Elementary	90100	Private	YES	YES	NO
Margibi	Marshall	Division #40 Elementary & Junior P. M	90099	Private	NO	YES	YES
Margibi	Marshall	Division #41 Elementary School	90091	Private	YES	YES	NO
Margibi	Marshall	Division #43 Elementary	90083	Private	YES	YES	NO
Margibi	Marshall	Division #44 Elem/Jr.high School -Am	90094	Private	YES	YES	YES
Margibi	Marshall	Division #44 Elementary &jr.High P.M	90079	Private	YES	YES	YES
Margibi	Marshall	Division #44 kindergarten	90082	Private	YES	YES	NO
Margibi	Marshall	Division #45 Elementary A.M	90095	Private	NO	YES	NO
Margibi	Marshall	Division #45 Elementary P.M	90078	Private	NO	YES	NO
Margibi	Marshall	Division #6 Elementary	90096	Private	YES	YES	NO
Margibi	Marshall	Division #9 Elementary School	90084	Private	YES	YES	NO
Margibi	Marshall	Division# 31 Elementary	90074	Private	YES	YES	NO
Margibi	Marshall	Division# 45 Jr. High A.M.	90086	Private	NO	NO	YES
Margibi	Marshall	Division#40 Elem&Junior High Am	90073	Private	YES	YES	NO
Margibi	Marshall	Divisioon #5 School	90081	Private	YES	YES	NO
Margibi	Marshall	Dolo Town	90001	Public	YES	YES	YES
Margibi	Marshall	Duazon Public	90070	Public	YES	YES	YES
Margibi	Marshall	Ellen Johnson Sirleaf	90007	Public	YES	YES	NO
Margibi	Marshall	Firestone Senior High School	90077	Private	NO	NO	YES
Margibi	Marshall	Gbenwein Public School	90015	Public	YES	YES	YES
Margibi	Marshall	Gleebar-Ta Public School	90131	Public	YES	YES	NO
Margibi	Marshall	Harbel Multilateral	90129	Public	NO	NO	YES
Margibi	Marshall	I J Williams UMS	90071	Religious/Mission	YES	YES	YES
Margibi	Marshall	John Payne Mitchell Public	90067	Public	YES	YES	YES
Margibi	Marshall	Kpor Town	90004	Public	YES	YES	YES
Margibi	Marshall	Laying Kids Foundation	90014	Private	YES	YES	NO
Margibi	Marshall	Lloydsville	90005	Public	YES	YES	NO
Margibi	Marshall	Mambahn	90008	Public	YES	YES	NO
Margibi	Marshall	Mende Town Public School	90018	Public	YES	YES	NO
Margibi	Marshall	Peter Town Public	90052	Public	YES	YES	YES
Margibi	Marshall	R. S. Caulfield	90017	Public	YES	YES	YES
Margibi	Marshall	R.I.A.	90006	Public	YES	YES	YES
Margibi	Marshall	Snafu Dock Community School	90016	Public	YES	YES	NO
Margibi	Marshall	U-T YMCA Community School	90051	Community	YES	YES	YES
Margibi	Marshall	Wehn Town School	90013	Public	YES	YES	NO
Margibi	Marshall	Women /Children Reb, Resouce, Center	90101	Private	NO	YES	NO
Maryland	Barrobo I- Dougbe	Barrobo Central High	100100	Public	NO	NO	YES
Maryland	Barrobo I- Dougbe	Dugboken Elem/Jr.High	100088	Public	NO	YES	YES
Maryland	Barrobo I- Dougbe	Gbadweh Public Elem	100103	Public	YES	YES	NO
Maryland	Barrobo I- Dougbe	Gborfoi Wonasue Institute	100097	Public	YES	YES	NO
Maryland	Barrobo I- Dougbe	Hinneh Tugba	100106	Public	YES	YES	NO
Maryland	Barrobo I- Dougbe	Isaac S. Tanwin Elem	100093	Public	YES	YES	NO
Maryland	Barrobo I- Dougbe	J.Bardio Godfery	100078	Public	YES	YES	NO
Maryland	Barrobo I- Dougbe	James T. Hinneh	100095	Public	YES	YES	NO
Maryland	Barrobo I- Dougbe	Kehjue Elem School	100084	Public	NO	YES	NO
Maryland	Barrobo I- Dougbe	Sokpaken Elem	100104	Public	YES	YES	NO
Maryland	Barrobo I- Dougbe	Tarjoe Gaysue Elem.	100101	Public	YES	YES	NO
Maryland	Barrobo II- Nyonken	Diabe Blaleh Elementaey	100087	Public	YES	YES	NO
Maryland	Barrobo II- Nyonken	James Boygeh K. G. School	100090	Public	YES	NO	NO
Maryland	Barrobo II- Nyonken	Jasper W. Yeah Elem.	100116	Public	YES	YES	NO
Maryland	Barrobo II- Nyonken	Joe Tealeh Elementary School	100099	Public	YES	YES	NO
Maryland	Barrobo II- Nyonken	John Saylee Elementary School	100102	Public	YES	YES	NO
Maryland	Barrobo II- Nyonken	Koffeh Elementary and Junior High School	100105	Public	YES	YES	YES
Maryland	Barrobo II- Nyonken	Newenken Elementary and Junior High School	100107	Public	NO	YES	NO
Maryland	Barrobo II- Nyonken	Sampson Goe Elem	100079	Public	YES	YES	NO
Maryland	Barrobo II- Nyonken	Sellie Elementary and Junior High School	100094	Public	YES	YES	YES
Maryland	Harper I	Cape Palmas	100037	Public	NO	NO	YES
Maryland	Harper I	Cavalla Public School	100075	Public	YES	YES	NO
Maryland	Harper I	East Harper	100049	Public	NO	YES	YES
Maryland	Harper I	J. S Pratt United Methodist School	100071	Religious/Mission	NO	YES	YES
Maryland	Harper I	jacksonville	100036	Public	NO	YES	YES
Maryland	Harper I	Pedobo Elem	100035	Public	YES	YES	NO
Maryland	Harper I	Pullah Elem Public School	100081	Public	YES	YES	NO
Maryland	Harper I	Sarah Elizabeth Gibson	100038	Public	YES	YES	NO
Maryland	Harper I	Yookuoi PublicSchool	100067	Public	YES	YES	NO
Maryland	Harper II	A. Dash Wilson	100045	Public	NO	YES	YES

County	District	School Name	EMIS Code	Type	ECE	Primary	Secondary
Maryland	Harper II	Agnes Thompson	100047	Public	YES	YES	NO
Maryland	Harper II	Big Town	100043	Public	NO	YES	NO
Maryland	Harper II	E othello Gongar	100046	Public	NO	YES	YES
Maryland	Harper II	G. T Brewer Elementary & Junior High School	100085	Public	NO	YES	YES
Maryland	Harper II	Harper Demonstration	100092	Public	NO	YES	YES
Maryland	Harper II	John Hilary Tubman	100050	Public	NO	YES	YES
Maryland	Harper II	Nathan Barnes	100042	Public	YES	YES	NO
Maryland	Karleway 1	Dorrobo	100014	Public	YES	YES	NO
Maryland	Karleway 1	Gbalaken	100015	Public	YES	YES	NO
Maryland	Karleway 1	Gbeaken Elementary	100083	Public	YES	YES	NO
Maryland	Karleway 1	Gbiabo	100082	Public	YES	YES	NO
Maryland	Karleway 1	Jleloken	100013	Public	YES	YES	NO
Maryland	Karleway 1	Karloken	100012	Public	NO	NO	YES
Maryland	Karleway 1	Karloken Demonstration	100008	Public	NO	YES	NO
Maryland	Karleway 1	New Life ELC KG & Elementary	100096	Community	YES	YES	NO
Maryland	Karleway 1	Samuel B. Martin	100011	Public	YES	YES	NO
Maryland	Karleway 1	St. Joseph Community	100089	Community	YES	YES	NO
Maryland	Karleway 1	Suasu	100016	Public	YES	YES	NO
Maryland	Karleway 1	Susanna P. Brewer	100086	Public	YES	YES	NO
Maryland	Karleway 1	Wuluken	100009	Public	YES	YES	NO
Maryland	Karleway II	Blagyecken Public	100053	Public	YES	YES	NO
Maryland	Karleway II	Boniken Public	100068	Public	YES	YES	YES
Maryland	Karleway II	Doloken Public	100061	Public	YES	YES	NO
Maryland	Karleway II	Gbawanken Public	100074	Public	YES	YES	NO
Maryland	Karleway II	Gbon	100030	Public	YES	YES	NO
Maryland	Karleway II	Henogbe Public School	100115	Public	YES	YES	NO
Maryland	Karleway II	Isaiah Tayee Nyemah	100056	Public	YES	YES	NO
Maryland	Karleway II	Manolu	100029	Public	YES	YES	YES
Maryland	Karleway II	Nyaune Wessinken	100032	Public	YES	YES	NO
Maryland	Karleway II	Rocktown Kunokudi Public	100080	Public	YES	YES	NO
Maryland	Karleway II	Tugbaken Public	100065	Public	YES	YES	NO
Maryland	Karleway II	Wedeken Public	100063	Public	YES	YES	NO
Maryland	Karleway II	Wlowien	100034	Public	YES	YES	NO
Maryland	Karleway II	Yederobo	100031	Public	YES	YES	NO
Maryland	Karleway II	Yederobo Wisseken Public	100059	Public	YES	YES	NO
Maryland	Karleway II	Yedogboken Public	100076	Public	YES	YES	NO
Maryland	Karleway II	Yobloken Public School	100114	Public	YES	YES	NO
Maryland	Pleebo	AICA Community	100055	Community	YES	YES	NO
Maryland	Pleebo	Bassa Community Elem.	100060	Community	YES	YES	NO
Maryland	Pleebo	Ben T. Russell Community	100069	Community	YES	YES	NO
Maryland	Pleebo	Bishop Leerod Harris	100058	Private	YES	YES	NO
Maryland	Pleebo	Cavalla Kunokudi	100006	Public	YES	YES	NO
Maryland	Pleebo	Children Rescue	100052	Community	YES	YES	NO
Maryland	Pleebo	Diebeville Community	100064	Community	YES	YES	NO
Maryland	Pleebo	First Assembly of God Mission	100057	Religious/Mission	YES	YES	YES
Maryland	Pleebo	Gbolobo	100028	Public	YES	YES	NO
Maryland	Pleebo	Grace Temple	100054	Community	YES	YES	NO
Maryland	Pleebo	Jasper Grant UMS	100051	Religious/Mission	YES	YES	YES
Maryland	Pleebo	Liberian Christian Assemblies	100073	Religious/Mission	YES	YES	YES
Maryland	Pleebo	O.S Collins Baptist High School	100117	Religious/Mission	YES	YES	YES
Maryland	Pleebo	Pleebo	100005	Public	NO	NO	YES
Maryland	Pleebo	Pleebo Comm Elem	100007	Public	NO	YES	NO
Maryland	Pleebo	Pleebo Extension	100004	Public	NO	YES	YES
Maryland	Pleebo	Pleebo Islamic	100066	Private	YES	YES	YES
Maryland	Pleebo	Samuel Davis Community	100062	Community	YES	YES	NO
Maryland	Pleebo	St. Andrew Lutheran Elem.	100077	Religious/Mission	YES	YES	NO
Maryland	Pleebo	Tomaul Y. Hoto	100070	Community	YES	YES	NO
Maryland	Pleebo	Tumbake	100002	Public	YES	YES	NO
Maryland	Pleebo	Willie A. Rogers	100003	Public	YES	YES	NO
Maryland	Sodoken	Barraken	100021	Public	NO	YES	YES
Maryland	Sodoken	Central Site	100098	5	NO	NO	YES
Maryland	Sodoken	Central Site Elementary	100112	Private	NO	YES	NO
Maryland	Sodoken	Division #1 Camp 10 Elem.	100108	5	YES	YES	NO
Maryland	Sodoken	Division #5/6 Elementary	100113	Private	YES	YES	NO
Maryland	Sodoken	Division 1/3	100110	Private	YES	YES	NO
Maryland	Sodoken	Fish Town Fordoken	100027	Public	YES	YES	NO
Maryland	Sodoken	Golobo	100018	Public	YES	YES	NO
Maryland	Sodoken	Libsuo Elementary School	100111	Public	YES	YES	NO
Maryland	Sodoken	Old Lady Town	100024	Public	YES	YES	NO
Maryland	Sodoken	Pleebo	100026	Public	NO	NO	YES
Maryland	Sodoken	Pleebo Demonstration	100017	Public	NO	YES	NO
Maryland	Sodoken	Sedeken	100022	Public	YES	YES	NO
Maryland	Sodoken	Stanley Jeh Community	100109	Community	YES	YES	NO
Maryland	Sodoken	Wahde Nyema	100020	Public	YES	YES	NO
Maryland	Sodoken	Wetchoken	100023	Public	YES	YES	NO
MCSS	MCSS	A.Glenn Tubman Elem. & JrHigh School	160012	Public	NO	YES	YES

County	District	School Name	EMIS Code	Type	ECE	Primary	Secondary
MCSS	MCSS	Abedu Bentis	160017	Public	NO	YES	NO
MCSS	MCSS	Boatswain Jr. High	160021	Public	NO	NO	YES
MCSS	MCSS	C. William Brumskine	160002	Public	NO	YES	NO
MCSS	MCSS	C.D.B.King Elem. School	160006	Public	NO	YES	NO
MCSS	MCSS	D. Twe Memorial High School	160018	Public	NO	NO	YES
MCSS	MCSS	Emmanuel W,Johnson Jr High School	160008	Public	NO	NO	YES
MCSS	MCSS	G.W. Gibson High School	160022	Public	NO	NO	YES
MCSS	MCSS	Gaye Town Elwm School	160014	Public	NO	YES	YES
MCSS	MCSS	Lorma Quarter Elem.	160011	Public	NO	YES	NO
MCSS	MCSS	Marviisonii Elementry Jr High	160009	Public	NO	YES	YES
MCSS	MCSS	Matadi Community Elem School	160004	Public	NO	YES	NO
MCSS	MCSS	Matilda Newport Jr. High School	160019	Public	NO	NO	YES
MCSS	MCSS	Monrovia Elem. Demonstration	160001	Public	NO	YES	NO
MCSS	MCSS	Moses K. Weefur	160013	Public	NO	YES	NO
MCSS	MCSS	N.V.Massaquoi Elem. School	160016	Public	YES	YES	NO
MCSS	MCSS	Point Four Elementry School	160003	Public	NO	YES	NO
MCSS	MCSS	Rebecca J. Wilson Elem . Sch	160020	Public	NO	YES	NO
MCSS	MCSS	Slipway Elementry School	160015	Public	NO	YES	NO
MCSS	MCSS	St Paul Bridge Elem School	160010	Public	NO	YES	NO
MCSS	MCSS	William V.S.Tubman High School	160005	Public	NO	NO	YES
Montserrado	Cayersburg	All Gods Children	110336	Religious/Mission	YES	YES	NO
Montserrado	Cayersburg	Careysburg Public Elem.	110355	Public	YES	YES	NO
Montserrado	Cayersburg	Careysburg Public School	110056	Public	NO	NO	YES
Montserrado	Cayersburg	Charles B. Harris	110445	Private	YES	YES	NO
Montserrado	Cayersburg	Charles B. Harris Memorial	110338	Private	YES	YES	NO
Montserrado	Cayersburg	Christ Evangelistic School System	110065	Private	YES	YES	NO
Montserrado	Cayersburg	Flahns Town Public	110358	Public	YES	YES	NO
Montserrado	Cayersburg	Frank Town Public School	110361	Public	YES	YES	NO
Montserrado	Cayersburg	Garzon Public School	110356	Public	YES	YES	NO
Montserrado	Cayersburg	In-Touch Public School	110354	Public	YES	YES	NO
Montserrado	Cayersburg	John S. Varfley	110039	Public	YES	YES	YES
Montserrado	Cayersburg	King Farm Public School	110078	Public	YES	YES	YES
Montserrado	Cayersburg	Kingsville Public School	110359	Public	NO	YES	YES
Montserrado	Cayersburg	Kolleh Town Elem School	110337	Public	YES	YES	NO
Montserrado	Cayersburg	Liberian Christian Youth Mission	110446	Religious/Mission	YES	YES	YES
Montserrado	Cayersburg	Lydia B. Sando	110360	Religious/Mission	YES	YES	NO
Montserrado	Cayersburg	Marchee Town Public School	110035	Public	YES	YES	NO
Montserrado	Cayersburg	Milkenium Christian Academy	110357	Religious/Mission	YES	YES	NO
Montserrado	Cayersburg	Mt. Galilee Day Care / Elem.	110044	Private	YES	YES	NO
Montserrado	Cayersburg	mt. Victoria Thomas Orp School	110335	Private	YES	YES	YES
Montserrado	Cayersburg	Nyemah Town Public School	110074	Public	YES	YES	NO
Montserrado	Cayersburg	Palmgrove Assenbly of God Mission	110053	Religious/Mission	YES	YES	YES
Montserrado	Cayersburg	Tartee Town Public School	110334	Public	YES	YES	NO
Montserrado	Cayersburg	Tree of Life Academy	110444	Religious/Mission	YES	YES	NO
Montserrado	Cayersburg	Upper Careysburg Elem. School	110069	Public	YES	YES	NO
Montserrado	Cayersburg	VOA Public School	110072	Public	YES	YES	NO
Montserrado	Cayersburg	Walker Town Public School	110059	Public	YES	YES	NO
Montserrado	Cayersburg	Zion Academy	110339	Religious/Mission	YES	YES	NO
Montserrado	Greater Monrovia No.1	A.T. Warner High	110274	Private	YES	YES	YES
Montserrado	Greater Monrovia No.1	Acres of Hope Rock Hill Community School	110183	Private	YES	YES	NO
Montserrado	Greater Monrovia No.1	Adorkor Resource Center	110331	Community	YES	YES	NO
Montserrado	Greater Monrovia No.1	African Cooperative School	110294	Private	YES	YES	NO
Montserrado	Greater Monrovia No.1	African Dream Academy	110109	Private	YES	YES	NO
Montserrado	Greater Monrovia No.1	AGM High School	110199	Religious/Mission	NO	YES	YES
Montserrado	Greater Monrovia No.1	ALCAH Mem. Preparatory School	110309	Private	YES	YES	NO
Montserrado	Greater Monrovia No.1	All God Children School	110179	Private	YES	YES	YES
Montserrado	Greater Monrovia No.1	Alpha Academy	110330	Private	YES	YES	YES
Montserrado	Greater Monrovia No.1	Angels-Net Foundation School	110341	Private	YES	YES	YES
Montserrado	Greater Monrovia No.1	Apostolic Foundation	110135	Religious/Mission	NO	YES	YES
Montserrado	Greater Monrovia No.1	Barnes Foundation School	110196	Private	YES	YES	YES
Montserrado	Greater Monrovia No.1	Beawo Baptist School System	110244	Private	YES	YES	YES
Montserrado	Greater Monrovia No.1	Best Brains Academy	110133	Private	YES	YES	YES
Montserrado	Greater Monrovia No.1	Bethesda Christian Mission School	110325	Religious/Mission	YES	YES	YES
Montserrado	Greater Monrovia No.1	Bridge of Hope School	110205	Religious/Mission	NO	YES	NO
Montserrado	Greater Monrovia No.1	Carver Mission Academy	110329	Religious/Mission	YES	YES	YES
Montserrado	Greater Monrovia No.1	Charity Community School System	110188	Private	YES	YES	NO
Montserrado	Greater Monrovia No.1	Charmmett Daycare & Elementary	110311	Private	NO	YES	NO
Montserrado	Greater Monrovia No.1	Child Development Academy	110306	Private	YES	YES	YES
Montserrado	Greater Monrovia No.1	Children Assistance Program Early Childhood Development	110212	Community	YES	YES	NO
Montserrado	Greater Monrovia No.1	Christ the King Foundation School System	110317	Religious/Mission	YES	YES	YES
Montserrado	Greater Monrovia No.1	Christian Education Foundation	110301	Private	YES	YES	NO

County	District	School Name	EMIS Code	Type	ECE	Primary	Secondary
		School					
Montserrado	Greater Monrovia No.1	Christian Faith Mission School	110323	Religious/Mission	YES	YES	YES
Montserrado	Greater Monrovia No.1	Christian Rescue Academy	110150	Private	YES	YES	NO
Montserrado	Greater Monrovia No.1	Conqueror Academy Elem & Jr High	110105	Private	YES	YES	YES
Montserrado	Greater Monrovia No.1	Covenant Nurturing Center	110116	Private	YES	YES	NO
Montserrado	Greater Monrovia No.1	David Lombel Memorial Institute	110320	Private	YES	YES	YES
Montserrado	Greater Monrovia No.1	Doelakeh Memorial School	110322	Private	NO	YES	YES
Montserrado	Greater Monrovia No.1	Don Bosco Technical High	110242	Religious/Mission	NO	YES	YES
Montserrado	Greater Monrovia No.1	Dorcas Academy	110310	Private	YES	YES	NO
Montserrado	Greater Monrovia No.1	Dya-wulu cooperative Learning Center	110315	Private	YES	YES	NO
Montserrado	Greater Monrovia No.1	Early Child Foundtion Daycare & Elem	110129	Private	YES	YES	NO
Montserrado	Greater Monrovia No.1	Faith Foundation School	110314	Private	YES	YES	YES
Montserrado	Greater Monrovia No.1	Faith Open Bible Standard School	110207	Private	YES	YES	NO
Montserrado	Greater Monrovia No.1	Free Pentecostal Global Mission High School	110185	Religious/Mission	NO	YES	YES
Montserrado	Greater Monrovia No.1	Global Care Mission Academy	110202	Private	YES	YES	YES
Montserrado	Greater Monrovia No.1	Grace Christian Academy	110303	Private	YES	YES	YES
Montserrado	Greater Monrovia No.1	Grace Community School System	110312	Public	YES	YES	YES
Montserrado	Greater Monrovia No.1	Grace United Christian Academy	110332	Private	YES	YES	NO
Montserrado	Greater Monrovia No.1	Greater Grace Academy	110120	Private	YES	YES	YES
Montserrado	Greater Monrovia No.1	Highway Christian Academy	110321	Private	YES	YES	YES
Montserrado	Greater Monrovia No.1	Hope Academy	110177	Private	YES	YES	YES
Montserrado	Greater Monrovia No.1	Hungerpiller Mission Academy	110293	Religious/Mission	YES	YES	YES
Montserrado	Greater Monrovia No.1	Immanuel Christian Academy	110300	Religious/Mission	YES	YES	YES
Montserrado	Greater Monrovia No.1	James Kin Freeman Elem/Jr High School	110326	Private	YES	YES	YES
Montserrado	Greater Monrovia No.1	Kendeja Elem School	110142	Public	YES	YES	NO
Montserrado	Greater Monrovia No.1	Kendeja High School	110172	Public	NO	NO	YES
Montserrado	Greater Monrovia No.1	Levi C. Williams Maddle School	110302	Private	NO	NO	YES
Montserrado	Greater Monrovia No.1	Lewis A. Thomas Ele Jr High	110296	Private	YES	YES	YES
Montserrado	Greater Monrovia No.1	Love International Preparatory School	110307	Private	YES	YES	YES
Montserrado	Greater Monrovia No.1	Ma Nor Tarplah Giple	110101	Private	YES	YES	NO
Montserrado	Greater Monrovia No.1	Magdalane Tate Institute	110189	Private	YES	YES	NO
Montserrado	Greater Monrovia No.1	Maretha International Preparatory High School	110464	Private	YES	YES	YES
Montserrado	Greater Monrovia No.1	Mary Help of Christians Catholic High School	110297	Private	YES	YES	YES
Montserrado	Greater Monrovia No.1	Mary Lauren Brown School of Excellence	110308	Private	NO	YES	NO
Montserrado	Greater Monrovia No.1	Monrovia Open Bible Standard School	110208	Religious/Mission	NO	YES	YES
Montserrado	Greater Monrovia No.1	Morris Preparatory School	110313	Private	YES	YES	NO
Montserrado	Greater Monrovia No.1	New Life in Christ School	110328	Private	YES	YES	NO
Montserrado	Greater Monrovia No.1	Norma E. Williams Institute	110204	Private	YES	YES	YES
Montserrado	Greater Monrovia No.1	Nyenoweh Eston Preparatory School	110112	Private	YES	YES	NO
Montserrado	Greater Monrovia No.1	Omize Academy	110174	Private	YES	YES	NO
Montserrado	Greater Monrovia No.1	Overcomers Assembly International Academy	110146	Private	YES	YES	NO
Montserrado	Greater Monrovia No.1	Praise Foundation Daycare & Primary School	110200	Private	YES	YES	NO
Montserrado	Greater Monrovia No.1	Prime System School of Christ	110345	Private	YES	YES	YES
Montserrado	Greater Monrovia No.1	Prince of Wales	110122	Private	YES	YES	NO
Montserrado	Greater Monrovia No.1	R.C.Lawson Institute	110243	Private	NO	NO	YES
Montserrado	Greater Monrovia No.1	Raingar Nursery & Elem School	110145	Private	YES	YES	NO
Montserrado	Greater Monrovia No.1	Rev. Dr. Emmanuel J. Hunter	110316	Private	YES	YES	NO
Montserrado	Greater Monrovia No.1	Rock of Divine Academy	110344	Private	YES	YES	YES
Montserrado	Greater Monrovia No.1	Royall Kids Academy America School System	110299	Private	YES	YES	NO
Montserrado	Greater Monrovia No.1	S.D.Mayson Memorial School	110298	Private	YES	YES	YES
Montserrado	Greater Monrovia No.1	School of Christ	110181	Private	YES	YES	YES
Montserrado	Greater Monrovia No.1	Sis Kathleen McGuire Mem Cath St Thomas Episcopal Church School	110125	Religious/Mission	YES	YES	YES
Montserrado	Greater Monrovia No.1	Top International School	110471	Religious/Mission	NO	YES	NO
Montserrado	Greater Monrovia No.1	Trumpet Of God Institute	110333	Religious/Mission	YES	YES	NO
Montserrado	Greater Monrovia No.1	TTCom Pre. & Elem School System	110119	Private	YES	YES	YES
Montserrado	Greater Monrovia No.1	Victory Chapel School System	110211	Religious/Mission	YES	YES	NO
Montserrado	Greater Monrovia No.1	Victory Chapel School System	110295	Private	YES	YES	YES
Montserrado	Greater Monrovia No.1	Vine School System of Christ	110319	Private	YES	YES	YES
Montserrado	Greater Monrovia No.1	Vision Christian Academy	110127	Private	YES	YES	NO
Montserrado	Greater Monrovia No.1	Wesleyan Christian Academy	110191	Religious/Mission	YES	YES	YES
Montserrado	Greater Monrovia No.1	Williamae C Jones Academy	110111	Religious/Mission	YES	YES	YES
Montserrado	Greater Monrovia No.1	Willie Belleh Memorial Academy	110490	Private	YES	YES	YES

County	District	School Name	EMIS Code	Type	ECE	Primary	Secondary
Montserrado	Greater Monrovia No.1	Wisdom Comm School	110194	Private	YES	YES	YES
Montserrado	Greater Monrovia No.1	World Harvest Christian School	110197	Private	YES	YES	YES
Montserrado	Greater Monrovia No.1	Yeat Daycare, Elem & Jr High School	110136	Private	YES	YES	NO
Montserrado	Greater Monrovia No.2	Academy Treasury Academy	110383	Private	YES	YES	NO
Montserrado	Greater Monrovia No.2	Advent Christian Institute	110158	Private	YES	YES	NO
Montserrado	Greater Monrovia No.2	Africa Gospel League Community School	110270	Community	YES	YES	YES
Montserrado	Greater Monrovia No.2	Alhaji Alpha English, Arabic and French School	110372	Private	YES	YES	NO
Montserrado	Greater Monrovia No.2	Assembly of God High School	110434	Religious/Mission	YES	YES	YES
Montserrado	Greater Monrovia No.2	Augustus F. Cain Primary	110269	Public	YES	YES	NO
Montserrado	Greater Monrovia No.2	B.W Episcopal School	110473	Private	YES	YES	YES
Montserrado	Greater Monrovia No.2	B.W Payne	110007	Public	YES	YES	NO
Montserrado	Greater Monrovia No.2	Berea Christian Institute	110475	Private	YES	YES	NO
Montserrado	Greater Monrovia No.2	Bishop L.J. Barnes Grandoe School	110253	Religious/Mission	YES	YES	YES
Montserrado	Greater Monrovia No.2	C.K. Johnson School	110467	Community	YES	YES	NO
Montserrado	Greater Monrovia No.2	Charles Kennedy Elementary	110118	Private	YES	YES	NO
Montserrado	Greater Monrovia No.2	Children Rehabilitation Elem School	110469	Community	YES	YES	NO
Montserrado	Greater Monrovia No.2	Christ Our Foundation School	110424	Private	YES	YES	YES
Montserrado	Greater Monrovia No.2	Christ Worthy	110258	Religious/Mission	YES	YES	NO
Montserrado	Greater Monrovia No.2	Christadelphian Meal_A_Day Academy	110254	Religious/Mission	YES	YES	YES
Montserrado	Greater Monrovia No.2	Chrys Johnson Christian Foundation	110375	Private	YES	YES	NO
Montserrado	Greater Monrovia No.2	Conqueror Christian Foundation Academy	110162	Private	YES	YES	NO
Montserrado	Greater Monrovia No.2	Conquerors Christian Foundation Academy	110246	Private	YES	YES	YES
Montserrado	Greater Monrovia No.2	Early Breed Foundation School	110126	Private	YES	YES	NO
Montserrado	Greater Monrovia No.2	Early World Day Care Elementary Junior High School	110206	Private	YES	YES	NO
Montserrado	Greater Monrovia No.2	Eld. D. Nyesuah Wallace Community School	110152	Community	YES	YES	NO
Montserrado	Greater Monrovia No.2	Elder John Massey High School	110251	Religious/Mission	YES	YES	YES
Montserrado	Greater Monrovia No.2	Elijah Johnson Elementary School	110168	Private	YES	YES	NO
Montserrado	Greater Monrovia No.2	Elizebeth Crawford Memorial High School	110377	Private	YES	YES	YES
Montserrado	Greater Monrovia No.2	Emmanuel Temple A. G. M School	110171	Religious/Mission	YES	YES	YES
Montserrado	Greater Monrovia No.2	Excellent Kids Institute	110423	Private	YES	YES	NO
Montserrado	Greater Monrovia No.2	Faith in Christ School System	110468	Religious/Mission	YES	YES	YES
Montserrado	Greater Monrovia No.2	Faith Mission Tempie School System	110367	Community	YES	YES	NO
Montserrado	Greater Monrovia No.2	Fanima Islamic School	110067	Religious/Mission	YES	YES	YES
Montserrado	Greater Monrovia No.2	G.L.Foulkner Baptist Institute	110268	Private	YES	YES	NO
Montserrado	Greater Monrovia No.2	Garden of Life Christian Academy	110378	Private	YES	YES	NO
Montserrado	Greater Monrovia No.2	George & Logan Elem.Jr. High School	110379	Private	YES	YES	YES
Montserrado	Greater Monrovia No.2	Godwin Preparatory School	110141	Private	YES	YES	YES
Montserrado	Greater Monrovia No.2	Grace and Glory Academy	110144	Private	YES	YES	NO
Montserrado	Greater Monrovia No.2	Gray D. Allison High School	110425	Public	YES	YES	YES
Montserrado	Greater Monrovia No.2	Greater Vision Christian School	110433	Religious/Mission	YES	YES	YES
Montserrado	Greater Monrovia No.2	Group of 77 School System	110155	Public	YES	YES	NO
Montserrado	Greater Monrovia No.2	Heritage Christian Academy	110259	Religious/Mission	YES	YES	NO
Montserrado	Greater Monrovia No.2	House of Faith Academy	110106	Private	YES	YES	NO
Montserrado	Greater Monrovia No.2	Husmarse Elementary School	110165	Public	YES	YES	NO
Montserrado	Greater Monrovia No.2	Imam Abdullah A. TunisIslamic Institute	110248	Religious/Mission	YES	YES	YES
Montserrado	Greater Monrovia No.2	Island Foundation Preparatory School	110198	Private	YES	YES	NO
Montserrado	Greater Monrovia No.2	J.N.W. Elem.& jr high school	110260	Private	YES	YES	YES
Montserrado	Greater Monrovia No.2	J.W Pearson	110022	Public	YES	YES	NO
Montserrado	Greater Monrovia No.2	Jafaria Islamic School	110187	Private	YES	YES	YES
Montserrado	Greater Monrovia No.2	Joana Anotoe Memorial	110263	Religious/Mission	YES	YES	YES
Montserrado	Greater Monrovia No.2	Juah Sarwee Welfare Inst.	110023	Public	YES	YES	NO
Montserrado	Greater Monrovia No.2	Kids Foundation Academy	110131	Private	YES	YES	NO
Montserrado	Greater Monrovia No.2	king Peter Elem. Jr High Sch.	110266	Community	YES	YES	YES
Montserrado	Greater Monrovia No.2	Kingdom Life Christian Academy	110271	Private	YES	YES	NO
Montserrado	Greater Monrovia No.2	Kongee Konwroh Community School	110075	Community	YES	YES	NO
Montserrado	Greater Monrovia No.2	Lady Erma Children Foundation	110170	Private	YES	YES	NO
Montserrado	Greater Monrovia No.2	Precious Gift International	110363	Private	YES	YES	NO
Montserrado	Greater Monrovia No.2	Leobatt Christian Academy	110262	Religious/Mission	YES	YES	NO
Montserrado	Greater Monrovia No.2	Life & Power Mission School	110250	Religious/Mission	YES	YES	NO

County	District	School Name	EMIS Code	Type	ECE	Primary	Secondary
		Academy					
Montserrado	Greater Monrovia No.2	Light In The Darkness Mission School	110431	Religious/Mission	YES	YES	NO
Montserrado	Greater Monrovia No.2	Linus t. Gogb a Men Day-Care and Elementary	110102	Private	YES	YES	NO
Montserrado	Greater Monrovia No.2	LMA Daycare, Kind.7 Elem Sch.	110261	Private	YES	YES	NO
Montserrado	Greater Monrovia No.2	Love Our Children First Step School	110382	Private	YES	YES	NO
Montserrado	Greater Monrovia No.2	M.J. Nuah English and Islamic High School	110429	Private	YES	YES	YES
Montserrado	Greater Monrovia No.2	Mac Foundation High	110252	Private	YES	YES	YES
Montserrado	Greater Monrovia No.2	Mark J. Richards Memorial High School	110203	Private	YES	YES	YES
Montserrado	Greater Monrovia No.2	Mazarene Elem. School	110371	Community	YES	YES	NO
Montserrado	Greater Monrovia No.2	Momolu Dukuly Arabic And English School	110210	Private	YES	YES	YES
Montserrado	Greater Monrovia No.2	Monjue and Toe Elementary School	110108	Private	YES	YES	NO
Montserrado	Greater Monrovia No.2	Moses G.Klay Memorial School	110366	Private	YES	YES	NO
Montserrado	Greater Monrovia No.2	Muslim Brotherhood Elem. School	110470	Private	YES	YES	NO
Montserrado	Greater Monrovia No.2	Muslim Community School	110190	Community	YES	YES	NO
Montserrado	Greater Monrovia No.2	Naomi J. Jomah Memorial Kingdom	110184	Private	YES	YES	NO
Montserrado	Greater Monrovia No.2	New Era Internation	110373	Private	YES	YES	YES
Montserrado	Greater Monrovia No.2	Ora Modern Community Institute	110114	Religious/Mission	YES	YES	YES
Montserrado	Greater Monrovia No.2	Palm SDA Elem/Jr High School	110123	Religious/Mission	YES	YES	YES
Montserrado	Greater Monrovia No.2	Precious Jewels Day Care and Primary School	110094	Private	YES	YES	NO
Montserrado	Greater Monrovia No.2	R. D. Tarpeh Community	110147	Community	YES	YES	NO
Montserrado	Greater Monrovia No.2	Rev. K.A. Brefo Academy	110462	Religious/Mission	YES	YES	NO
Montserrado	Greater Monrovia No.2	Richarl M Niton Institute	110432	Private	YES	YES	YES
Montserrado	Greater Monrovia No.2	Rock Town Point Academy	110381	Private	NO	YES	YES
Montserrado	Greater Monrovia No.2	Royal Family Academy	110442	Private	YES	YES	YES
Montserrado	Greater Monrovia No.2	Royal Foundation Day -Care	110428	Private	YES	YES	NO
Montserrado	Greater Monrovia No.2	Salafiya Grammar School	110098	Private	YES	YES	YES
Montserrado	Greater Monrovia No.2	Samuel Slewion Doe memorial Institute	110430	Religious/Mission	YES	YES	YES
Montserrado	Greater Monrovia No.2	Samuel T. Kun Memorial Institue	110247	Religious/Mission	YES	YES	NO
Montserrado	Greater Monrovia No.2	Shah Taj Ahmadiyya	110249	Religious/Mission	YES	YES	YES
Montserrado	Greater Monrovia No.2	Sis. Comforts Memorial Institute	110474	Private	YES	YES	NO
Montserrado	Greater Monrovia No.2	Solid Christian Foundation and KinderCare	110472	Private	YES	YES	NO
Montserrado	Greater Monrovia No.2	Solid Education School System	110173	Private	YES	YES	NO
Montserrado	Greater Monrovia No.2	Soniwein	110017	Public	YES	YES	NO
Montserrado	Greater Monrovia No.2	Source Institute	110176	Community	YES	YES	NO
Montserrado	Greater Monrovia No.2	St Mary Catholic School	110209	Religious/Mission	YES	YES	YES
Montserrado	Greater Monrovia No.2	St Paul Day Care Elementary and Junior High School	110201	Private	YES	YES	YES
Montserrado	Greater Monrovia No.2	St. Edward Catholic School	110463	Religious/Mission	YES	YES	YES
Montserrado	Greater Monrovia No.2	St. George Day Care and Primary School	110090	Private	YES	YES	NO
Montserrado	Greater Monrovia No.2	St. Lawrence Elem. Jr High	110369	Private	YES	YES	YES
Montserrado	Greater Monrovia No.2	St. Mathew UM School	110426	Religious/Mission	YES	YES	YES
Montserrado	Greater Monrovia No.2	St. Samuel High School	110178	Private	YES	YES	YES
Montserrado	Greater Monrovia No.2	St. Simon Baptist School System	110267	Religious/Mission	NO	YES	YES
Montserrado	Greater Monrovia No.2	St.Martha Bilingual Academy	110376	Private	YES	YES	NO
Montserrado	Greater Monrovia No.2	Star of the Sea Catholic School	110193	Religious/Mission	YES	YES	NO
Montserrado	Greater Monrovia No.2	Tasama Child Care And Development Center	110365	Community	YES	YES	NO
Montserrado	Greater Monrovia No.2	Teebey Memorial Academy	110427	Private	NO	YES	YES
Montserrado	Greater Monrovia No.2	The Salvation Army P/E School	110195	Religious/Mission	YES	YES	NO
Montserrado	Greater Monrovia No.2	Trinity United Methodist School	110461	Religious/Mission	YES	YES	YES
Montserrado	Greater Monrovia No.2	United African Writing	110257	Private	YES	YES	NO
Montserrado	Greater Monrovia No.2	Valentine Brown Memoria	110265	Private	YES	YES	YES
Montserrado	Greater Monrovia No.2	Victory Christian School System	110362	Religious/Mission	YES	YES	NO
Montserrado	Greater Monrovia No.2	William Lee Bonner Elem.&Jr high school	110245	Private	YES	YES	YES
Montserrado	Left Bank No.1	Barnesville Public School	110402	Community	YES	YES	YES
Montserrado	Left Bank No.1	Bessidag Mission School	110386	Private	YES	YES	YES
Montserrado	Left Bank No.1	Body of Christ Academy	110399	Private	YES	YES	YES
Montserrado	Left Bank No.1	Child Development Academy	110384	Private	YES	YES	YES
Montserrado	Left Bank No.1	Christian Care Foundation	110398	Private	YES	YES	YES
Montserrado	Left Bank No.1	Elizebah Cilem Schhol	110396	Private	YES	YES	NO
Montserrado	Left Bank No.1	Euphemia K Abdullai	110400	Community	YES	YES	NO
Montserrado	Left Bank No.1	Europa Johnson Foundation	110387	Private	YES	YES	NO
Montserrado	Left Bank No.1	Ever The Jonathan Goodridge	110466	Public	NO	YES	YES
Montserrado	Left Bank No.1	First Apostolic Foundation School	110465	Religious/Mission	YES	YES	YES
Montserrado	Left Bank No.1	Hancol preparatory Primary And	110390	Private	YES	YES	YES



County	District	School Name	EMIS Code	Type	ECE	Primary	Secondary
		Jr HIGH School					
Montserrado	Left Bank No.1	Hope Intl High School	110397	Private	YES	YES	YES
Montserrado	Left Bank No.1	Konuwa Schools System	110403	Private	YES	YES	YES
Montserrado	Left Bank No.1	Lensue Nursery &Elementry School	110389	Private	YES	YES	NO
Montserrado	Left Bank No.1	Lombardia Intl School System	110388	Private	YES	YES	YES
Montserrado	Left Bank No.1	Restore Future Elem.School	110395	Private	YES	YES	NO
Montserrado	Left Bank No.1	Revelation S.D.A.High School	110401	Religious/Mission	NO	NO	YES
Montserrado	Left Bank No.1	Ronald Reagan Institute	110385	Private	YES	YES	NO
Montserrado	Left Bank No.1	Special Project Elem, Jr&Sno High School	110394	Community	NO	YES	YES
Montserrado	Left Bank No.1	St.Margarets School System	110391	Private	YES	YES	YES
Montserrado	Left Bank No.1	United World Mission Com Elem School	110393	Community	NO	YES	NO
Montserrado	Left Bank No.1	Withergreen Foundation School	110392	Private	YES	YES	NO
Montserrado	Left Bank No.2	Antoinette Tubman	110031	Public	YES	YES	YES
Montserrado	Left Bank No.2	Charity Community Institute	110438	Community	YES	YES	NO
Montserrado	Left Bank No.2	Dellanna West O Brien	110082	Religious/Mission	YES	YES	YES
Montserrado	Left Bank No.2	Dix-ville	110024	Public	YES	YES	YES
Montserrado	Left Bank No.2	Earley Community School	110103	Private	YES	YES	NO
Montserrado	Left Bank No.2	Elizabeth Tubman Memorial Institute ETMI	110440	Public	YES	YES	YES
Montserrado	Left Bank No.2	Euphemia Barclay	110027	Public	YES	YES	NO
Montserrado	Left Bank No.2	Feed My People School System	110107	Private	YES	YES	YES
Montserrado	Left Bank No.2	Fendell	110030	Public	YES	YES	NO
Montserrado	Left Bank No.2	Frank E.Tolbert	110032	Public	NO	NO	YES
Montserrado	Left Bank No.2	Gbokolleh	110029	Public	YES	YES	NO
Montserrado	Left Bank No.2	Harrisbury	110025	Public	YES	YES	YES
Montserrado	Left Bank No.2	Heart Of Grace High	110047	Private	YES	YES	YES
Montserrado	Left Bank No.2	Holy Family Catholic School	110117	Religious/Mission	YES	YES	YES
Montserrado	Left Bank No.2	Jesus Christ Childrens Community Public School	110459	Public	YES	YES	YES
Montserrado	Left Bank No.2	Johnsonville	110028	Public	YES	YES	YES
Montserrado	Left Bank No.2	Louisiana Public School	110113	Public	YES	YES	NO
Montserrado	Left Bank No.2	Olurem Tinubu Public School	110086	Public	YES	YES	YES
Montserrado	Left Bank No.2	Revival Fellowship Community School	110089	Religious/Mission	YES	YES	NO
Montserrado	Left Bank No.2	Sims Commnuity Elem & Jr. High	110437	Public	NO	YES	YES
Montserrado	Left Bank No.2	Yes Vine Institute	110441	Private	YES	YES	YES
Montserrado	Left Bank No.2	Youth Camp. Public School	110085	Public	YES	YES	NO
Montserrado	Paynessville	Aaron G.Burgess Memorial Academy	110087	Private	YES	YES	NO
Montserrado	Paynessville	Abundant Grece School	110486	Private	YES	YES	NO
Montserrado	Paynessville	Akelia Lena Resouce Center	110083	Private	YES	YES	YES
Montserrado	Paynessville	Alice Ziah Christian School System	110068	Private	YES	YES	NO
Montserrado	Paynessville	Ann Daycare & Preparatory Academy	110055	Religious/Mission	YES	YES	NO
Montserrado	Paynessville	Ann Sandebell Independent School	110282	Community	YES	YES	YES
Montserrado	Paynessville	Briether Day Elemenantry ,Junor & Senoir high school	110478	Private	YES	YES	YES
Montserrado	Paynessville	Calvery Temple A.G. Mission School	110476	Religious/Mission	YES	YES	YES
Montserrado	Paynessville	Carlyn A Miller High	110275	Private	YES	YES	YES
Montserrado	Paynessville	Charles B. Holmes	110342	Private	YES	YES	NO
Montserrado	Paynessville	Christ Evangelical Lutheran School	110281	Religious/Mission	YES	YES	YES
Montserrado	Paynessville	Christ Academy International	110091	Private	YES	YES	YES
Montserrado	Paynessville	Christian Rescue Mission	110480	Private	YES	YES	YES
Montserrado	Paynessville	Crystal Foundation Resource Center	110280	Private	YES	YES	NO
Montserrado	Paynessville	David K. Garbo Christian Academy	110327	Private	YES	YES	YES
Montserrado	Paynessville	Deborah K Moore B & D Model School	110054	Private	YES	YES	NO
Montserrado	Paynessville	Dominion Christian Acadamy	110182	Religious/Mission	YES	YES	YES
Montserrado	Paynessville	Ed-U-Care Academia of Learning	110175	Private	YES	YES	YES
Montserrado	Paynessville	Elect Saints Lutheran School System	110290	Private	YES	YES	YES
Montserrado	Paynessville	Emmanuel T. Fayaiah Mission	110286	Religious/Mission	YES	YES	NO
Montserrado	Paynessville	Excellent Foundation Academy	110324	Private	YES	YES	NO
Montserrado	Paynessville	Fair Field Baptist School	110079	Private	YES	YES	YES
Montserrado	Paynessville	Faith Christian Academy	110447	Private	YES	YES	NO
Montserrado	Paynessville	Feed My Lambs Elem. &Jr High	110169	Private	YES	YES	YES
Montserrado	Paynessville	F-Sham Of Faith Girl Academy	110038	Private	YES	YES	YES
Montserrado	Paynessville	Gayee Trade Intel. School Ars Temple	110340	Private	YES	YES	NO
Montserrado	Paynessville	Gilgal Mission School	110063	Private	NO	YES	YES

County	District	School Name	EMIS Code	Type	ECE	Primary	Secondary
Montserrado	Paynessville	Global Commission Interchristen School	110285	Private	YES	YES	YES
Montserrado	Paynessville	Gods Glory Free Pentecostal Mission	110458	Religious/Mission	YES	YES	YES
Montserrado	Paynessville	Grace Foundation Elem. Sch.	110288	Private	YES	YES	NO
Montserrado	Paynessville	Grace Preparatory Elementary	110456	Private	YES	YES	NO
Montserrado	Paynessville	Greater Outreach Christian Academy	110450	Religious/Mission	YES	YES	YES
Montserrado	Paynessville	Herbert Brewer Community School	110452	Community	YES	YES	YES
Montserrado	Paynessville	Idagine Memorial Resource Center	110279	Private	YES	YES	YES
Montserrado	Paynessville	Ismeal Toure Arabic & English School System	110058	Private	NO	YES	NO
Montserrado	Paynessville	J.K.Demey Memorial	110284	Private	YES	YES	YES
Montserrado	Paynessville	James N. Davies SDA High	110050	Religious/Mission	NO	YES	YES
Montserrado	Paynessville	John Lewis Morris UMS	110457	Religious/Mission	YES	YES	YES
Montserrado	Paynessville	Joy Foundation Mission School	110034	Private	YES	YES	NO
Montserrado	Paynessville	Justice Foundation Day Care And Elem. School	110488	Private	YES	YES	NO
Montserrado	Paynessville	Kenday International School	110186	Private	YES	YES	YES
Montserrado	Paynessville	Kollah Foundation Inst	110070	Private	NO	YES	YES
Montserrado	Paynessville	Liberia For Jesus Academy And Orphanage Home	110276	Private	YES	YES	YES
Montserrado	Paynessville	Maggie Lampkins Inst	110052	Religious/Mission	YES	YES	YES
Montserrado	Paynessville	Mahdei Memorial Institute	110483	Private	YES	YES	YES
Montserrado	Paynessville	Maretha Internation School	110485	Private	YES	YES	YES
Montserrado	Paynessville	Mary A. Mason Educational Foundation Elementary	110451	Private	YES	YES	NO
Montserrado	Paynessville	Messiah Mission Institute	110477	Religious/Mission	YES	YES	YES
Montserrado	Paynessville	Morris Farm Public School	110287	Public	YES	YES	YES
Montserrado	Paynessville	Mot Marie E. David Elem. & Jr High	110061	Private	YES	YES	YES
Montserrado	Paynessville	Mother Pride Daycare & Elem	110096	Private	YES	YES	NO
Montserrado	Paynessville	Mount Zion Christian Academy	110448	Private	YES	YES	YES
Montserrado	Paynessville	My Brothers Keeper Academy	110460	Private	YES	YES	YES
Montserrado	Paynessville	Norvlin Town Public School	110076	Public	YES	YES	NO
Montserrado	Paynessville	Onance International Christian School	110037	Private	YES	YES	YES
Montserrado	Paynessville	Paynesville Central Academy	110292	Private	NO	YES	YES
Montserrado	Paynessville	Paynesville Central Academy	110071	Private	NO	YES	YES
Montserrado	Paynessville	Paynesville Central Academy	110278	Private	NO	YES	YES
Montserrado	Paynessville	Paynesville Community	110019	Public	NO	YES	YES
Montserrado	Paynessville	Paynesville Community High School	110041	Public	NO	NO	YES
Montserrado	Paynessville	Paynesville Islamic Arabi & Englic School	110180	Private	YES	YES	NO
Montserrado	Paynessville	Paynesville Pillar Of Fire School	110064	Religious/Mission	YES	YES	NO
Montserrado	Paynessville	Pipeline Academy	110487	Community	NO	YES	YES
Montserrado	Paynessville	Pipeline Community Institute	110291	Private	YES	YES	NO
Montserrado	Paynessville	Rescue the Children Academy	110449	Private	YES	YES	NO
Montserrado	Paynessville	Roland Woheel Institute	110049	Private	YES	YES	YES
Montserrado	Paynessville	Roy W. Garway	110454	Private	YES	YES	NO
Montserrado	Paynessville	Royal Academy International School	110479	Religious/Mission	YES	YES	NO
Montserrado	Paynessville	See Faith Elem. School	110484	Private	YES	YES	NO
Montserrado	Paynessville	Seventy Second Public	110489	Public	YES	YES	NO
Montserrado	Paynessville	Shinna Daycare & Primary School	110289	Private	YES	YES	NO
Montserrado	Paynessville	Siloam Pentecostal Mission School	110481	Religious/Mission	YES	YES	YES
Montserrado	Paynessville	St. Matthew Lutheran High School	110273	Religious/Mission	YES	YES	YES
Montserrado	Paynessville	St. Paul Evangelic Lutheran School	110455	Religious/Mission	YES	YES	YES
Montserrado	Paynessville	Temeh Memorial Community Elem. & Jr High School	110277	Community	YES	YES	YES
Montserrado	Paynessville	The Lords Prayer Academy	110482	Religious/Mission	YES	YES	YES
Montserrado	Paynessville	Thomas Buchaba Memorial School System	110343	Private	YES	YES	YES
Montserrado	Paynessville	Twins Academy	110453	Private	YES	YES	NO
Montserrado	Paynessville	Victoria Williams	110066	Private	YES	YES	YES
Montserrado	Paynessville	Victory Christian Academy	110283	Religious/Mission	YES	YES	YES
Montserrado	Paynessville	Webs International Day Care & Primary	110095	Private	YES	YES	NO
Montserrado	Right Bank No.1	Ahtiram Community Institute	110236	Private	YES	YES	YES
Montserrado	Right Bank No.1	Apostolic Christian Foundation	110436	Private	YES	YES	NO
Montserrado	Right Bank No.1	Banjor Central High	110235	Public	YES	YES	YES
Montserrado	Right Bank No.1	Billy Town Public School	110223	Public	YES	YES	NO

County	District	School Name	EMIS Code	Type	ECE	Primary	Secondary
Montserrado	Right Bank No.1	Blamasa Elementary & Jr High	110217	Public	YES	YES	YES
Montserrado	Right Bank No.1	Comfort K. Toe	110232	Private	YES	YES	YES
Montserrado	Right Bank No.1	Cradle Kids Foundation Academy	110225	Private	YES	YES	YES
Montserrado	Right Bank No.1	Diasapora Community School	110229	Community	YES	YES	NO
Montserrado	Right Bank No.1	Garbriel Memorial Institute	110221	Private	YES	YES	NO
Montserrado	Right Bank No.1	Gbarner Public Elementary/Junior High	110224	Public	YES	YES	YES
Montserrado	Right Bank No.1	Goye Apostolic Pentecostal Community	110239	Private	YES	YES	NO
Montserrado	Right Bank No.1	John L. Divine School	110213	Private	YES	YES	YES
Montserrado	Right Bank No.1	Kamara Town Public School	110237	Public	YES	YES	NO
Montserrado	Right Bank No.1	Kpallah Public School	110227	Public	YES	YES	YES
Montserrado	Right Bank No.1	Kpekor Public School	110240	Public	YES	YES	YES
Montserrado	Right Bank No.1	Lott Cary Bapt. Mission School	110231	Religious/Mission	YES	YES	YES
Montserrado	Right Bank No.1	Mother Tegester Stewart	110218	Religious/Mission	YES	YES	YES
Montserrado	Right Bank No.1	Opehelia Hoff Saytumah	110238	Private	YES	YES	YES
Montserrado	Right Bank No.1	Queen Of Peace Catholic School	110219	Religious/Mission	YES	YES	YES
Montserrado	Right Bank No.1	Redeemer International School	110241	Religious/Mission	YES	YES	YES
Montserrado	Right Bank No.1	Regina D. Macleaname Zion School	110220	Religious/Mission	YES	YES	YES
Montserrado	Right Bank No.1	Sarah Barclay Public School	110230	Public	YES	YES	YES
Montserrado	Right Bank No.1	Sawegbeh Public School	110222	Public	YES	YES	NO
Montserrado	Right Bank No.1	Seam Devereux Elementary Junior High School	110234	Private	YES	YES	YES
Montserrado	Right Bank No.1	T. Johnson Christian Foundation	110192	Private	YES	YES	NO
Montserrado	Right Bank No.1	Tecurd Institute	110435	Private	YES	YES	YES
Montserrado	Right Bank No.1	Virginia Baptist Mission School	110233	Private	NO	YES	YES
Montserrado	Right Bank No.1	Vision Kids Academy	110214	Private	YES	YES	NO
Montserrado	Right Bank No.1	VOA 1 Academy	110228	Public	YES	YES	YES
Montserrado	Right Bank No.1	VOA- 1 Community Elementary Public School	110226	Public	YES	YES	NO
Montserrado	Right Bank No.2	A.B.Curtis	110015	Public	YES	YES	NO
Montserrado	Right Bank No.2	Alieu Swarry Public	110412	Public	YES	YES	YES
Montserrado	Right Bank No.2	Arthington	110009	Public	YES	YES	YES
Montserrado	Right Bank No.2	Augustus F. Caine	110040	Public	YES	YES	NO
Montserrado	Right Bank No.2	Blahn Public School	110215	Public	YES	YES	NO
Montserrado	Right Bank No.2	Brewerville A.G.Elementry School	110413	Private	YES	YES	NO
Montserrado	Right Bank No.2	Bromley Episcopal Mission	110411	Religious/Mission	YES	YES	YES
Montserrado	Right Bank No.2	Charles & Janet Institute	110407	Private	YES	YES	NO
Montserrado	Right Bank No.2	Cheesemanbury	110012	Public	YES	YES	YES
Montserrado	Right Bank No.2	Dillon Elementary	110006	Public	YES	YES	NO
Montserrado	Right Bank No.2	Edwin M. Flowers	110418	Religious/Mission	YES	YES	NO
Montserrado	Right Bank No.2	Elizabeth Nmadi Tweh Memorial Academy	110042	Private	YES	YES	YES
Montserrado	Right Bank No.2	Enfina Christian Academy	110408	Private	YES	YES	YES
Montserrado	Right Bank No.2	Fawe School of Excellence	110060	Community	YES	YES	YES
Montserrado	Right Bank No.2	Glory of God Mission	110062	Private	NO	YES	YES
Montserrado	Right Bank No.2	Henry Blake Memorial	110410	Private	YES	YES	YES
Montserrado	Right Bank No.2	Isaac G. Tondo Public School	110048	Public	YES	YES	NO
Montserrado	Right Bank No.2	Jallahbah Town Public School	110415	Public	YES	YES	NO
Montserrado	Right Bank No.2	Kormah	110013	Public	YES	YES	YES
Montserrado	Right Bank No.2	Krukai	110001	Public	YES	YES	YES
Montserrado	Right Bank No.2	Lockett Memorial Public	110036	Public	YES	YES	NO
Montserrado	Right Bank No.2	Luner	110010	Public	YES	YES	NO
Montserrado	Right Bank No.2	Mango town	110008	Public	YES	YES	NO
Montserrado	Right Bank No.2	Millsburg Public School	110416	Public	YES	YES	NO
Montserrado	Right Bank No.2	Mt. Barclay Christian School	110033	Religious/Mission	YES	YES	YES
Montserrado	Right Bank No.2	Neekon Public School	110057	Public	YES	YES	NO
Montserrado	Right Bank No.2	New Creation World Outreach Mission School System	110419	Private	YES	YES	NO
Montserrado	Right Bank No.2	Prime Nursery Elementry	110414	Private	YES	YES	NO
Montserrado	Right Bank No.2	Rev. Robert Jessie Kuma Rojekum	110417	Private	YES	YES	NO
Montserrado	Right Bank No.2	School The Blind	110409	Public	NO	YES	NO
Montserrado	Right Bank No.2	St.Gabriel Catholic School	110406	Religious/Mission	YES	YES	YES
Montserrado	Right Bank No.2	Triumph Church Mission School	110046	Religious/Mission	NO	YES	YES
Montserrado	Right Bank No.2	Virgina	110004	Public	NO	YES	YES
Montserrado	Right Bank No.2	Walter Dossen Richards Community School	110404	Community	YES	YES	NO
Montserrado	Right Bank No.2	William David Coleman High School	110051	Public	NO	YES	YES
Montserrado	Right Bank No.2	william V.S. Tubman	110002	Public	YES	YES	NO
Montserrado	Right Bank No.2	Yesumo	110005	Public	YES	YES	YES
Montserrado	Todee	Bahr Town Public School	110092	Public	YES	YES	NO
Montserrado	Todee	Botoi Public School	110346	Public	YES	YES	NO
Montserrado	Todee	Boywah Public School	110348	Public	YES	YES	NO
Montserrado	Todee	Cecelia A. Dunbar	110167	Public	YES	YES	NO
Montserrado	Todee	Church Of the Living God (C.LG) Mission	110132	Religious/Mission	YES	YES	YES

County	District	School Name	EMIS Code	Type	ECE	Primary	Secondary
Montserrado	Todee	CMA Community School System	110093	Community	YES	YES	YES
Montserrado	Todee	Dein Clan Public School	110100	Public	YES	YES	NO
Montserrado	Todee	Dekegar Public School	110139	Public	YES	YES	NO
Montserrado	Todee	Doris G. Holder Public School	110143	Public	YES	YES	NO
Montserrado	Todee	E. J Garnett Public School	110099	Public	YES	YES	NO
Montserrado	Todee	Gborgbor Town P. School	110160	Public	YES	YES	NO
Montserrado	Todee	Gebulum Public School	110081	Public	YES	YES	NO
Montserrado	Todee	Goba Town Public School	110350	Public	YES	YES	YES
Montserrado	Todee	Isaac Mulbah Public School	110115	Public	YES	YES	NO
Montserrado	Todee	Jessey Saye Gono	110351	Public	YES	YES	NO
Montserrado	Todee	June L. Moore	110128	Public	YES	YES	YES
Montserrado	Todee	Kaingai Public School	110159	Public	YES	YES	NO
Montserrado	Todee	Kpalan -Lorsu	110161	Public	YES	YES	NO
Montserrado	Todee	Kpanna Davis Public School	110352	Public	YES	YES	NO
Montserrado	Todee	Lower Ding Public School	110121	Public	YES	YES	NO
Montserrado	Todee	Marco Farm Elem & Jr. High School	110134	Private	YES	YES	YES
Montserrado	Todee	Marveka Public	110138	Public	YES	YES	NO
Montserrado	Todee	Morcee Community School	110104	Community	YES	YES	NO
Montserrado	Todee	Mount Coffee Public School	110347	Public	YES	YES	NO
Montserrado	Todee	Nuquay Public School	110166	Public	YES	YES	NO
Montserrado	Todee	Nyehn #1 Public School	110163	Public	YES	YES	YES
Montserrado	Todee	Nyehn #2 Public School	110156	Public	YES	YES	NO
Montserrado	Todee	Presbyterian Todee Mission	110154	Religious/Mission	YES	YES	YES
Montserrado	Todee	R.E.Sherman Public School	110130	Public	YES	YES	NO
Montserrado	Todee	Sha-Teeman Public School	110153	Public	YES	YES	NO
Montserrado	Todee	Tubman Military Academy	110353	Public	YES	YES	NO
Montserrado	Todee	William V. Sirleaf Community	110149	Community	YES	YES	NO
Montserrado	Todee	Willie G. McGill Public School	110140	Public	YES	YES	NO
Montserrado	Todee	Wodee Public School	110110	Public	YES	YES	NO
Montserrado	Todee	World Bank #2 Elem Marco School System	110151	Private	YES	YES	NO
Montserrado	Todee	Yarkpai Town Public School	110349	Public	YES	YES	NO
Montserrado	Todee	Yoe Town Public School	110164	Public	YES	YES	NO
Montserrado	Todee	Zannah Town Public	110148	Public	YES	YES	NO
Nimba	Bain-Garr	A. M. Gonquoi School	120451	Private	YES	YES	YES
Nimba	Bain-Garr	Busie	120102	Public	YES	YES	NO
Nimba	Bain-Garr	Christian Foundation	120423	Religious/Mission	YES	YES	YES
Nimba	Bain-Garr	D. Arthur Wogbeh	120097	Public	YES	YES	NO
Nimba	Bain-Garr	Dingamo	120098	Public	YES	YES	YES
Nimba	Bain-Garr	Faith Academy	120436	Private	YES	YES	YES
Nimba	Bain-Garr	Feed My Lambs	120452	Private	YES	YES	NO
Nimba	Bain-Garr	Full Gospel Foundation Elem. & Jr High	120459	Private	YES	YES	YES
Nimba	Bain-Garr	Ganta Public School	120476	Public	NO	YES	YES
Nimba	Bain-Garr	Ganta United Methodist School	120457	Religious/Mission	YES	YES	YES
Nimba	Bain-Garr	Ganta YMCA High	120429	Community	NO	YES	YES
Nimba	Bain-Garr	Garblein Public	120448	Public	YES	YES	NO
Nimba	Bain-Garr	Gbeasilla	120104	Public	YES	YES	YES
Nimba	Bain-Garr	Gbedin Public School	120453	Public	YES	YES	YES
Nimba	Bain-Garr	Gbuyee	120095	Public	YES	YES	NO
Nimba	Bain-Garr	Geolanda Community	120456	Community	YES	YES	YES
Nimba	Bain-Garr	Geolanda Extension Comm. School	120474	Community	YES	YES	NO
Nimba	Bain-Garr	George A. Dunbar	120096	Public	YES	YES	YES
Nimba	Bain-Garr	Golden Foundation of Shepherds	120455	Private	YES	YES	NO
Nimba	Bain-Garr	Harriet E. Parkison Mem. Academy	120421	Religious/Mission	YES	YES	YES
Nimba	Bain-Garr	Heritage Impact School	120458	Private	YES	YES	YES
Nimba	Bain-Garr	Hope academy	120463	Private	YES	YES	YES
Nimba	Bain-Garr	J. W. Pearson	120099	Public	YES	YES	NO
Nimba	Bain-Garr	J. W. Pearson	120100	Public	NO	NO	YES
Nimba	Bain-Garr	J. W. Pearson Extension	120107	Public	YES	YES	YES
Nimba	Bain-Garr	Lehgain	120103	Public	YES	YES	YES
Nimba	Bain-Garr	Liberty Christian Institute	120443	Religious/Mission	YES	YES	YES
Nimba	Bain-Garr	Messiah Christian academy	120427	Private	YES	YES	YES
Nimba	Bain-Garr	Morris Preparatory School	120461	Private	YES	YES	NO
Nimba	Bain-Garr	NAWOP Elem/Jr High	120433	Religious/Mission	YES	YES	YES
Nimba	Bain-Garr	Rainbow Covenant School	120417	Private	YES	YES	YES
Nimba	Bain-Garr	Solid Foundation School	120462	Private	YES	YES	YES
Nimba	Bain-Garr	St Lawrence Catholic School	120470	Religious/Mission	YES	YES	YES
Nimba	Bain-Garr	St. Emmanuel Lutheran	120454	Religious/Mission	YES	YES	YES
Nimba	Bain-Garr	Temple of Hope	120432	Religious/Mission	YES	YES	YES
Nimba	Bain-Garr	Tondin	120101	Public	YES	YES	YES
Nimba	Bain-Garr	Tonglewin	120108	Public	YES	YES	NO
Nimba	Bain-Garr	Tonzolomon	120105	Public	YES	YES	NO
Nimba	Bain-Garr	Trumpet Early Foundation	120438	Religious/Mission	YES	YES	YES
Nimba	Bain-Garr	ULIC Academy	120464	Religious/Mission	YES	YES	YES

County	District	School Name	EMIS Code	Type	ECE	Primary	Secondary
Nimba	Bain-Garr	Whipa	120413	Public	YES	YES	NO
Nimba	Bain-Garr	Whyner	120106	Public	YES	YES	NO
Nimba	Bain-Garr	yenbo	120473	Community	YES	YES	NO
Nimba	Bain-Garr	Youth Academy	120426	Private	YES	YES	YES
Nimba	Bain-Garr	Zokeseh Public	120449	Public	YES	YES	YES
Nimba	Bain-Garr	Zuluyee Public	120446	Public	YES	YES	YES
Nimba	Buu-yao	Barlor Play	120016	Public	YES	YES	NO
Nimba	Buu-yao	Beadatuo	120060	Public	YES	YES	YES
Nimba	Buu-yao	Bealay	120029	Public	YES	YES	NO
Nimba	Buu-yao	Beeplay	120008	Public	YES	YES	YES
Nimba	Buu-yao	Biahplay	120058	Public	YES	YES	NO
Nimba	Buu-yao	Bongar	120033	Public	YES	YES	NO
Nimba	Buu-yao	Buutuo Central	120056	Public	YES	YES	YES
Nimba	Buu-yao	Dankuan Memorial	120021	Public	YES	YES	NO
Nimba	Buu-yao	Din-Kwaerdoo Com	120475	Community	YES	YES	NO
Nimba	Buu-yao	Dinplay	120017	Public	YES	YES	YES
Nimba	Buu-yao	Duoplay	120003	Public	YES	YES	NO
Nimba	Buu-yao	Fahnmieplay	120035	Public	YES	YES	NO
Nimba	Buu-yao	Frolay	120018	Public	YES	YES	YES
Nimba	Buu-yao	Gblarlay	120028	Public	YES	YES	NO
Nimba	Buu-yao	Gbloulay Demonstration	120054	Public	YES	YES	YES
Nimba	Buu-yao	Glaarlay	120063	Public	YES	YES	YES
Nimba	Buu-yao	Golden Torch academy	120386	Private	YES	YES	YES
Nimba	Buu-yao	Grotuo	120062	Public	YES	YES	NO
Nimba	Buu-yao	Gruzianplay	120057	Public	YES	YES	NO
Nimba	Buu-yao	Kaffeeglay	120007	Public	YES	YES	NO
Nimba	Buu-yao	Karnlah	120032	Public	YES	YES	NO
Nimba	Buu-yao	Kartoplay	120026	Public	YES	YES	NO
Nimba	Buu-yao	Lepula	120004	Public	YES	YES	YES
Nimba	Buu-yao	Mahnplay	120034	Public	YES	YES	NO
Nimba	Buu-yao	Mahnzoplay	120002	Public	YES	YES	NO
Nimba	Buu-yao	Mehn and Gontee	120030	Public	YES	YES	NO
Nimba	Buu-yao	Nanlah	120012	Public	YES	YES	NO
Nimba	Buu-yao	Nathaniel W. Karto	120020	Public	YES	YES	NO
Nimba	Buu-yao	Nuah	120025	Public	YES	YES	NO
Nimba	Buu-yao	Nyarlay	120059	Public	YES	YES	NO
Nimba	Buu-yao	Nyor Bluntuo	120015	Public	YES	YES	NO
Nimba	Buu-yao	Nyor Butuo	120005	Public	YES	YES	NO
Nimba	Buu-yao	Nyor Display	120013	Public	YES	YES	YES
Nimba	Buu-yao	Nyor Gbanwea	120011	Public	YES	YES	NO
Nimba	Buu-yao	Nyor Gomaplay	120019	Public	YES	YES	YES
Nimba	Buu-yao	Sawkaulplay	120010	Public	YES	YES	NO
Nimba	Buu-yao	Saywah Doe Memorial	120009	Public	YES	YES	YES
Nimba	Buu-yao	Siawayplay	120014	Public	YES	YES	NO
Nimba	Buu-yao	Tahnplay	120024	Public	YES	YES	NO
Nimba	Buu-yao	Tanwea	120064	Public	YES	YES	NO
Nimba	Buu-yao	Teahplay	120006	Public	YES	YES	NO
Nimba	Buu-yao	Wea Beadatuo Inland Mission	120390	Religious/Mission	YES	YES	NO
Nimba	Buu-yao	Wea New Town	120001	Public	YES	YES	NO
Nimba	Buu-yao	Wea-Benwea	120031	Public	YES	YES	NO
Nimba	Buu-yao	Wroulay	120023	Public	YES	YES	NO
Nimba	Buu-yao	Yao Tiaplay	120027	Public	YES	YES	NO
Nimba	Buu-yao	Youtuo	120022	Public	YES	YES	NO
Nimba	Buu-yao	Zardahplay Public	120388	Public	YES	YES	NO
Nimba	Buu-yao	Zeahlay	120061	Public	YES	YES	NO
Nimba	Buu-yao	Zuahplay	120055	Public	YES	YES	NO
Nimba	Gbehlay-geh	Byeavor	120286	Public	YES	YES	YES
Nimba	Gbehlay-geh	Deemie	120266	Public	YES	YES	NO
Nimba	Gbehlay-geh	Dinyeah	120291	Public	YES	YES	YES
Nimba	Gbehlay-geh	Duahnplay Public School	120437	Public	YES	YES	NO
Nimba	Gbehlay-geh	Duoplay	120272	Public	YES	YES	YES
Nimba	Gbehlay-geh	Gbanplay	120298	Public	YES	YES	NO
Nimba	Gbehlay-geh	Gelpa	120267	Public	YES	YES	NO
Nimba	Gbehlay-geh	Glee Dokpah	120297	Public	YES	YES	NO
Nimba	Gbehlay-geh	Goagortuo	120292	Public	YES	YES	NO
Nimba	Gbehlay-geh	Karn	120296	Public	NO	YES	NO
Nimba	Gbehlay-geh	Karn	120301	Public	NO	YES	YES
Nimba	Gbehlay-geh	Karn H	120295	Public	NO	NO	YES
Nimba	Gbehlay-geh	Karn Inland Academy	120467	Religious/Mission	YES	YES	YES
Nimba	Gbehlay-geh	Karnplay Baptist School	120465	Religious/Mission	YES	YES	YES
Nimba	Gbehlay-geh	Karnplay Nursery	120283	Public	NO	YES	NO
Nimba	Gbehlay-geh	Kenlay	120280	Public	YES	YES	NO
Nimba	Gbehlay-geh	Kentorkporglay	120300	Public	YES	YES	NO
Nimba	Gbehlay-geh	Kialay	120281	Public	YES	YES	NO
Nimba	Gbehlay-geh	Kissiplay	120274	Public	YES	YES	NO
Nimba	Gbehlay-geh	Kpolay	120269	Public	YES	YES	NO
Nimba	Gbehlay-geh	LaRPEA #1	120270	Public	YES	YES	NO
Nimba	Gbehlay-geh	Larpea #1	120290	Public	YES	YES	YES

County	District	School Name	EMIS Code	Type	ECE	Primary	Secondary
Nimba	Gbehlay-geh	Larpea #2	120268	Public	YES	YES	NO
Nimba	Gbehlay-geh	Light House Mission Academy	120466	Religious/Mission	YES	YES	NO
Nimba	Gbehlay-geh	Loelay	120271	Public	YES	YES	NO
Nimba	Gbehlay-geh	Loguatu	120284	Public	YES	YES	NO
Nimba	Gbehlay-geh	Manbor	120294	Public	YES	YES	NO
Nimba	Gbehlay-geh	Nanpea	120299	Public	YES	YES	NO
Nimba	Gbehlay-geh	Nyantuo	120264	Public	YES	YES	NO
Nimba	Gbehlay-geh	Nyoaplay	120293	Public	YES	YES	NO
Nimba	Gbehlay-geh	Peelar	120288	Public	YES	YES	NO
Nimba	Gbehlay-geh	Sarkolay	120285	Public	YES	YES	NO
Nimba	Gbehlay-geh	tokpa Wonta	120277	Public	YES	YES	NO
Nimba	Gbehlay-geh	Yarmie Comm	120468	Community	YES	YES	NO
Nimba	Gbehlay-geh	Yeaplay	120282	Public	YES	YES	NO
Nimba	Gbehlay-geh	Younlay	120275	Public	YES	YES	YES
Nimba	Gbehlay-geh	Zao C	120278	Public	YES	YES	YES
Nimba	Gbehlay-geh	Zeanlay #1	120265	Public	YES	YES	NO
Nimba	Gbehlay-geh	Zor Ganaglay	120276	Public	YES	YES	NO
Nimba	Gbehlay-geh	Zor-Gbarplay	120287	Public	YES	YES	NO
Nimba	Gbehlay-geh	Zorgowee	120279	Public	YES	YES	YES
Nimba	Gbehlay-geh	Zor-Lepula	120273	Public	NO	YES	NO
Nimba	Gbehlay-geh	Zualay	120289	Public	YES	YES	YES
Nimba	Saclepea No.1	Beah Vaye	120317	Public	YES	YES	YES
Nimba	Saclepea No.1	Bethel	120425	Private	YES	YES	NO
Nimba	Saclepea No.1	Blapa P	120328	Public	YES	YES	NO
Nimba	Saclepea No.1	Boweh	120313	Public	YES	YES	NO
Nimba	Saclepea No.1	Cenfase Community	120419	Community	YES	YES	NO
Nimba	Saclepea No.1	Civilized Quarter Community	120412	Community	YES	YES	NO
Nimba	Saclepea No.1	David G. Bleah	120305	Public	YES	YES	NO
Nimba	Saclepea No.1	Duayee	120324	Public	YES	YES	YES
Nimba	Saclepea No.1	Fleedin Public	120332	Public	YES	YES	YES
Nimba	Saclepea No.1	Gbanla	120303	Public	YES	YES	NO
Nimba	Saclepea No.1	Gbanquoi	120329	Public	YES	YES	YES
Nimba	Saclepea No.1	Gbehyl-Loleawon	120315	Public	YES	YES	YES
Nimba	Saclepea No.1	Gborwin	120319	Public	YES	YES	NO
Nimba	Saclepea No.1	Gogein Zodoe	120302	Public	YES	YES	NO
Nimba	Saclepea No.1	Gohn-Nyazeh	120310	Public	YES	YES	YES
Nimba	Saclepea No.1	Johnny Voker	120308	Public	NO	YES	YES
Nimba	Saclepea No.1	Johnny Voker Extension	120323	Public	YES	YES	YES
Nimba	Saclepea No.1	Kpallah	120311	Public	YES	YES	YES
Nimba	Saclepea No.1	Kpayee- Kpoah	120330	Public	YES	YES	NO
Nimba	Saclepea No.1	Kpaytuo	120314	Public	YES	YES	YES
Nimba	Saclepea No.1	Kpowin Public	120325	Public	YES	YES	NO
Nimba	Saclepea No.1	Lorseh community Public	120327	Public	YES	YES	NO
Nimba	Saclepea No.1	Mehnpa	120320	Public	YES	YES	NO
Nimba	Saclepea No.1	Nyao Town	120318	Public	YES	YES	NO
Nimba	Saclepea No.1	Nyasin	120322	Public	YES	YES	NO
Nimba	Saclepea No.1	Nyeanyee	120326	Public	YES	YES	NO
Nimba	Saclepea No.1	Old Nyasin Nursery	120306	Public	YES	YES	NO
Nimba	Saclepea No.1	Red Cross Community	120428	Community	NO	NO	YES
Nimba	Saclepea No.1	Saclepea Catholic	120431	Religious/Mission	YES	YES	YES
Nimba	Saclepea No.1	Saclepea Mission ULICA	120439	Religious/Mission	YES	YES	YES
Nimba	Saclepea No.1	Saclepea Red Cross	120307	Public	YES	YES	NO
Nimba	Saclepea No.1	Saclepea Seven Day Adventist	120447	Religious/Mission	YES	YES	NO
Nimba	Saclepea No.1	Sister Theresa Mennonite	120414	Community	YES	YES	YES
Nimba	Saclepea No.1	Tengbein	120316	Public	YES	YES	NO
Nimba	Saclepea No.1	Tozoe Community	120445	Community	NO	YES	YES
Nimba	Saclepea No.1	Twayen Preliminary	120312	Public	YES	YES	NO
Nimba	Saclepea No.1	Yarsonnoh	120304	Public	YES	YES	NO
Nimba	Saclepea No.1	Yileh Community	120435	Community	YES	YES	NO
Nimba	Saclepea No.1	Ylamba	120309	Public	YES	YES	NO
Nimba	Saclepea No.1	Ylamba Mem Academy	120441	Private	NO	NO	YES
Nimba	Saclepea No.2	Banlah	120249	Public	YES	YES	NO
Nimba	Saclepea No.2	Bannikpala	120245	Public	YES	YES	NO
Nimba	Saclepea No.2	Behmon Public	120398	Public	YES	YES	NO
Nimba	Saclepea No.2	Beindin	120248	Public	YES	YES	NO
Nimba	Saclepea No.2	Beipa	120262	Public	YES	YES	NO
Nimba	Saclepea No.2	Blohn	120238	Public	YES	YES	NO
Nimba	Saclepea No.2	Blowee	120241	Public	YES	YES	NO
Nimba	Saclepea No.2	Bunadin	120253	Public	YES	YES	YES
Nimba	Saclepea No.2	Cocopa Camp 2 Community School	120397	Community	YES	YES	NO
Nimba	Saclepea No.2	Cocopa Division #4 School	120396	Community	YES	YES	NO
Nimba	Saclepea No.2	Cocopa Division #6 School	120395	Community	YES	YES	YES
Nimba	Saclepea No.2	Cocopa Division #7 School	120400	Community	YES	YES	NO
Nimba	Saclepea No.2	Cocopa Division 1	120392	Community	YES	YES	NO
Nimba	Saclepea No.2	Cocopa Elem/Jr/Sr High	120394	Community	NO	NO	YES
Nimba	Saclepea No.2	Dahn Gborwin	120255	Public	YES	YES	NO
Nimba	Saclepea No.2	Duo	120246	Public	YES	YES	YES

County	District	School Name	EMIS Code	Type	ECE	Primary	Secondary
Nimba	Saclepea No.2	Flumpa	120244	Public	YES	YES	YES
Nimba	Saclepea No.2	Ganwin	120232	Public	YES	YES	NO
Nimba	Saclepea No.2	Gbannah boie	120242	Public	YES	YES	NO
Nimba	Saclepea No.2	Gbayblin	120259	Public	YES	YES	NO
Nimba	Saclepea No.2	Gbelieh	120257	Public	YES	YES	NO
Nimba	Saclepea No.2	Gipo Public	120401	Public	YES	YES	NO
Nimba	Saclepea No.2	Gola	120250	Public	YES	YES	NO
Nimba	Saclepea No.2	Gounla	120235	Public	YES	YES	NO
Nimba	Saclepea No.2	Kpain United Methodist School	120399	Religious/Mission	NO	YES	YES
Nimba	Saclepea No.2	Kpoapa-Whenten	120254	Public	YES	YES	NO
Nimba	Saclepea No.2	Lampa	120260	Public	YES	YES	NO
Nimba	Saclepea No.2	Leegbanla	120234	Public	YES	YES	NO
Nimba	Saclepea No.2	Quoikangon	120247	Public	YES	YES	NO
Nimba	Saclepea No.2	Quoipa	120261	Public	YES	YES	NO
Nimba	Saclepea No.2	Sehwee	120251	Public	YES	YES	NO
Nimba	Saclepea No.2	Sokopa	120237	Public	YES	YES	NO
Nimba	Saclepea No.2	Tiayee	120243	Public	YES	YES	NO
Nimba	Saclepea No.2	Tonwin	120256	Public	YES	YES	NO
Nimba	Saclepea No.2	Tunudin	120240	Public	YES	YES	YES
Nimba	Saclepea No.2	Tunukpuyee	120233	Public	YES	YES	NO
Nimba	Saclepea No.2	Tuudin	120236	Public	YES	YES	NO
Nimba	Saclepea No.2	Venn Town	120263	Public	YES	YES	NO
Nimba	Saclepea No.2	W. V. S. Tubman	120231	Public	YES	YES	YES
Nimba	Saclepea No.2	Yekeyee	120258	Public	YES	YES	NO
Nimba	Saclepea No.2	Zao	120252	Public	YES	YES	NO
Nimba	Saclepea No.2	Zarsonnon	120239	Public	YES	YES	NO
Nimba	Sanniquelleh-Mah	Airfield Zone I	120215	Public	YES	YES	NO
Nimba	Sanniquelleh-Mah	Airfield Zone II	120202	Public	YES	YES	NO
Nimba	Sanniquelleh-Mah	Anmarose Community	120410	Community	YES	YES	NO
Nimba	Sanniquelleh-Mah	Arcelormital School System	120387	5	YES	YES	YES
Nimba	Sanniquelleh-Mah	Bain town	120229	Public	YES	YES	NO
Nimba	Sanniquelleh-Mah	Banlah Public School	120409	Public	YES	YES	NO
Nimba	Sanniquelleh-Mah	Barpa	120208	Public	YES	YES	YES
Nimba	Sanniquelleh-Mah	Bethel Foundation Elementary	120402	Religious/Mission	YES	YES	NO
Nimba	Sanniquelleh-Mah	Boapea	120211	Public	YES	YES	NO
Nimba	Sanniquelleh-Mah	Bololewee	120415	Public	YES	YES	NO
Nimba	Sanniquelleh-Mah	Christ the King Lutheran Junior High	120420	Religious/Mission	YES	YES	YES
Nimba	Sanniquelleh-Mah	Dahnlorpa	120207	Public	YES	YES	NO
Nimba	Sanniquelleh-Mah	Davoryee	120230	Public	YES	YES	NO
Nimba	Sanniquelleh-Mah	Earl Williams	120477	Religious/Mission	YES	YES	YES
Nimba	Sanniquelleh-Mah	Gbalasonnon	120221	Public	YES	YES	NO
Nimba	Sanniquelleh-Mah	Gbapa	120225	Public	YES	YES	YES
Nimba	Sanniquelleh-Mah	Gbeleyee	120217	Public	YES	YES	NO
Nimba	Sanniquelleh-Mah	Gboayeela	120210	Public	YES	YES	NO
Nimba	Sanniquelleh-Mah	Gbobaye	120218	Public	YES	YES	NO
Nimba	Sanniquelleh-Mah	Gbonnie	120206	Public	YES	YES	NO
Nimba	Sanniquelleh-Mah	Gehwee	120228	Public	YES	YES	NO
Nimba	Sanniquelleh-Mah	Kinnon	120203	Public	YES	YES	NO
Nimba	Sanniquelleh-Mah	Kitoma	120227	Public	YES	YES	NO
Nimba	Sanniquelleh-Mah	Levi H. Martin Baptist High School	110216	Religious/Mission	YES	YES	YES
Nimba	Sanniquelleh-Mah	Lugbeyee	120204	Public	YES	YES	NO
Nimba	Sanniquelleh-Mah	Makinto	120220	Public	YES	YES	NO
Nimba	Sanniquelleh-Mah	Martha Tubman	120224	Public	NO	YES	NO
Nimba	Sanniquelleh-Mah	New Sanniquellie	120209	Public	YES	YES	NO
Nimba	Sanniquelleh-Mah	New Sanniquellie	120219	Public	YES	YES	NO
Nimba	Sanniquelleh-Mah	New Yekepa	120213	Public	YES	YES	NO
Nimba	Sanniquelleh-Mah	Sanniquellie Central	120212	Public	NO	NO	YES
Nimba	Sanniquelleh-Mah	Sanniquellie United Methodist	120404	Religious/Mission	YES	YES	YES
Nimba	Sanniquelleh-Mah	Sehyi Geh	120222	Public	YES	YES	NO
Nimba	Sanniquelleh-Mah	Sehyikimpa	120223	Public	YES	YES	YES
Nimba	Sanniquelleh-Mah	Sopea	120385	Public	YES	YES	NO
Nimba	Sanniquelleh-Mah	St Joseph Elementary School	120403	Religious/Mission	YES	YES	NO
Nimba	Sanniquelleh-Mah	St Martin Elementary	120416	Community	YES	YES	NO
Nimba	Sanniquelleh-Mah	St. Francis Catholic Elementary	120405	Religious/Mission	YES	YES	NO
Nimba	Sanniquelleh-Mah	Suakarzue	120216	Public	YES	YES	NO
Nimba	Sanniquelleh-Mah	United Liberia Inland Church School	120411	Religious/Mission	NO	YES	YES
Nimba	Sanniquelleh-Mah	Vehyip	120226	Public	YES	YES	NO
Nimba	Sanniquelleh-Mah	Zeahsonnor	120205	Public	YES	YES	NO
Nimba	Sanniquelleh-Mah	Zolowee	120214	Public	YES	YES	NO
Nimba	Tappita No.1	Banliguea	120112	Public	YES	YES	NO
Nimba	Tappita No.1	Christian High School	120430	Religious/Mission	YES	YES	YES
Nimba	Tappita No.1	D. Baryoo Community	120450	Public	YES	YES	NO
Nimba	Tappita No.1	D. Gborboe	120110	Public	NO	YES	NO
Nimba	Tappita No.1	Doeyelay	120143	Public	YES	YES	NO
Nimba	Tappita No.1	Doumpa	120111	Public	YES	YES	YES

County	District	School Name	EMIS Code	Type	ECE	Primary	Secondary
Nimba	Tappita No.1	Duzerboulah	120128	Public	YES	YES	NO
Nimba	Tappita No.1	Fahnlay	120116	Public	YES	YES	NO
Nimba	Tappita No.1	Fahnlay	120472	Public	YES	YES	NO
Nimba	Tappita No.1	Freeman Town	120135	Public	YES	YES	NO
Nimba	Tappita No.1	Ganton	120134	Public	YES	YES	NO
Nimba	Tappita No.1	Gblonah	120125	Public	YES	YES	NO
Nimba	Tappita No.1	Gblougea	120141	Public	YES	YES	NO
Nimba	Tappita No.1	Gboah Memorial	120115	Public	YES	YES	YES
Nimba	Tappita No.1	Glahn town	120127	Public	YES	YES	YES
Nimba	Tappita No.1	Grenpea	120142	Public	YES	YES	NO
Nimba	Tappita No.1	Kidka Tow	120124	Public	YES	YES	NO
Nimba	Tappita No.1	Korlay	120118	Public	YES	YES	NO
Nimba	Tappita No.1	Kpelaytuo	120132	Public	YES	YES	NO
Nimba	Tappita No.1	Kwepea	120137	Public	YES	YES	NO
Nimba	Tappita No.1	Lormian	120117	Public	YES	YES	YES
Nimba	Tappita No.1	Ma Hawa Memorial Academy	120114	Public	YES	YES	YES
Nimba	Tappita No.1	Mark R. Shapperd Public School	120424	Public	YES	YES	NO
Nimba	Tappita No.1	Mother Jacob Christian School	120444	Private	YES	YES	YES
Nimba	Tappita No.1	Neebonwin	120122	Public	YES	YES	NO
Nimba	Tappita No.1	Nuoepa	120123	Public	YES	YES	NO
Nimba	Tappita No.1	Paingor Memorial Institute	120126	Public	NO	YES	YES
Nimba	Tappita No.1	ST. Francis Catholic High School	120418	Religious/Mission	YES	YES	YES
Nimba	Tappita No.1	T. Q. Harris	120109	Public	YES	YES	NO
Nimba	Tappita No.1	Tappeh	120131	Public	YES	YES	YES
Nimba	Tappita No.1	Tappeh Memorial	120121	Public	NO	NO	YES
Nimba	Tappita No.1	Tappita United Methodist High	120434	Private	YES	YES	YES
Nimba	Tappita No.1	Tiah town	120113	Public	YES	YES	NO
Nimba	Tappita No.1	Troyah	120130	Public	YES	YES	NO
Nimba	Tappita No.1	Unification Town	120129	Public	YES	YES	NO
Nimba	Tappita No.1	Varmie	120138	Public	YES	YES	YES
Nimba	Tappita No.1	Vonleh	120120	Public	YES	YES	YES
Nimba	Tappita No.1	Yreah Town	120139	Public	YES	YES	NO
Nimba	Tappita No.1	Zarwulugbo	120133	Public	YES	YES	NO
Nimba	Tappita No.1	Zeewroh	120136	Public	YES	YES	NO
Nimba	Tappita No.1	Ziah Faith Bapt. School	120440	Religious/Mission	YES	YES	YES
Nimba	Tappita No.1	Zuaplay	120140	Public	YES	YES	YES
Nimba	Tappita No.1	Zuotuo	120119	Public	YES	YES	NO
Nimba	Tappita No.2	Beatuo	120073	Public	YES	YES	YES
Nimba	Tappita No.2	Behwalay	120072	Public	YES	YES	YES
Nimba	Tappita No.2	Boe Gaye Play	120076	Public	YES	YES	NO
Nimba	Tappita No.2	Bonglay	120084	Public	YES	YES	YES
Nimba	Tappita No.2	Dewoblee	120087	Public	YES	YES	NO
Nimba	Tappita No.2	Dubuzon	120085	Public	YES	YES	NO
Nimba	Tappita No.2	Gayelay	120068	Public	YES	YES	NO
Nimba	Tappita No.2	Gbarplay	120067	Public	YES	YES	YES
Nimba	Tappita No.2	Gbonvahglay	120080	Public	YES	YES	NO
Nimba	Tappita No.2	Goah Memorial Institute	120069	Public	YES	YES	NO
Nimba	Tappita No.2	J. G. Gonsahn	120071	Public	YES	YES	NO
Nimba	Tappita No.2	Kahngbeblee	120093	Public	YES	YES	NO
Nimba	Tappita No.2	Kaylay	120089	Public	YES	YES	NO
Nimba	Tappita No.2	Kehyee Memorial	120070	Public	YES	YES	NO
Nimba	Tappita No.2	Kparlay	120074	Public	YES	YES	NO
Nimba	Tappita No.2	Kweyea Memorial Institute	120065	Public	YES	YES	YES
Nimba	Tappita No.2	Marlay	120083	Public	YES	YES	YES
Nimba	Tappita No.2	Mia	120094	Public	YES	YES	NO
Nimba	Tappita No.2	Mlentontuo	120081	Public	YES	YES	NO
Nimba	Tappita No.2	S. K. Doe	120077	Public	YES	YES	YES
Nimba	Tappita No.2	Sangarmahmie	120091	Public	YES	YES	NO
Nimba	Tappita No.2	Sarlay	120078	Public	YES	YES	NO
Nimba	Tappita No.2	Sehkipor Bartuah	120092	Public	YES	YES	NO
Nimba	Tappita No.2	Suomie Memorial Institute	120079	Public	YES	YES	NO
Nimba	Tappita No.2	Toweh Memorial	120082	Public	YES	YES	YES
Nimba	Tappita No.2	Yiteepea	120086	Public	YES	YES	NO
Nimba	Tappita No.2	Yoelay	120088	Public	YES	YES	NO
Nimba	Tappita No.2	Yourpea	120075	Public	YES	YES	NO
Nimba	Tappita No.2	Zodru	120090	Public	YES	YES	NO
Nimba	Tappita No.2	Zuatuo	120066	Public	YES	YES	YES
Nimba	Tuah River	Behplay	120182	Public	YES	YES	NO
Nimba	Tuah River	Beo-Ganaglay	120178	Public	YES	YES	NO
Nimba	Tuah River	Beo-Yoolar	120190	Public	YES	YES	YES
Nimba	Tuah River	Bleetuo	120169	Public	YES	YES	NO
Nimba	Tuah River	Blemieplay	120201	Public	YES	YES	NO
Nimba	Tuah River	Bongarplay	120185	Public	YES	YES	NO
Nimba	Tuah River	Buannay	120177	Public	YES	YES	NO
Nimba	Tuah River	Darloatuo	120164	Public	YES	YES	NO
Nimba	Tuah River	Daypea	120183	Public	YES	YES	NO
Nimba	Tuah River	Garplay	120189	Public	YES	YES	NO
Nimba	Tuah River	Garplay	120198	Public	NO	NO	YES



County	District	School Name	EMIS Code	Type	ECE	Primary	Secondary
Nimba	Tuah River	Gbai-Nyoan	120200	Public	YES	YES	NO
Nimba	Tuah River	Gbei-Bonnah	120171	Public	YES	YES	NO
Nimba	Tuah River	Gbei-Quekerplay	120173	Public	YES	YES	NO
Nimba	Tuah River	Gbeivonwea	120172	Public	YES	YES	YES
Nimba	Tuah River	Gbenelay	120188	Public	YES	YES	YES
Nimba	Tuah River	Gblan-Geh	120165	Public	YES	YES	NO
Nimba	Tuah River	Gbonwea	120176	Public	YES	YES	NO
Nimba	Tuah River	Gbonwea-Gayelay	120193	Public	YES	YES	NO
Nimba	Tuah River	Gborplay	120163	Public	YES	YES	YES
Nimba	Tuah River	Geanplay	120175	Public	YES	YES	NO
Nimba	Tuah River	Karweatuo	120167	Public	YES	YES	NO
Nimba	Tuah River	Kehplay	120197	Public	YES	YES	NO
Nimba	Tuah River	Kpairplay	120187	Public	YES	YES	YES
Nimba	Tuah River	Leamah	120194	Public	YES	YES	YES
Nimba	Tuah River	Lontuo	120166	Public	YES	YES	NO
Nimba	Tuah River	Lowlay	120162	Public	YES	YES	NO
Nimba	Tuah River	Mah-Display	120191	Public	YES	YES	NO
Nimba	Tuah River	Partuoplay	120186	Public	YES	YES	NO
Nimba	Tuah River	Senlay	120170	Public	YES	YES	YES
Nimba	Tuah River	Slangonplay	120180	Public	YES	YES	NO
Nimba	Tuah River	Sollay Inland mission Ullca					
Nimba	Tuah River	Kpairplay	120391	Religious/Mission	YES	YES	YES
Nimba	Tuah River	Souhplay	120174	Public	YES	YES	NO
Nimba	Tuah River	Sroh Yoolar Public school	120422	Public	YES	YES	NO
Nimba	Tuah River	Tahnplay	120181	Public	YES	YES	NO
Nimba	Tuah River	Tartuo	120184	Public	YES	YES	NO
Nimba	Tuah River	Teahyeigbayplay	120199	Public	YES	YES	NO
Nimba	Tuah River	Teahzayegbayplay	120168	Public	YES	YES	NO
Nimba	Tuah River	Tekeiplay	120195	Public	YES	YES	NO
Nimba	Tuah River	Tror Nyoan	120393	Public	YES	YES	NO
Nimba	Tuah River	U-Bah	120196	Public	YES	YES	NO
Nimba	Tuah River	Zehglay	120192	Public	YES	YES	YES
Nimba	Tuah River	Zonlay	120179	Public	YES	YES	NO
Nimba	Yarpea-Mah	Boaplay	120144	Public	YES	YES	YES
Nimba	Yarpea-Mah	Borsonnor	120151	Public	YES	YES	YES
Nimba	Yarpea-Mah	Duo Boe	120161	Public	YES	YES	YES
Nimba	Yarpea-Mah	Duo Boe Community	120334	Community	YES	YES	NO
Nimba	Yarpea-Mah	Duo Gbeah	120145	Public	YES	YES	NO
Nimba	Yarpea-Mah	Duo Gorton	120146	Public	YES	YES	YES
Nimba	Yarpea-Mah	Duo Kpalla	120150	Public	YES	YES	NO
Nimba	Yarpea-Mah	Duo Sopa	120156	Public	YES	YES	NO
Nimba	Yarpea-Mah	Duo-Behwin	120157	Public	YES	YES	NO
Nimba	Yarpea-Mah	Flowin	120158	Public	NO	YES	NO
Nimba	Yarpea-Mah	Gayewee	120155	Public	YES	YES	NO
Nimba	Yarpea-Mah	Gbayee Public School	120333	Public	YES	YES	NO
Nimba	Yarpea-Mah	Gbein Fela	120152	Public	YES	YES	NO
Nimba	Yarpea-Mah	Gbeinyonyee	120153	Public	YES	YES	NO
Nimba	Yarpea-Mah	Gotonwin	120160	Public	YES	YES	NO
Nimba	Yarpea-Mah	Karnwin	120159	Public	YES	YES	NO
Nimba	Yarpea-Mah	Kpaye Lepula	120148	Public	YES	YES	NO
Nimba	Yarpea-Mah	Mao	120149	Public	YES	YES	NO
Nimba	Yarpea-Mah	New - Peelar	120154	Public	YES	YES	NO
Nimba	Yarpea-Mah	S. D. Gaye Memorial	120147	Public	YES	YES	YES
Nimba	Yarpea-Mah	Tiapa Public	120369	Public	YES	YES	NO
Nimba	Yarwin-Mensonoh	Boitoin	120049	Public	YES	YES	NO
Nimba	Yarwin-Mensonoh	Ganwee	120048	Public	YES	YES	NO
Nimba	Yarwin-Mensonoh	Garr	120040	Public	YES	YES	NO
Nimba	Yarwin-Mensonoh	Glehyee Duogar-po	120037	Public	YES	YES	NO
Nimba	Yarwin-Mensonoh	Glellah-Kpoah	120051	Public	YES	YES	NO
Nimba	Yarwin-Mensonoh	Gokorpa	120053	Public	YES	YES	NO
Nimba	Yarwin-Mensonoh	Guotoin	120039	Public	YES	YES	NO
Nimba	Yarwin-Mensonoh	JN Gwaikolo United Methodist	120389	Religious/Mission	YES	YES	YES
Nimba	Yarwin-Mensonoh	Kaipa	120041	Public	YES	YES	NO
Nimba	Yarwin-Mensonoh	Kpowin	120044	Public	YES	YES	NO
Nimba	Yarwin-Mensonoh	Laintoin	120052	Public	YES	YES	NO
Nimba	Yarwin-Mensonoh	Sahnpa	120043	Public	YES	YES	NO
Nimba	Yarwin-Mensonoh	Trobeh Memorial	120046	Public	YES	YES	NO
Nimba	Yarwin-Mensonoh	Wonyen Memorial	120036	Public	YES	YES	NO
Nimba	Yarwin-Mensonoh	Yeefien	120050	Public	YES	YES	NO
Nimba	Yarwin-Mensonoh	Zekeh Memorial	120042	Public	YES	YES	YES
Nimba	Yarwin-Mensonoh	Zotah Memorial	120045	Public	YES	YES	NO
Nimba	Zoe-Geh	Bahn Catawba High	120408	Religious/Mission	YES	YES	YES
Nimba	Zoe-Geh	Bahn Catholic Community	120340	Community	YES	YES	NO
Nimba	Zoe-Geh	Bahn High School	120343	Public	NO	NO	YES
Nimba	Zoe-Geh	Bayleglay Public	120383	Public	YES	YES	YES
Nimba	Zoe-Geh	Behyepa Public	120372	Public	YES	YES	YES
Nimba	Zoe-Geh	Beneglay Public	120350	Public	YES	YES	NO
Nimba	Zoe-Geh	Biapa Public	120367	Public	YES	YES	NO

County	District	School Name	EMIS Code	Type	ECE	Primary	Secondary
Nimba	Zoe-Geh	Bleevalay Public	120357	Public	YES	YES	NO
Nimba	Zoe-Geh	Buanplay Public	120360	Public	YES	YES	YES
Nimba	Zoe-Geh	Children for Christ	120338	Community	YES	YES	YES
Nimba	Zoe-Geh	Daynuah Public	120381	Public	YES	YES	YES
Nimba	Zoe-Geh	Dehvon Public	120351	Public	YES	YES	NO
Nimba	Zoe-Geh	Duanpea	120376	Public	YES	YES	NO
Nimba	Zoe-Geh	Fenplay Public	120384	Public	YES	YES	NO
Nimba	Zoe-Geh	Fiaplay Public	120366	Public	YES	YES	NO
Nimba	Zoe-Geh	Forty-Five Bahn Public	120355	Public	YES	YES	NO
Nimba	Zoe-Geh	Gampa Public	120379	Public	YES	YES	NO
Nimba	Zoe-Geh	Gblah Butuo Public	120354	Public	YES	YES	NO
Nimba	Zoe-Geh	Gblah Community School	120471	Community	YES	YES	NO
Nimba	Zoe-Geh	Gbomieplay	120348	Public	YES	YES	NO
Nimba	Zoe-Geh	Guekpanlah Public	120365	Public	YES	YES	NO
Nimba	Zoe-Geh	Gwealay Public	120342	Public	YES	YES	NO
Nimba	Zoe-Geh	Gwehlay Public	120375	Public	YES	YES	NO
Nimba	Zoe-Geh	Karpoplay	120336	Public	YES	YES	NO
Nimba	Zoe-Geh	Karyea Elementary	120364	Public	NO	YES	NO
Nimba	Zoe-Geh	Krude Community	120363	Private	YES	YES	YES
Nimba	Zoe-Geh	Miah Public	120344	Public	YES	YES	NO
Nimba	Zoe-Geh	Miaplay Bonnah Public	120361	Public	YES	YES	YES
Nimba	Zoe-Geh	Miaplay Yeezlay Public	120380	Public	YES	YES	YES
Nimba	Zoe-Geh	Nyenpa Public	120347	Public	YES	YES	NO
Nimba	Zoe-Geh	Payee Public	120356	Public	YES	YES	NO
Nimba	Zoe-Geh	Quiah Elem/Jr High	120345	Public	YES	YES	YES
Nimba	Zoe-Geh	Rlantuo Public	120335	Public	YES	YES	NO
Nimba	Zoe-Geh	Rlekporlay Public	120382	Public	YES	YES	YES
Nimba	Zoe-Geh	Sackor Public	120362	Public	YES	YES	YES
Nimba	Zoe-Geh	Sangaplay Public	120373	Public	YES	YES	NO
Nimba	Zoe-Geh	Sia-Kwado Public	120377	Public	YES	YES	NO
Nimba	Zoe-Geh	Siaplay Public	120368	Public	YES	YES	YES
Nimba	Zoe-Geh	Swamah Public	120407	Public	YES	YES	NO
Nimba	Zoe-Geh	Taykpaglay Public	120341	Public	YES	YES	NO
Nimba	Zoe-Geh	Taylay Community	120353	Community	YES	YES	NO
Nimba	Zoe-Geh	Teah-Bee Public	120349	Public	YES	YES	NO
Nimba	Zoe-Geh	Troupoe Public	120374	Public	YES	YES	NO
Nimba	Zoe-Geh	Waymah Public	120370	Public	YES	YES	YES
Nimba	Zoe-Geh	Wehplay Public	120371	Public	YES	YES	YES
Nimba	Zoe-Geh	Zayglay Community	120337	Public	YES	YES	NO
Nimba	Zoe-Geh	Zayglay Public	120352	Public	YES	YES	NO
Nimba	Zoe-Geh	Zeanpea Public	120378	Public	YES	YES	NO
Nimba	Zoe-Geh	Zehplay Public	120346	Public	YES	YES	YES
Nimba	Zoe-Geh	Zoeluapa Public	120358	Public	YES	YES	NO
Nimba	Zoe-Geh	Zontuo Public	120339	Public	YES	YES	NO
Nimba	Zoe-Geh	Zotah Public	120359	Public	YES	YES	NO
Nimba	Zoe-Geh	Zuoplay Public	120406	Public	YES	YES	YES
River Cess	Central Rivercess Dis.1	Bobo	130001	Public	YES	YES	NO
River Cess	Central Rivercess Dis.1	Bour	130010	Public	YES	YES	NO
River Cess	Central Rivercess Dis.1	Doewein	130033	Public	YES	YES	NO
River Cess	Central Rivercess Dis.1	Gbasaw	130037	Public	YES	YES	NO
River Cess	Central Rivercess Dis.1	Gborwuzon	130041	Public	YES	YES	NO
River Cess	Central Rivercess Dis.1	Geedeh	130002	Public	YES	YES	NO
River Cess	Central Rivercess Dis.1	James Sowie	130006	Public	YES	YES	NO
River Cess	Central Rivercess Dis.1	Kannweh	130009	Public	YES	YES	NO
River Cess	Central Rivercess Dis.1	Kardolkpeh	130004	Public	YES	YES	NO
River Cess	Central Rivercess Dis.1	Kayah	130003	Public	YES	YES	NO
River Cess	Central Rivercess Dis.1	Kayah	130005	Public	YES	YES	NO
River Cess	Central Rivercess Dis.1	Krakpoe	130049	Public	YES	YES	NO
River Cess	Central Rivercess Dis.1	Logan	130047	Public	YES	YES	NO
River Cess	Central Rivercess Dis.1	Neezuin	130059	Public	YES	YES	NO
River Cess	Central Rivercess Dis.1	Nyorwein	130008	Public	YES	YES	YES
River Cess	Central Rivercess Dis.1	Sand Beach Junction	130027	Public	YES	YES	NO
River Cess	Central Rivercess Dis.1	Siahn	130058	Public	YES	YES	NO
River Cess	Central Rivercess Dis.1	Tarrs	130011	Public	YES	YES	NO
River Cess	Central Rivercess Dis.1	Toga McIntosh	130045	Public	YES	YES	NO
River Cess	Central Rivercess Dis.1	Tompoe	130056	Public	YES	YES	NO
River Cess	Central Rivercess Dis.1	Wheasayn	130046	Public	YES	YES	NO
River Cess	Central Rivercess Dis.1	Yarpah	130057	Public	YES	YES	NO
River Cess	Central Rivercess Dis.1	Yolo	130028	Public	YES	YES	NO
River Cess	Central Rivercess Dis.1	Zeetor	130026	Public	YES	YES	NO
River Cess	Central Rivercess Dis.2	Chenwon Town	130082	Public	YES	YES	NO
River Cess	Central Rivercess Dis.2	Dahn Public School	130102	Public	YES	YES	NO
River Cess	Central Rivercess Dis.2	Dorbor Public School	130105	Public	YES	YES	NO
River Cess	Central Rivercess Dis.2	Gbardiah Public School	130086	Public	YES	YES	NO
River Cess	Central Rivercess Dis.2	Gumu	130081	Public	YES	YES	NO
River Cess	Central Rivercess Dis.2	Nyenvor	130080	Public	YES	YES	NO
River Cess	Central Rivercess Dis.2	Nyenvor Public Annex	130084	Public	YES	YES	NO
River Cess	Central Rivercess Dis.2	vondeh	130077	Public	YES	YES	NO

County	District	School Name	EMIS Code	Type	ECE	Primary	Secondary
River Cess	Central Rivercess Dis.2	Zammie Public School	130099	Public	YES	YES	YES
River Cess	Central Rivercess Dis.2	Zeegar	130083	Public	YES	YES	NO
River Cess	Central Rivercess Dis.2	Zeetor Public School	130085	Public	YES	YES	NO
River Cess	Monweh	Bahn Public	130101	Public	YES	YES	NO
River Cess	Monweh	Boe	130072	Public	YES	YES	NO
River Cess	Monweh	Boegeesay	130035	Public	YES	YES	YES
River Cess	Monweh	Buehn Public School	130106	Public	YES	YES	NO
River Cess	Monweh	Dehgar Public School	130088	Public	YES	YES	NO
River Cess	Monweh	Faith Independent Baptist Mission	130098	Religious/Mission	YES	YES	NO
River Cess	Monweh	Frank Wragbo	130090	Public	YES	YES	NO
River Cess	Monweh	Garwin Public	130096	Public	YES	YES	NO
River Cess	Monweh	Gbortoe	130062	Public	YES	YES	NO
River Cess	Monweh	Gleozohn Public School	130104	Public	YES	YES	NO
River Cess	Monweh	Goah	130042	Public	YES	YES	NO
River Cess	Monweh	Jo River	130071	Public	YES	YES	NO
River Cess	Monweh	Joshua G. Logan	130073	Public	YES	YES	NO
River Cess	Monweh	Kangbo Public	130108	Public	YES	YES	YES
River Cess	Monweh	Larkpasee Public School	130107	Public	YES	YES	NO
River Cess	Monweh	Monweh	130038	Public	YES	YES	NO
River Cess	Monweh	Monweh	130070	Public	YES	YES	NO
River Cess	Monweh	Nagbo Public	130103	Public	YES	YES	NO
River Cess	Monweh	New Era Public School	130109	Public	YES	YES	NO
River Cess	Monweh	Peoples	130061	Public	YES	YES	NO
River Cess	Monweh	Sawpue Public School	130100	Community	YES	YES	NO
River Cess	Monweh	Tiah Public	130092	Public	YES	YES	NO
River Cess	Monweh	Vah Town Public	130094	Public	YES	YES	NO
River Cess	Monweh	Yeastay	130039	Public	YES	YES	NO
River Cess	Monweh	Zarweah Public	130089	Public	YES	YES	NO
River Cess	Monweh	Zeegar	130031	Public	YES	YES	NO
River Cess	Timbo	Barblozohn Public	130043	Public	YES	YES	NO
River Cess	Timbo	Cestos High School	130032	Public	NO	NO	YES
River Cess	Timbo	Charlie	130024	Public	YES	YES	NO
River Cess	Timbo	Darsaw Town Public	130034	Public	YES	YES	YES
River Cess	Timbo	Fenwien	130025	Public	YES	YES	NO
River Cess	Timbo	Gorzohn	130014	Public	YES	YES	NO
River Cess	Timbo	Government Central Elementary	130021	Public	YES	YES	NO
River Cess	Timbo	Hope Christian Academy	130093	Religious/Mission	YES	YES	NO
River Cess	Timbo	J.L.Travers	130017	Public	YES	YES	NO
River Cess	Timbo	Leaphart	130016	Public	YES	YES	NO
River Cess	Timbo	Mandeh	130015	Public	NO	YES	NO
River Cess	Timbo	Mannah Beach	130030	Public	YES	YES	NO
River Cess	Timbo	Sadio	130013	Public	YES	YES	NO
River Cess	Timbo	Sayuoh	130020	Public	YES	YES	NO
River Cess	Timbo	Semgbloh	130022	Public	YES	YES	NO
River Cess	Timbo	Timbo Public	130091	Public	YES	YES	NO
River Cess	Timbo	Toboe Public	130097	Public	YES	YES	NO
River Cess	Timbo	Toe Town	130018	Public	YES	YES	NO
River Cess	Timbo	Wheavennen	130023	Public	YES	YES	NO
River Cess	Timbo	Zolay	130029	Public	YES	YES	NO
River Cess	Yarnee	Borkor	130050	Public	YES	YES	NO
River Cess	Yarnee	Bour	130069	Public	YES	YES	NO
River Cess	Yarnee	Does	130063	Public	YES	YES	NO
River Cess	Yarnee	Farth	130051	Public	YES	YES	NO
River Cess	Yarnee	Fred Bernard	130064	Public	YES	YES	NO
River Cess	Yarnee	Gbor	130036	Public	YES	YES	NO
River Cess	Yarnee	Ghen	130065	Public	YES	YES	NO
River Cess	Yarnee	Gleekloh	130055	Public	YES	YES	NO
River Cess	Yarnee	Gorr	130067	Public	YES	YES	NO
River Cess	Yarnee	Kola Tree	130075	Public	YES	YES	NO
River Cess	Yarnee	Kpa-Queh	130068	Public	YES	YES	NO
River Cess	Yarnee	Neegbah	130054	Public	YES	YES	YES
River Cess	Yarnee	Pankloh	130052	Public	YES	YES	NO
River Cess	Yarnee	Pillar Of Fire	130087	Religious/Mission	YES	YES	YES
River Cess	Yarnee	Rock Cess	130048	Public	YES	YES	NO
River Cess	Yarnee	Rockcess Beach	130066	Public	YES	YES	NO
River Cess	Yarnee	Sally	130076	Public	YES	YES	NO
River Cess	Yarnee	Sanwein	130060	Public	YES	YES	NO
River Gee	Chedepo	Blaliken	140005	Public	YES	YES	NO
River Gee	Chedepo	Geeken	140009	Public	YES	YES	NO
River Gee	Chedepo	Jayliken	140003	Public	YES	YES	NO
River Gee	Chedepo	Jolowroken	140001	Public	YES	YES	NO
River Gee	Chedepo	Kaytoken	140004	Public	YES	YES	YES
River Gee	Chedepo	Killepo Community A.I.C.A	140097	Religious/Mission	YES	YES	NO
River Gee	Chedepo	Poka	140007	Public	YES	YES	NO
River Gee	Chedepo	Tarzikken	140010	Public	YES	YES	NO
River Gee	Chedepo	Tiah Memorial	140002	Public	YES	YES	YES
River Gee	Chedepo	Torroken	140006	Public	YES	YES	NO

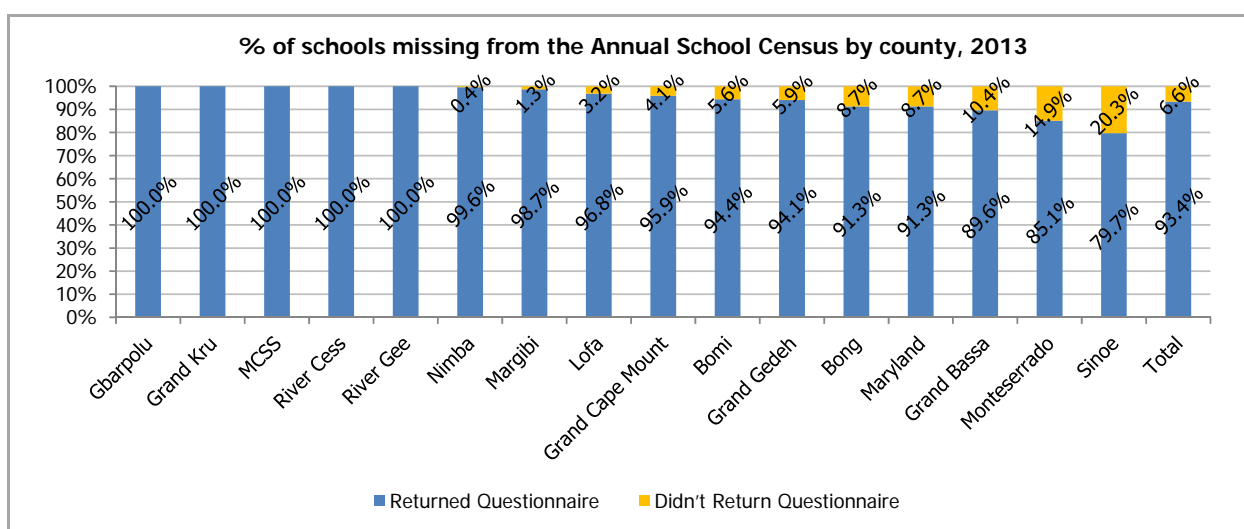
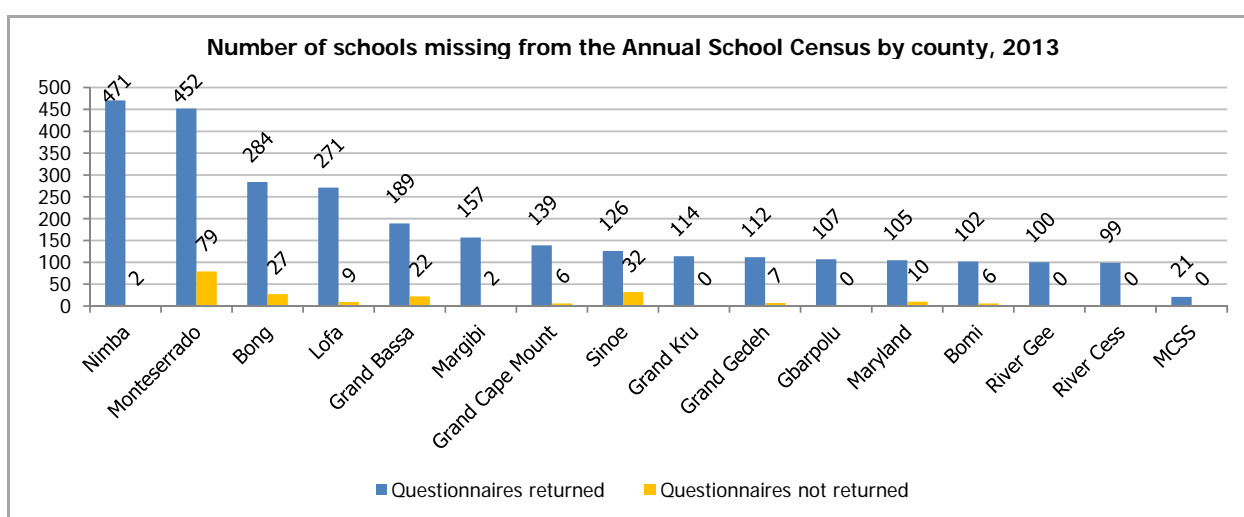
County	District	School Name	EMIS Code	Type	ECE	Primary	Secondary
River Gee	Chedepo	Waplo Memorial Institute	140012	Public	YES	YES	YES
River Gee	Chedepo	Weleboken	140008	Public	YES	YES	NO
River Gee	Chedepo	Wolee Memorial Institute	140011	Public	YES	YES	NO
River Gee	Gbaepo	Beapo Central	140067	Public	NO	NO	YES
River Gee	Gbaepo	Drugbo	140070	Public	YES	YES	NO
River Gee	Gbaepo	Dweh Memorial	140073	Public	YES	YES	NO
River Gee	Gbaepo	Flewroken	140068	Public	YES	YES	NO
River Gee	Gbaepo	Gbeapo Geeken	140071	Public	YES	YES	NO
River Gee	Gbaepo	J. J Geleply	140074	Public	YES	YES	NO
River Gee	Gbaepo	Kanweaken	140072	Public	YES	YES	NO
River Gee	Gbaepo	Kevin Sorem Christian	140105	Religious/Mission	YES	YES	NO
River Gee	Gbaepo	Kuwor Memorial Institute	140066	Public	YES	YES	NO
River Gee	Gbaepo	Matthew Swen Institute	140063	Public	NO	YES	NO
River Gee	Gbaepo	Paroken	140075	Public	YES	YES	NO
River Gee	Gbaepo	Podroken	140064	Public	YES	YES	NO
River Gee	Gbaepo	Pronoken	140069	Public	YES	YES	YES
River Gee	Gbaepo	St. Kizito Catholic School	140102	Religious/Mission	YES	YES	NO
River Gee	Gbaepo	Tartuken	140065	Public	YES	YES	NO
River Gee	Putopu	Andrew Sarwih	140094	Religious/Mission	YES	YES	NO
River Gee	Putopu	Demonstration P M	140101	Public	NO	YES	NO
River Gee	Putopu	Dominion Christian Institute	140099	Religious/Mission	YES	YES	YES
River Gee	Putopu	FishTown Demonstration	140026	Public	YES	YES	NO
River Gee	Putopu	Gbaquiah	140025	Public	YES	YES	NO
River Gee	Putopu	Jallah Nyenpan	140023	Public	YES	YES	NO
River Gee	Putopu	Japroken	140036	Public	YES	YES	NO
River Gee	Putopu	Juwehpo Elem.and Jr High	140095	Public	YES	YES	NO
River Gee	Putopu	Koken	140024	Public	YES	YES	NO
River Gee	Putopu	Kortown	140028	Public	YES	YES	NO
River Gee	Putopu	Mmatu	140032	Public	YES	YES	NO
River Gee	Putopu	Pennoken	140037	Public	YES	YES	NO
River Gee	Putopu	Peolken	140038	Public	YES	YES	NO
River Gee	Putopu	Rev.Henry T. Keah Elem School	140092	Religious/Mission	YES	YES	NO
River Gee	Putopu	Saiken	140030	Public	YES	YES	NO
River Gee	Putopu	Saiyah	140033	Public	YES	YES	YES
River Gee	Putopu	Sieh Toe	140034	Public	YES	YES	NO
River Gee	Putopu	Teajaliken	140031	Public	YES	YES	NO
River Gee	Putopu	Tweh Jaiklay	140027	Public	NO	NO	YES
River Gee	Putopu	Wregboken	140022	Public	YES	YES	NO
River Gee	Sarbo	Chea Cheapoo	140020	Public	YES	YES	NO
River Gee	Sarbo	D. Tarpee Andrews	140021	Public	YES	YES	NO
River Gee	Sarbo	Freetown Elementary	140096	Public	YES	YES	NO
River Gee	Sarbo	Geeken	140019	Public	YES	YES	NO
River Gee	Sarbo	J. B. Williams	140018	Public	YES	YES	NO
River Gee	Sarbo	Karjilibo	140017	Public	YES	YES	NO
River Gee	Sarbo	Martuaken	140016	Public	YES	YES	NO
River Gee	Sarbo	Nuyanwrike	140015	Public	YES	YES	NO
River Gee	Sarbo	Tawarken	140013	Public	YES	YES	NO
River Gee	Sarbo	Tomwah Memorial	140014	Public	YES	YES	YES
River Gee	Sarbo	U-Bor elementary	140100	Public	YES	YES	NO
River Gee	Tiempo	Cheboken	140091	Public	YES	YES	NO
River Gee	Tiempo	Dartuken	140076	Public	YES	YES	NO
River Gee	Tiempo	Gedeken	140087	Public	YES	YES	NO
River Gee	Tiempo	Gmayanken	140088	Public	YES	YES	NO
River Gee	Tiempo	Gmomaken	140078	Public	YES	YES	NO
River Gee	Tiempo	Krakree	140079	Public	YES	YES	NO
River Gee	Tiempo	Nyounken	140084	Public	YES	YES	NO
River Gee	Tiempo	Pennoken	140086	Public	YES	YES	NO
River Gee	Tiempo	Sherriken	140083	Public	YES	YES	NO
River Gee	Tiempo	Taytoken	140081	Public	YES	YES	NO
River Gee	Tiempo	Toulee	140080	Public	YES	YES	NO
River Gee	Tiempo	Turogbe	140089	Public	YES	YES	NO
River Gee	Tiempo	Warliken	140085	Public	YES	YES	NO
River Gee	Tiempo	woloken	140082	Public	YES	YES	NO
River Gee	Tiempo	Wrejah	140090	Public	YES	YES	NO
River Gee	Tiempo	Wrewroken	140077	Public	YES	YES	NO
River Gee	Webbo	Badio Sayjue	140053	Public	YES	YES	NO
River Gee	Webbo	Bettaken Public	140104	Public	YES	YES	NO
River Gee	Webbo	Deabo	140051	Public	YES	YES	NO
River Gee	Webbo	Depecpo	140055	Public	YES	YES	NO
River Gee	Webbo	E. Segbeh Brooks	140039	Public	NO	YES	YES
River Gee	Webbo	Gbaweleken Demonstration	140103	Public	YES	YES	NO
River Gee	Webbo	Geeklaken	140045	Public	YES	YES	NO
River Gee	Webbo	Gyetu	140061	Public	YES	YES	NO
River Gee	Webbo	Jack Karpheh	140046	Public	YES	YES	NO
River Gee	Webbo	Karbuken	140050	Public	YES	YES	NO
River Gee	Webbo	Kardioh Kesseh	140047	Public	YES	YES	NO
River Gee	Webbo	Knowroken Demonstration	140057	Public	YES	YES	NO
River Gee	Webbo	Konowroken	140062	Public	NO	YES	NO

County	District	School Name	EMIS Code	Type	ECE	Primary	Secondary
River Gee	Webbo	Nyaake	140056	Public	YES	YES	NO
River Gee	Webbo	Nyantujah	140052	Public	YES	YES	NO
River Gee	Webbo	Nyentiabo	140054	Public	YES	YES	NO
River Gee	Webbo	Paul N. smith	140059	Public	YES	YES	NO
River Gee	Webbo	Suwroken	140060	Public	YES	YES	NO
River Gee	Webbo	Tartijah	140042	Public	YES	YES	NO
River Gee	Webbo	Taryaken	140048	Public	YES	YES	NO
River Gee	Webbo	Warliken	140058	Public	YES	YES	NO
River Gee	Webbo	Wartiken	140044	Public	YES	YES	NO
River Gee	Webbo	Watuaken	140043	Public	YES	YES	NO
River Gee	Webbo	Webbo Elem/Jr High	140040	Public	NO	YES	YES
River Gee	Webbo	Wlegboken	140041	Public	YES	YES	NO
Sinoe	Central Kpanyan	Bortokepo	150026	Public	YES	YES	NO
Sinoe	Central Kpanyan	Chlorobo	150028	Public	YES	YES	YES
Sinoe	Central Kpanyan	Doyan Toby	150020	Public	YES	YES	NO
Sinoe	Central Kpanyan	Draoh	150027	Public	YES	YES	YES
Sinoe	Central Kpanyan	King William	150029	Public	YES	YES	YES
Sinoe	Central Kpanyan	Klogba	150023	Public	YES	YES	NO
Sinoe	Central Kpanyan	Kunwiah	150024	Public	YES	YES	YES
Sinoe	Central Kpanyan	Kwiatuoh	150034	Public	YES	YES	NO
Sinoe	Central Kpanyan	Nana Kru	150033	Public	YES	YES	NO
Sinoe	Central Kpanyan	Nyanpoh	150031	Public	YES	YES	NO
Sinoe	Central Kpanyan	Nyanpoh Beach	150022	Public	YES	YES	NO
Sinoe	Central Kpanyan	Pataye	150021	Public	YES	YES	YES
Sinoe	Central Kpanyan	Payne Nyenkan	150025	Public	YES	YES	NO
Sinoe	Central Kpanyan	Sayoh	150032	Public	YES	YES	NO
Sinoe	Central Kpanyan	Setra Kru	150030	Public	YES	YES	NO
Sinoe	Central Kpanyan	Twah Elementary School	150140	Public	YES	YES	NO
Sinoe	Central Kpanyan	Weagba Public	150134	Public	YES	YES	NO
Sinoe	Central Kpanyan	Wrokree Elementary School	150138	Public	YES	YES	NO
Sinoe	Greenville	Assembly of God Mission	150160	Religious/Mission	YES	YES	NO
Sinoe	Greenville	Bluntsville	150164	Public	YES	YES	NO
Sinoe	Greenville	Cecelia Nepe	150162	Public	YES	YES	NO
Sinoe	Greenville	Elementry Demonstration	150068	Public	YES	YES	NO
Sinoe	Greenville	Frank Brown	150147	Public	YES	YES	YES
Sinoe	Greenville	Gary Hall Christain	150166	Religious/Mission	YES	YES	YES
Sinoe	Greenville	Harrison W Grigsby	150165	Religious/Mission	YES	YES	YES
Sinoe	Greenville	Jarteh Gmanah	150141	Public	YES	YES	NO
Sinoe	Greenville	Louisiana	150156	Public	YES	YES	NO
Sinoe	Greenville	Nimely Brothers	150143	Public	YES	YES	NO
Sinoe	Greenville	S.J.C. Daviies	150069	Public	NO	YES	YES
Sinoe	Greenville	Seebeh Junior	150163	Public	YES	YES	YES
Sinoe	Greenville	Sinoe Community	150168	Public	YES	YES	NO
Sinoe	Greenville	Sinoe Extension	150161	Public	NO	YES	YES
Sinoe	Greenville	Sinoe Multilateral	150167	Public	NO	NO	YES
Sinoe	Greenville	St Joseph Catholic	150159	Religious/Mission	YES	YES	YES
Sinoe	Greenville	St Paul Episcopal Parish	150158	Religious/Mission	YES	YES	YES
Sinoe	Juarzon	Bridge-Way Public School	150173	Public	YES	YES	NO
Sinoe	Juarzon	Chebiah Elementry School	150183	Public	YES	YES	NO
Sinoe	Juarzon	Chewlue Town Public School	150177	Public	YES	YES	NO
Sinoe	Juarzon	Dagbe Memorial Elem.	150078	Public	YES	YES	NO
Sinoe	Juarzon	Gbalawein Elem.	150181	Public	YES	YES	NO
Sinoe	Juarzon	Gbliyee	150077	Public	YES	YES	NO
Sinoe	Juarzon	Gbodweh Town	150076	Public	YES	YES	NO
Sinoe	Juarzon	Juarzon Central	150079	Public	YES	YES	YES
Sinoe	Juarzon	Kieh Town Public School	150175	Public	YES	YES	NO
Sinoe	Juarzon	Korjahyee Public School	150182	Public	YES	YES	NO
Sinoe	Juarzon	Kpalo-Bli Elementry	150188	Public	YES	YES	NO
Sinoe	Juarzon	Lewis Wah Memorial Elem.	150190	Public	YES	YES	NO
Sinoe	Juarzon	Mile 48 Tiah Elem.	150178	Public	YES	YES	NO
Sinoe	Juarzon	Monnah Town Elem.	150179	Public	YES	YES	NO
Sinoe	Juarzon	Nelson Wah Barh Elem.	150174	Public	YES	YES	NO
Sinoe	Juarzon	Pellokon Junior High School	150186	Public	YES	YES	NO
Sinoe	Juarzon	Sargbah Town Public	150180	Public	YES	YES	NO
Sinoe	Juarzon	Sargbeh Town Elementary School	150191	Public	YES	YES	NO
Sinoe	Juarzon	Saywoo Town Elem.	150132	Public	YES	YES	NO
Sinoe	Juarzon	Seekon Public	150189	Public	YES	YES	NO
Sinoe	Juarzon	Upper Wedjah Public School	150184	Public	YES	YES	NO
Sinoe	Juarzon	Voogbadee Public School	150176	Public	YES	YES	NO
Sinoe	Lower Kpanyan	Chea Town Community	150060	Community	YES	YES	NO
Sinoe	Lower Kpanyan	Fanfin	150049	Public	YES	YES	NO
Sinoe	Lower Kpanyan	Gmakencree Public	150101	Public	YES	YES	NO
Sinoe	Lower Kpanyan	Kayeedae Public School	150121	Public	YES	YES	NO
Sinoe	Lower Kpanyan	Klaniedae Public	150120	Public	YES	YES	NO
Sinoe	Lower Kpanyan	Kpantan Central	150065	Public	YES	YES	YES
Sinoe	Lower Kpanyan	Mama- Creek Public School	150097	Public	YES	YES	NO
Sinoe	Lower Kpanyan	Mannah	150053	Public	YES	YES	NO

County	District	School Name	EMIS Code	Type	ECE	Primary	Secondary
Sinoe	Lower Kpanyan	Nimopoh Central	150055	Public	YES	YES	NO
Sinoe	Lower Kpanyan	Nyannue	150050	Public	YES	YES	NO
Sinoe	Lower Kpanyan	Palatroken	150066	Public	YES	YES	NO
Sinoe	Lower Kpanyan	Pennoken	150064	Public	YES	YES	NO
Sinoe	Lower Kpanyan	Plasiken Public School	150100	Public	YES	YES	NO
Sinoe	Lower Kpanyan	Pochen Public	150098	Public	YES	YES	NO
Sinoe	Lower Kpanyan	Qulah	150051	Public	YES	YES	NO
Sinoe	Lower Kpanyan	Richard Kantan	150054	Public	YES	YES	YES
Sinoe	Lower Kpanyan	Saywon	150048	Public	YES	YES	NO
Sinoe	Lower Kpanyan	Taryontown	150061	Public	YES	YES	NO
Sinoe	Lower Kpanyan	Tubmanville	150062	Public	YES	YES	YES
Sinoe	Lower Kpanyan	Wolee	150052	Public	YES	YES	YES
Sinoe	Sankwen	Baffu Bay Public	150136	Public	YES	YES	NO
Sinoe	Sankwen	Bolue	150043	Public	YES	YES	NO
Sinoe	Sankwen	Duoh Public	150128	Public	YES	YES	NO
Sinoe	Sankwen	Kayweah	150041	Public	YES	YES	NO
Sinoe	Sankwen	Kpeanbee	150042	Public	YES	YES	NO
Sinoe	Sankwen	Neequiah Public	150035	Public	YES	YES	NO
Sinoe	Sankwen	Paris	150070	Public	YES	YES	NO
Sinoe	Sankwen	Tarsue Beach Public	150131	Public	YES	YES	NO
Sinoe	Sankwen	Totoe Public	150039	Public	YES	YES	NO
Sinoe	Sankwen	Tournata	150038	Public	YES	YES	NO
Sinoe	Sankwen	Troh	150040	Public	YES	YES	YES
Sinoe	Sankwen	Upper Tarsue	150044	Public	YES	YES	NO
Sinoe	Sankwen	Wotuken	150037	Public	NO	YES	NO
Sinoe	Tarjuwon	Boe	150093	Public	YES	YES	NO
Sinoe	Tarjuwon	Frances Nyenfueh	150082	Public	YES	YES	NO
Sinoe	Tarjuwon	Grebo	150092	Public	YES	YES	NO
Sinoe	Tarjuwon	J.N. George Elem. School.	150127	Public	YES	YES	NO
Sinoe	Tarjuwon	Jamess Edward Greene	150083	Public	YES	YES	NO
Sinoe	Tarjuwon	Kulu Daniel Dugbe Elem/Jr. High	150088	Public	YES	YES	YES
Sinoe	Tarjuwon	Moses Beweyee	150089	Public	YES	YES	NO
Sinoe	Tarjuwon	Nyarn	150081	Public	YES	YES	NO
Sinoe	Tarjuwon	Nyarn Central	150084	Public	YES	YES	NO
Sinoe	Tarjuwon	Plahn	150095	Public	YES	YES	YES
Sinoe	Tarjuwon	Plandialebo	150087	Public	YES	YES	YES
Sinoe	Tarjuwon	Pobleh	150086	Public	YES	YES	NO
Sinoe	Tarjuwon	Shaw	150090	Public	YES	YES	NO
Sinoe	Tarjuwon	Upper Kulu	150094	Public	YES	YES	NO
Sinoe	Upper Kpanyan	A.Doenah Sneh Elem.	150001	Public	YES	YES	NO
Sinoe	Upper Kpanyan	Beatuken	150003	Public	YES	YES	NO
Sinoe	Upper Kpanyan	Drapoh	150018	Public	YES	YES	NO
Sinoe	Upper Kpanyan	Dubuekon	150010	Public	YES	YES	NO
Sinoe	Upper Kpanyan	Dweh Swen Elementary	150014	Public	YES	YES	NO
Sinoe	Upper Kpanyan	Dweh Teh	150008	Public	YES	YES	NO
Sinoe	Upper Kpanyan	Florence Bing Elementary	150009	Public	YES	YES	NO
Sinoe	Upper Kpanyan	George M. Sneh Memorial Elem.	150004	Public	YES	YES	NO
Sinoe	Upper Kpanyan	Hamilton G. Russ III Elementary	150002	Public	YES	YES	NO
Sinoe	Upper Kpanyan	Irvin W. Kofa Elementary	150005	Public	YES	YES	NO
Sinoe	Upper Kpanyan	Jarbo Effort Foundation School	150012	Public	YES	YES	NO
Sinoe	Upper Kpanyan	Jedepo Junior High	150057	Public	YES	YES	YES
Sinoe	Upper Kpanyan	Jokoken	150015	Public	YES	YES	NO
Sinoe	Upper Kpanyan	Pokpaken	150016	Public	YES	YES	NO
Sinoe	Upper Kpanyan	Quayee Elem. School	150058	Public	YES	YES	NO
Sinoe	Upper Kpanyan	Saybliah	150013	Public	YES	YES	NO
Sinoe	Upper Kpanyan	Sloh Elementary	150139	Public	YES	YES	NO
Sinoe	Upper Kpanyan	Solomon Jarboe Elem/Jr High	150006	Public	YES	YES	YES
Sinoe	Upper Kpanyan	Teh Elementary	150017	Public	YES	YES	NO
Sinoe	Upper Kpanyan	Teyah/Mentroe Elementary	150059	Public	YES	YES	NO
Sinoe	Upper Kpanyan	Upper Jedepo Jr. High	150007	Public	YES	YES	YES
Sinoe	Upper Kpanyan	William Campbell Elementary	150011	Public	YES	YES	NO

## 10.0. Schools missing from census

County	Total Questionnaires Distributed	Returned Questionnaire		Didn't Return Questionnaire	
		Count	%total	Count	%total
Bomi	108	102	94.4%	6	5.6%
Bong	311	284	91.3%	27	8.7%
Gbarpolu	107	107	100.0%	0	0.0%
Grand Bassa	211	189	89.6%	22	10.4%
Grand Cape Mount	145	139	95.9%	6	4.1%
Grand Gedeh	119	112	94.1%	7	5.9%
Grand Kru	114	114	100.0%	0	0.0%
Lofa	280	271	96.8%	9	3.2%
Margibi	159	157	98.7%	2	1.3%
Maryland	115	105	91.3%	10	8.7%
MCSS	21	21	100.0%	0	0.0%
Monteserrado	531	452	85.1%	79	14.9%
Nimba	473	471	99.6%	2	0.4%
River Cess	99	99	100.0%	0	0.0%
River Gee	100	100	100.0%	0	0.0%
Sinoe	158	126	79.7%	32	20.3%
<b>Total</b>	<b>3,051</b>	<b>2,849</b>	<b>93.4%</b>	<b>202</b>	<b>6.6%</b>



- ✓ By 2013, 3,051 schools (primary and secondary) have been trained on the completion of the Annual School Census Questionnaire. From the schools that were trained, 93.4% of the schools returned questionnaires to their District Education Officer to ensure participation in the census, while 6.6% did not.
- ✓ In five counties, all the schools that were distributed were returned: Gbarpolu (100%), Grand Kru (100%), MCSS (100%), River Cess (100%), and River Gee (100%).
- ✓ There are only three counties where the of schools that didn't return their questionnaires Monteserrado amounts to over 10%: Grand Bassa (10.4%), Monteserrado (14.9%) and Sinoe (20.3%).